

STATE OF ILLINOIS
DEPARTMENT OF TRANSPORTATION

F.A.I. RTE.	SECTION	COUNTY	TOTAL SHEETS	SHEET NO.
57	D7 PATCHING 2022-3	COLES	5	1
		ILLINOIS	CONTRACT NO. 74A78	

FOR INDEX OF SHEETS, SEE SHEET NO. 2

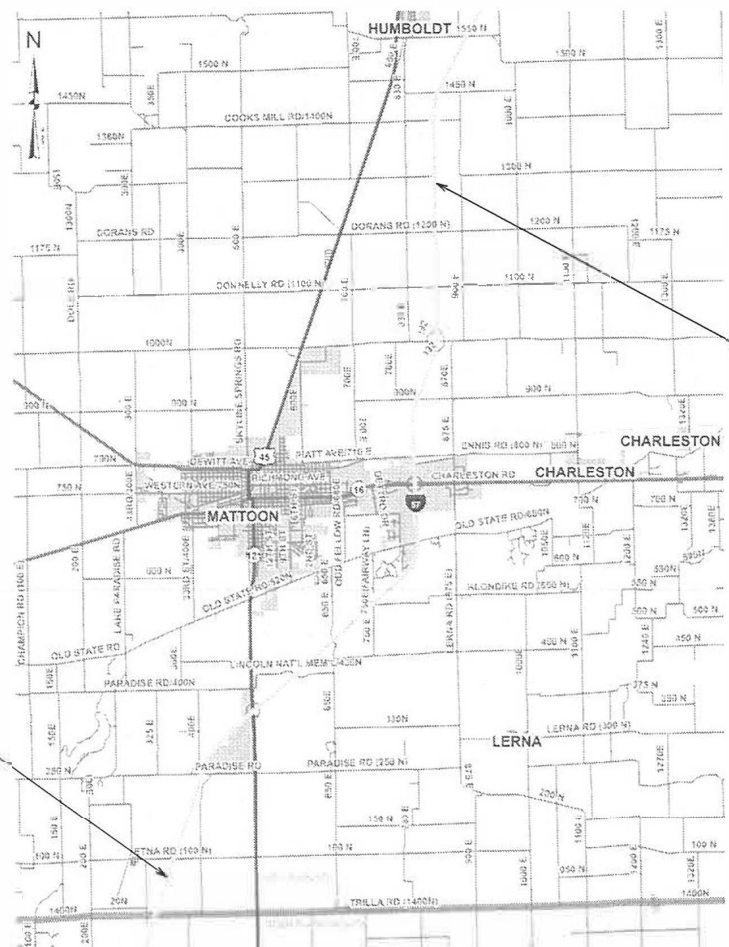
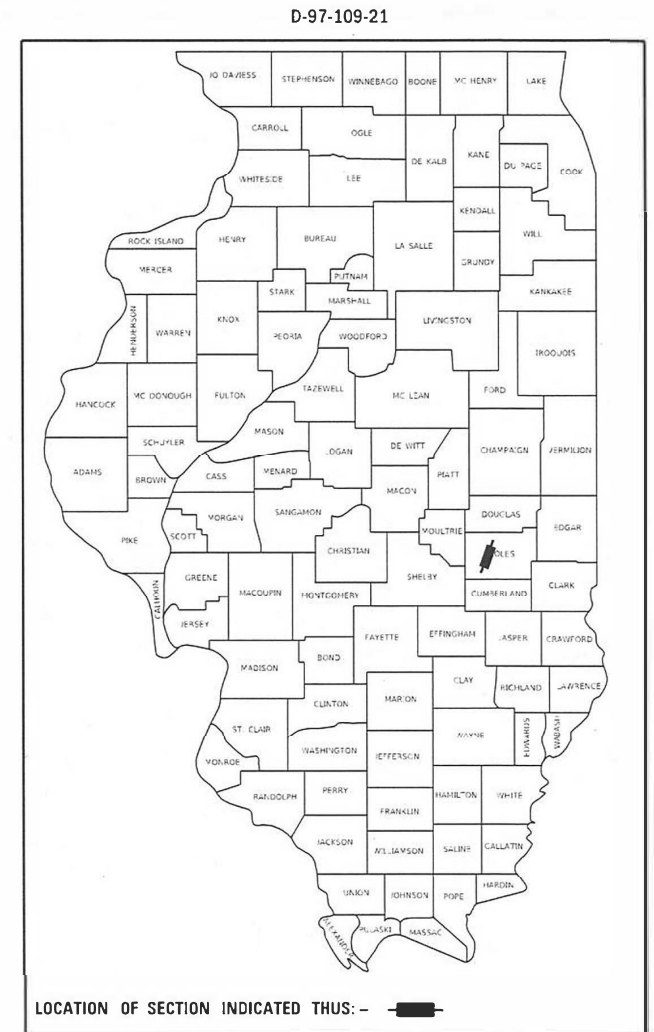
ADT = 21,200

PROPOSED
HIGHWAY PLANS

FAI 57 (I-57)
SECTION D7 PATCHING 2022-3

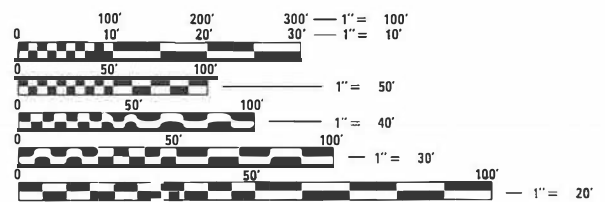
PATCHING
COLES COUNTY

C-97-178-21



PROJECT ENDS
MILE POST 195.5

PROJECT BEGINS
MILE POST 181



FULL SIZE PLANS HAVE BEEN PREPARED USING STANDARD ENGINEERING SCALES. REDUCED SIZED PLANS WILL NOT CONFORM TO STANDARD SCALES. IN MAKING MEASUREMENTS ON REDUCED PLANS, THE ABOVE SCALES MAY BE USED.

J.U.L.I.E.
JOINT UTILITY LOCATION INFORMATION FOR EXCAVATORS
1-800-892-0123
OR 811

PROJECT ENGINEER BRIAN LEWIS
PROJECT MANAGER ANDREW NIEMERG

CONTRACT NO. 74A78

GROSS LENGTH = 76560 FEET = 14.5 MILE
NET LENGTH = 76560 FEET = 14.5 MILE

STATE OF ILLINOIS
DEPARTMENT OF TRANSPORTATION

SUBMITTED JANUARY 31, 2022
Jeffrey P. Myrland
REGIONAL ENGINEER

March 25, 2022
[Signature]
ENGINEER OF DESIGN AND ENVIRONMENT

March 2, 2022
Stephen M. Fair
DIRECTOR OF HIGHWAYS PROJECT IMPLEMENTATION

PRINTED BY THE AUTHORITY
OF THE STATE OF ILLINOIS

INDEX OF SHEETS

SHEET NO.	ITEM
1	COVER SHEET
2	GENERAL NOTES, INDEX OF SHEETS & LIST OF STANDARDS
3	SUMMARY OF QUANTITIES
4-5	PATCHING SCHEDULES

THE FOLLOWING STANDARDS ARE A PART OF THESE PLANS AND ARE INCLUDED AFTER SHEET NO. 5:

STD. NO.	DESCRIPTION
000001-08	STANDARD SYMBOLS, ABBREVIATIONS AND PATTERNS
001001-02	AREAS OF REINFORCEMENT BARS
001006	DECIMAL OF AN INCH AND OF A FOOT
420001-10	PAVEMENT JOINTS
421001-03	BAR REINFORCEMENT FOR CRC PAVEMENT
442001-04	CLASS A PATCHES
701400-11	APPROACH TO LANE CLOSURE, FREEWAY/EXPRESSWAY
701401-13	LANE CLOSURE, FREEWAY/EXPRESSWAY
701411-09	LANE CLOSURE, MULTILANE, AT ENTRANCE OR EXIT RAMP, FOR SPEEDS >=45MPH
701901-08	TRAFFIC CONTROL DEVICES

GENERAL NOTES

THIS PROJECT IS LOCATED ON I-57 FROM MP 181 (0.9 MILES NORTH OF CUMBERLAND COUNTY LINE) TO MP 195.5 IN COLES COUNTY. THE WORK INCLUDED IN SECTION D7 PATCHING 2022-3 CONSISTS OF CLASS A PAVEMENT PATCHING, TRAFFIC CONTROL, AND ANY OTHER WORK NECESSARY TO COMPLETE THE SECTION.

ALL LONGITUDINAL REINFORCEMENT BARS IN CLASS A PATCHES SHALL BE #6 BARS

THE ACTUAL LOCATIONS OF PAVEMENT PATCHING AND FINAL QUANTITIES WILL BE DETERMINED BY THE ENGINEER IN THE FIELD.

MODEL: Default
 FILE NAME: p:\ultra-cw-bee\p\p\DOT Documents\DOT Office\District 7\Project\74A\B\CAD\DATA\CAD\Sheet\ID74A78-5-1-egenote.dgn

USER NAME = steffnmk	DESIGNED -	REVISED -	STATE OF ILLINOIS DEPARTMENT OF TRANSPORTATION	INDEX OF SHEETS & GENERAL NOTES	F.A.J. RTE.	SECTION	COUNTY	TOTAL SHEETS	SHEET NO.
	DRAWN -	REVISED -			I 57	D7 PATCHING 2022-3	COLES	5	2
PLOT SCALE = 2,0000 ' / in.	CHECKED -	REVISED -			CONTRACT NO. 74A78				
PLOT DATE = 2/8/2022	DATE -	REVISED -			SCALE:	SHEET 1 OF 1 SHEETS	STA.	TO STA.	ILLINOIS FED. AID PROJECT

I-57 NB Class A Patching 13"

Patch Number	Lane	Sta Mile Post	Length ft	Width ft	44200608 Type 1 sy	44200610 Type 2 sy	44200612 Type 3 sy	44200614 Type 4 sy	44213204 Tie Bars ea	44213000 Patch Reinf sy	44213200 Saw Cut ft
1	NBPL	181.71	6.0	12.0		8.0				8.0	60.0
2	NBDL	181.764	6.0	12.0		8.0				8.0	60.0
3	NBPL	181.764	6.0	12.0		8.0				8.0	60.0
4	NBPL	182.535	10.0	12.0		13.3				13.3	68.0
5	NBDL	182.535	10.0	12.00		13.3				13.3	68.0
6	NBPL	182.749	6.0	12.00		8.0				8.0	60.0
7	NBDL	182.768	30.0	12.00				40.0	14	40.0	108.0
8	NBPL	182.781	10.0	12.00		13.3				13.3	68.0
9	NBDL	183.772	20.0	12.00				26.7	9	26.7	88.0
10	NBPL	183.772	12.0	12.00			16.0			16.0	72.0
11	NBDL	185.256	10.0	12.00		13.3				13.3	68.0
12	NBPL	185.256	10.0	12.00		13.3				13.3	68.0
13	NBDL	185.826	8.0	12.00		10.7				10.7	64.0
14	NBDL	186.136	8.0	12.00		10.7				10.7	64.0
15	NBDL	186.17	6.0	12.00		8.0				8.0	60.0
16	NBPL	186.17	6.0	12.00		8.0				8.0	60.0
17	NBDL	186.182	6.0	12.00		8.0				8.0	60.0
18	NBDL	186.263	6.0	12.00		8.0				8.0	60.0
19	NBPL	186.344	12.0	12.00			16.0			16.0	72.0
20	NBDL	186.344	12.0	12.00			16.0			16.0	72.0
21	NBDL	186.378	6.0	12.00		8.0				8.0	60.0
22	NBPL	186.409	6.0	12.00		8.0				8.0	60.0
23	NBPL	186.574	8.0	12.00		10.7				10.7	64.0
24	NBDL	186.663	6.0	12.00		8.0				8.0	60.0
25	NBPL	186.663	6.0	12.00		8.0				8.0	60.0
26	NBDL	186.83	8.0	12.00		10.7				10.7	64.0

I-57 NB Class A Patching 13"

Patch Number	Lane	Sta Mile Post	Length ft	Width ft	44200608 Type 1 sy	44200610 Type 2 sy	44200612 Type 3 sy	44200614 Type 4 sy	44213204 Tie Bars ea	44213000 Patch Reinf sy	44213200 Saw Cut ft
27	NBDL	187.907	6.0	12.00		8.0				8.0	60.0
28	NBDL	189.5	10.0	12.00		13.3				13.3	68.0
29	NBPL	189.5	10.0	12.00		13.3				13.3	68.0
30	NBDL	190.31	6.0	12.00		8.0				8.0	60.0
31	NBDL	190.501	8.00	12.00		10.7				10.7	64.0
32	NBPL	190.501	8.00	12.00		10.7				10.7	64.0
33	NBDL	190.535	6.00	12.00		8.0				8.0	60.0
34	NBPL	190.535	6.00	12.00		8.0				8.0	60.0
35	NBDL	190.573	6.00	12.00		8.0				8.0	60.0
36	NBDL	191.409	8.00	12.00		10.7				10.7	64.0
37	NBDL	191.464	6.00	12.00		8.0				8.0	60.0
38	NBPL	191.464	6.00	12.00		8.0				8.0	60.0
39	NBDL	191.471	6.00	12.00		8.0				8.0	60.0
40	NBDL	191.877	16.00	12.00			21.3			21.3	80.0
41	NBDL	192.435	12.00	12.00			16.0			16.0	72.0
42	NBDL	192.662	16.00	12.00			21.3			21.3	80.0
43	NBDL	192.731	12.00	12.00			16.0			16.0	72.0
44	NBDL	193.926	6.00	12.00		8.0				8.0	60.0
45	NBDL	193.935	6.0	12.0		8.0				8.0	60.0
46	NBDL	193.994	6.0	12.0		8.0				8.0	60.0
47	NBDL	194.101	8.0	12.0		10.7				10.7	64.0
48	NBDL	194.574	10.0	12.0		13.3				13.3	68.0
49	NBDL	194.649	40.0	12.0				53.3	19	53.3	128.0
50	NBDL	194.739	6.0	12.0		8.0				8.0	60.0
51	NBDL	194.96	8.0	12.0		10.7				10.7	64.0
52	NBDL	195.158	6.0	12.0		8.0				8.0	60.0
53	NBDL	195.408	10.0	12.0		13.3				13.3	68.0
54	NBDL	195.479	10.0	12.0		13.3				13.3	68.0
NB TOTALS					0	430	123	120	42	672	3600
Number Ea.					0	44	7	3			

MODEL: Default
 FILE NAME: P:\Public\sw_bentley.com\PROJECTS\74A78\Documents\DOT_Offices\DOT\I-57\I-57 NB Class A Patching 13" Schedule.dgn

REV. - MS

USER NAME = steffennk	DESIGNED -	REVISED -	STATE OF ILLINOIS DEPARTMENT OF TRANSPORTATION	CLASS A PATCHING SCHEDULE		F.A.I. RTE.	SECTION	COUNTY	TOTAL SHEETS	SHEET NO.		
PLOT SCALE = 2.0000' / in.	DRAWN -	REVISED -		SCALE:	SHEET 1 OF 2 SHEETS	STA.	TO STA.	57	D7 PATCHING 2022-3	COLES	5	4
PLOT DATE = 2/8/2022	CHECKED -	REVISED -		CONTRACT NO. 74A78								
	DATE -	REVISED -		ILLINOIS FED. AID PROJECT								

I-57 SB Class A Patching 13"

Patch Number	Lane	Sta Mile Post	Length ft	Width ft	44200608 Type 1 sy	44200610 Type 2 sy	44200612 Type 3 sy	44200614 Type 4 sy	44213204 Tie Bars ea	44213000 Patch Reinf sy	44213200 Saw Cut ft
55	SBDL	191.654	25.0	12.0				33.3	12	33.3	98.0
56	SBDL	191.235	8.0	12.0		10.7				10.7	64.0
57	SBDL	190.933	8.0	12.0		10.7				10.7	64.0
58	SBDL	190.626	8.0	12.0		10.7				10.7	64.0
59	RAMP	189.325	10.0	12.0		13.3				13.3	68.0
60	SBDL	189.325	6.0	12.0		8.0				8.0	60.0
61	SBPL	189.325	6.0	12.0		8.0				8.0	60.0
62	SBDL	188.941	15.0	12.0			20.0			20.0	78.0
63	SBPL	188.927	10.0	12.0		13.3				13.3	68.0
64	SBDL	188.88	6.0	12.0		8.0				8.0	60.0
65	SBDL	188.87	6.0	12.0		8.0				8.0	60.0
66	SBDL	188.819	8.0	12.0		10.7				10.7	64.0
67	SBDL	187.712	8.0	12.0		10.7				10.7	64.0
68	SBPL	187.674	6.0	12.0		8.0				8.0	60.0
69	SBDL	187.645	6.0	12.0		8.0				8.0	60.0
70	SBDL	187.233	15.0	12.0			20.0			20.0	78.0
71	SBPL	187.233	15.0	12.0			20.0			20.0	78.0
72	SBDL	187.09	8.0	12.0		10.7				10.7	64.0
73	SBPL	187.09	8.0	12.0		10.7				10.7	64.0
74	SBDL	187.057	8.0	12.0		10.7				10.7	64.0
75	SBPL	187.057	8.0	12.0		10.7				10.7	64.0
76	SBDL	186.943	25.0	12.0				33.3	12	33.3	98.0
77	SBDL	186.351	6.0	12.0		8.0				8.0	60.0
78	SBPL	186.351	6.0	12.0		8.0				8.0	60.0
79	SBDL	186.78	6.0	12.0		8.0				8.0	60.0
80	SBDL	186.392	10.0	12.0		13.3				13.3	68.0
81	SBDL	186.118	20.0	12.0				26.7	9	26.7	88.0
82	SBDL	185.483	6.0	12.0		8.0				8.0	60.0
83	SBDL	185.404	6.0	12.0		8.0				8.0	60.0
84	SBPL	184.957	6.0	12.0		8.0				8.0	60.0
85	SBPL	184.898	6.0	12.0		8.0				8.0	60.0
86	SBDL	184.78	10.0	12.0		13.3				13.3	68.0
87	SBPL	184.78	10.0	12.0		13.3				13.3	68.0
88	SBDL	184.716	20.0	12.0				26.7	9	26.7	88.0
89	SBDL	184.02	10.0	12.0		13.3				13.3	68.0
90	SBDL	183.967	6.0	12.0		8.0				8.0	60.0
91	SBPL	183.967	6.0	12.0		8.0				8.0	60.0
92	SBDL	183.921	10.0	12.0		13.3				13.3	68.0
93	SBPL	183.921	10.0	12.0		13.3				13.3	68.0
SB TOTALS					0	323	60	120	42	503	2626
Number Ea.					0	32	3	4			

Class A Patching Totals	44200608 Type 1 sy	44200610 Type 2 sy	44200612 Type 3 sy	44200614 Type 4 sy	44213204 Tie Bars ea	44213000 Patch Reinf sy	44213200 Saw Cut ft
Quantities	0	753	183	240	84	1175	6226
Number Ea.	0	76	10	7			

REV. - MS

MODEL: Default
 FILE: M:\11511501\11511501.dwg
 PROJECT: 11511501\11511501.dwg
 SHEET: 5 of 5
 DATE: 2/8/2022

USER NAME = steffenmk	DESIGNED -	REVISED -
	DRAWN -	REVISED -
PLOT SCALE = 2.0000' / in.	CHECKED -	REVISED -
PLOT DATE = 2/8/2022	DATE -	REVISED -

**STATE OF ILLINOIS
DEPARTMENT OF TRANSPORTATION**

CLASS A PATCHING SCHEDULE

SCALE: SHEET 2 OF 2 SHEETS STA. TO STA.

F.A.I. RTE.	SECTION	COUNTY	TOTAL SHEETS	SHEET NO.
57	D7 PATCHING 2022-3	COLES	5	5
ILLINOIS FED. AID PROJECT			CONTRACT NO. 74A78	