

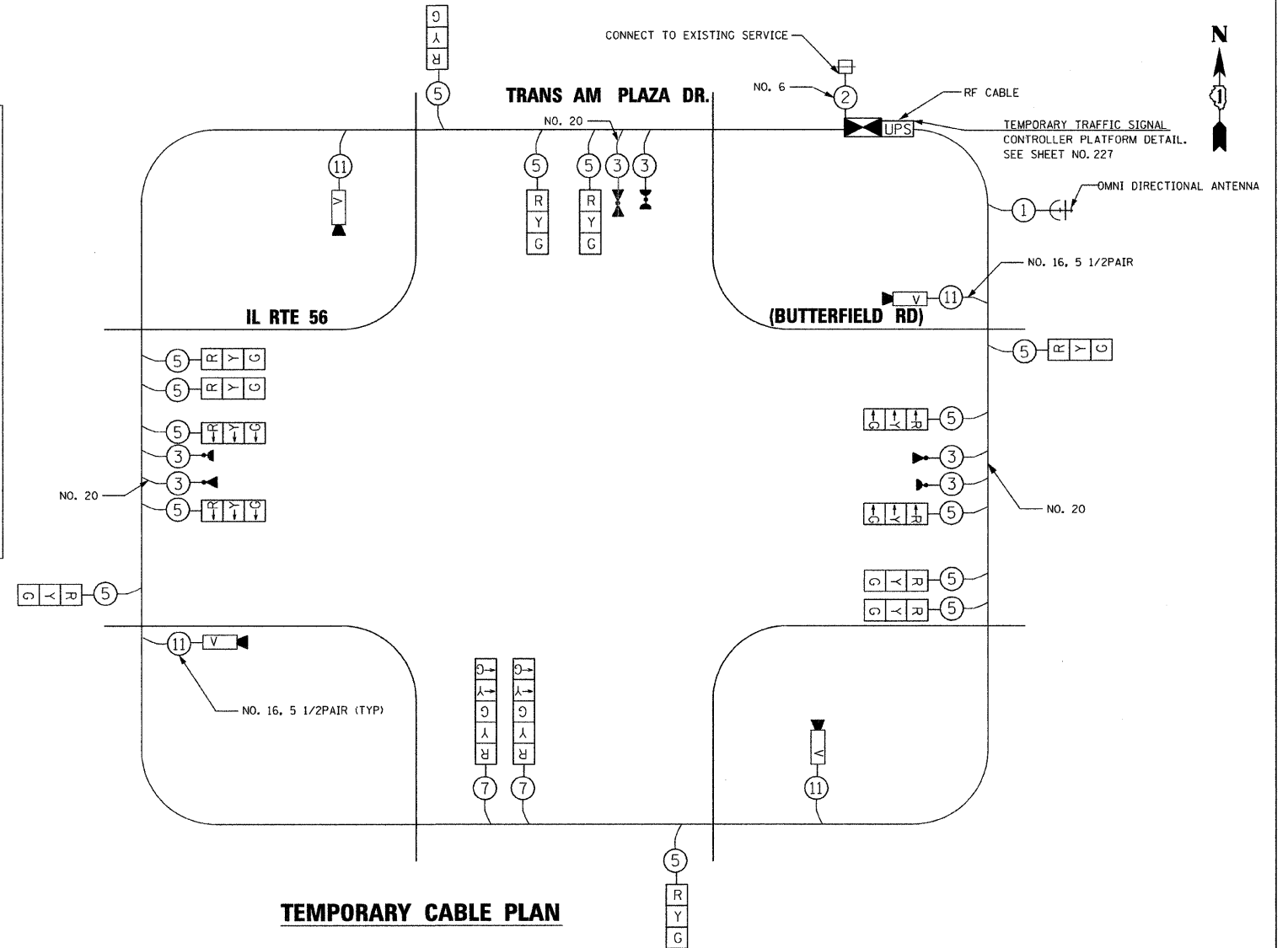
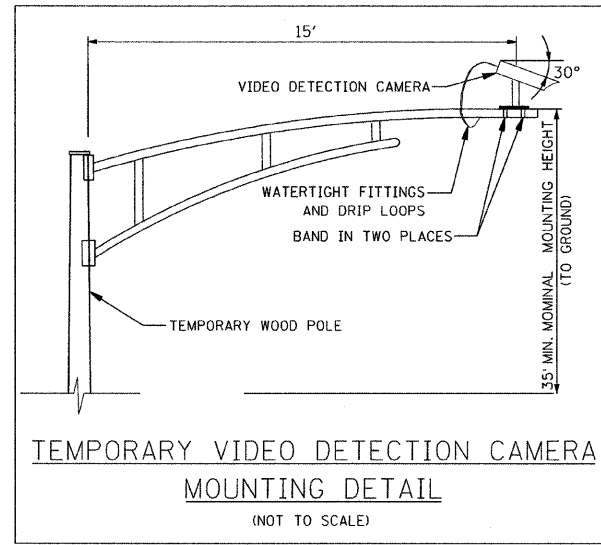
**TEMPORARY CABLE DIAGRAM LEGEND**

- R TEMPORARY TRAFFIC SIGNAL SECTION OR PEDESTRIAN SIGNAL SECTION 12" (300mm)
- ⊠ TEMPORARY CONTROLLER CABINET
- 2 INDICATES NUMBER OF CONDUCTORS IN CABLE. ALL CONDUCTORS TO BE NUMBER 14 AWG WIRE UNLESS OTHERWISE NOTED.
- ⊞ TEMPORARY SERVICE INSTALLATION
- ▶ EMERGENCY VEHICLE LIGHT DETECTOR
- ◀ CONFIRMATION BEACON
- PEDESTRIAN PUSHBUTTON DETECTOR
- VEHICLE DETECTOR, INDUCTION LOOP
- V VIDEO VEHICLE DETECTION CAMERA
- C CLOSED CIRCUIT TV
- T TELEPHONE CONNECTION
- ⊕ TEMPORARY RADIO INTERCONNECT
- UPS UNINTERRUPTIBLE POWER SUPPLY

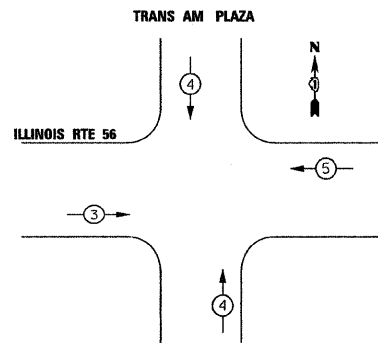
**NOTES**

1. ONLY AN APPROVED IDOT ELECTRICAL SUBCONTRACTOR WILL BE PERMITTED TO INSTALL AND ADJUST VIDEO VEHICLE DETECTION SYSTEM AS REQUIRED BY STAGE/PHASE CHANGES.
2. FOR TEMPORARY TRAFFIC SIGNAL CONTROLLER PLATFORM DETAIL. SEE SHEET NO. 227

THE TRAFFIC SIGNAL CONTROL EQUIPMENT FOR THIS TEMPORARY SIGNAL SHALL BE "ECONOLITE" TO MATCH THE EXISTING ADJACENT SYSTEM.



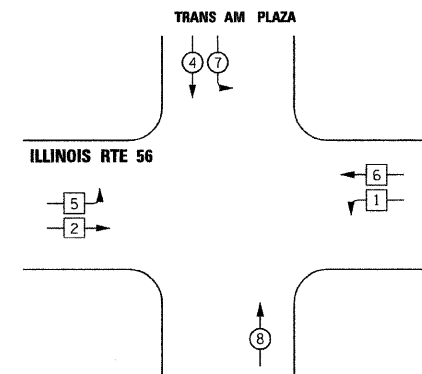
**EMERGENCY VEHICLE PREEMPTION SEQUENCE**



PROPOSED  
EMERGENCY VEHICLE PREEMPTORS

EMERGENCY VEHICLE PREEMPTOR	3	4	5
MOVEMENT	↔	↑↓	↔

**TEMPORARY CONTROLLER SEQUENCE**



**LEGEND**

- ◻ SINGLE ENTRY PHASE
- ◻ DUAL ENTRY PHASE
- OL OVERLAP
- ◻ PEDESTRIAN PHASE
- NUMBER REFERS TO ASSOCIATED PHASE

FILE NAME = P:\2007\ME07081\22nd.Street\Cadd\Shets\160D12-SHT-TTS00-TransAm-03.dgn  
 PLOT SCALE = 28.0000 / IN.  
 USER NAME = Millennia Engineering

I.D.O.T TRAFFIC SIGNAL INSTALLATION ELECTRICAL SERVICE REQUIREMENTS					TOTAL WATTAGE
TYPE	NO. OF LAMPS	WATTAGE INCAND.	L.E.D.	OPERATION	
SIGNAL (RED)	16	135	17	0.50	136
(YELLOW)	16	135	25	0.25	100
(GREEN)	16	135	15	0.25	60
ARROW	4	135	12	0.10	4.8
PED. SIGNAL		90	25	1.00	
CONTROLLER	1	100	100	1.00	100
ILLUM. SIGN		84		0.05	
TOTAL					460.8
ILLINOIS DEPARTMENT OF TRANSPORTATION DIVISION OF HIGHWAY/DISTRICT 1 201 CENTER CT/SCHAUMBURG, IL 60196-1096 ENERGY SUPPLY - CONTACT: DEB RANKIN PHONE: 630-691-4379 COMPANY: COMMONWEALTH EDISON					



DESIGNED - TVN	REVISED -
DRAWN - TVN	REVISED -
CHECKED - RPD	REVISED -
DATE - 10/05/2009	REVISED -

**STATE OF ILLINOIS  
DEPARTMENT OF TRANSPORTATION**

**ILLINOIS ROUTE 56 AT TRANS AM PLAZA DR  
TEMPORARY TRAFFIC SIGNAL CABLE PLAN, AND  
PHASE DESIGNATION DIAGRAM**

SCALE: N/A SHEET NO. 193 OF 362 SHEETS STA. TO STA.

F.A.U. RTE. 1453	SECTION 55WRS	COUNTY	TOTAL SHEETS 362	SHEET NO. 193
FED. ROAD DIST. NO. 7 ILLINOIS FED. AID PROJECT			CONTRACT NO. 60D12	

TTS03

P:\2007\ME07081\22nd.Street\Cadd\Shets\160D12-SHT-TTS00-TransAm-03.dgn