

LEGEND

- ① EXISTING HMA SURFACING, (±) 6"
- ② EXISTING PCC PAVEMENT, (±) 9"
- ③ EXISTING HMA BASE COURSE WIDENING, (±) 9"
- ④ EXISTING HMA SHOULDER, (±) 6"
- ⑤ EXISTING AGGREGATE SHOULDER
- ⑥ EXISTING SUB-BASE GRANULAR MATERIAL, TYPE B, 4"
- ⑦ EXISTING COMB. CONC. CURB & GUTTER, TYPE B-6.24
- ⑧ EXISTING COMB. CONC. CURB & GUTTER, TYPE B-6.12
- ⑨ PROPOSED COMB. CONC. C&G REMOVAL AND REPLACEMENT
- ⑩ PROPOSED HMA SURFACE REMOVAL, 2-1/4"
- ⑪ PROPOSED POLYMERIZED LEVELING BINDER (MM), IL-4.75, N50, 3/4"
- ⑫ PROPOSED HMA SURFACE COURSE, MIX "D", N70, 1-1/2"
- ⑬ PROPOSED AGGREGATE WEDGE SHOULDER, TYPE B
- ⑭ PROPOSED GRADING AND SHAPING OF SHOULDERS

NOTE:

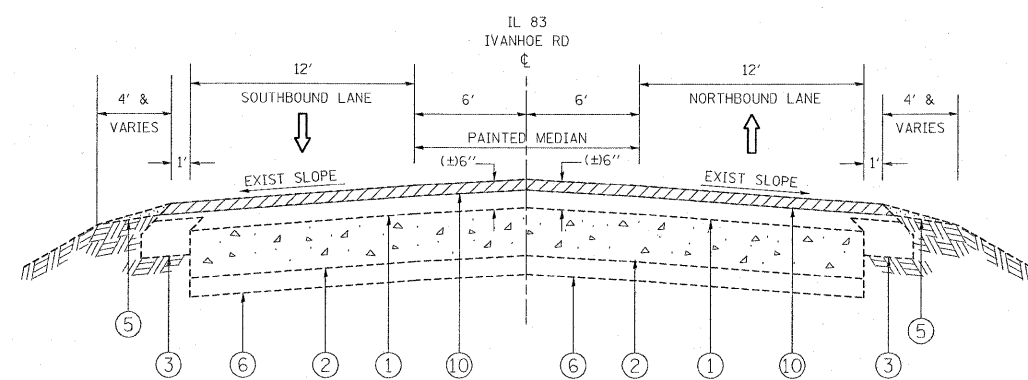
* LOCATIONS TO BE DETERMINED IN THE FIELD BY THE ENGINEER
 " THE CONTRACTOR SHALL MILL FIRST PRIOR TO PATCHING".

HOT-MIX ASPHALT MIXTURE REQUIREMENTS
 THE FOLLOWING MIXTURE REQUIREMENTS ARE APPLICABLE FOR THIS PROJECT

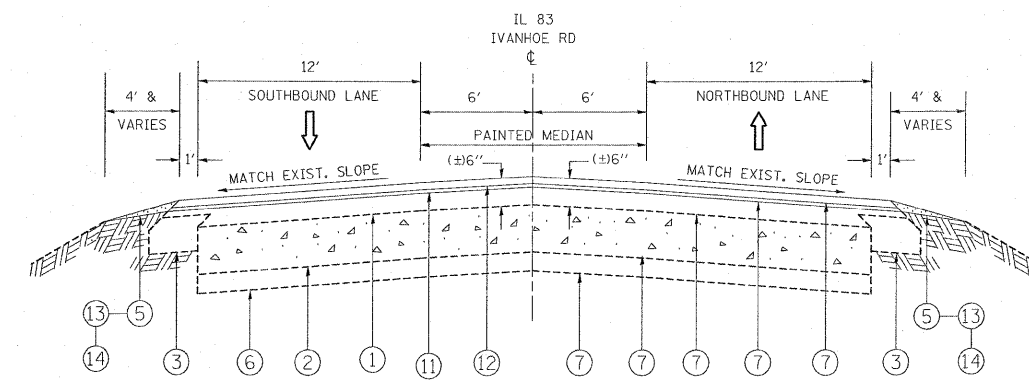
MIXTURE USE	AIR VOIDS (%) @ NDES
MAINLINE RESURFACING	
HMA SURFACE COURSE MIX "D", N50 (IL 9.5 mm), 1-1/2"	4% @ 70 Gyr.
POLY. LEVELING BINDER (MM) IL-4.75, N50, 3/4"	4% @ 50 Gyr.
PATCHING	
CLASS D PATCH (HMA BINDER IL-19 mm), 12-3/4"	4% @ 70 Gyr.
SHOULDER RESURFACING	
HMA SURFACE COURSE MIX "D", N50 (IL 9.5 mm), 1-1/2"	4% @ 70 Gyr.
POLY. LEVELING BINDER (MM) IL-4.75, N50, 3/4"	4% @ 50 Gyr.

NOTE:

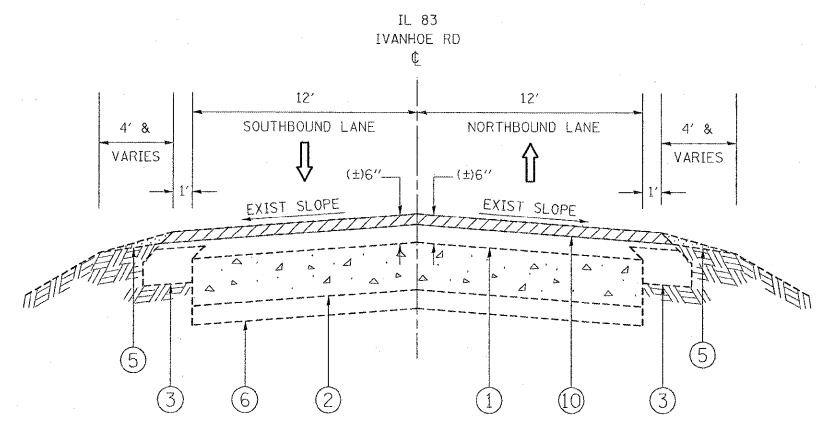
THE UNIT WEIGHT USED TO CALCULATE ALL HMA SURFACE MIXTURE QUANTITIES IS 112 POUNDS PER SQUARE YARD-INCH
 THE "AC TYPE" FOR POLYMERIZED HMA MIXES SHALL BE "SBS/SBR PG 70-22" AND FOR NON-POLYMERIZED HMA THE "AC TYPE" SHALL BE "PG 64-22" UNLESS MODIFIED BY DISTRICT ONE SPECIAL PROVISIONS.
 FOR "PERCENT RAP" SEE DISTRICT ONE SPECIAL PROVISIONS.



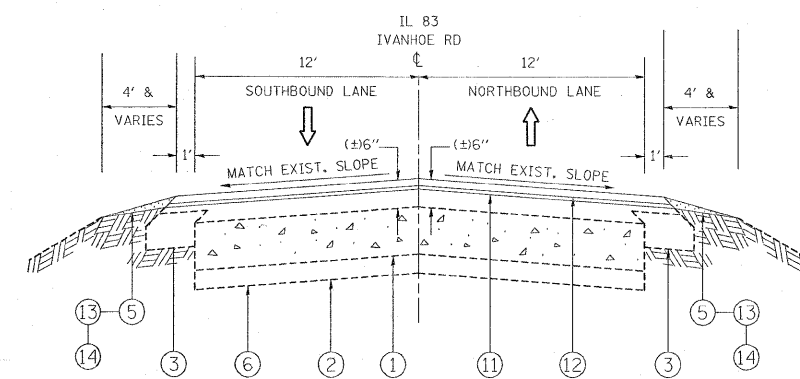
IL 83 (IVANHOE RD)
 EXISTING TYPICAL SECTION
 FIELDCREST DR. TO CHADWICK WAY
 CHADWICK WAY TO CREEKWOOD DR.
 CREEKWOOD TO STA. 71+35
 STA. 122+60 TO PETERSON RD.
 PETERSON RD. TO STA. 137+32
 STA. 146+52 TO STA. 157+47
 STA. 165+00 TO STA. 178+30



IL 83 (IVANHOE RD)
 EXISTING TYPICAL SECTION
 FIELDCREST DR. TO CHADWICK WAY
 CHADWICK WAY TO CREEKWOOD DR.
 CREEKWOOD TO STA. 71+35
 STA. 122+60 TO PETERSON RD.
 PETERSON RD. TO STA. 137+32
 STA. 146+52 TO STA. 157+47
 STA. 165+00 TO STA. 178+30



IL 83 (IVANHOE RD)
 EXISTING TYPICAL SECTION
 STA. 70+35 TO STA. 122+60
 STA. 137+32 TO STA. 146+52
 STA. 157+ 47 TO STA. 165+00
 STA. 178+ 30 TO STA. 228+13



IL 83 (IVANHOE RD)
 EXISTING TYPICAL SECTION
 STA. 71+35 TO STA. 122+60
 STA. 137+32 TO STA. 146+52
 STA. 157+ 47 TO STA. 165+00
 STA. 178+ 30 TO STA. 228+13