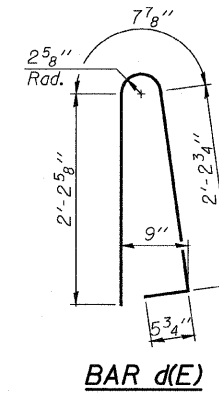
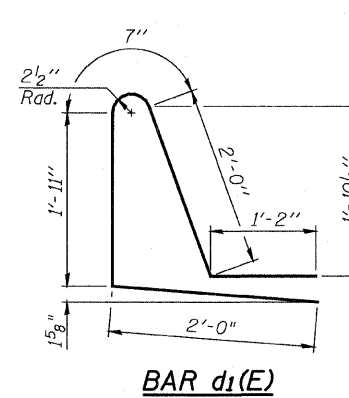
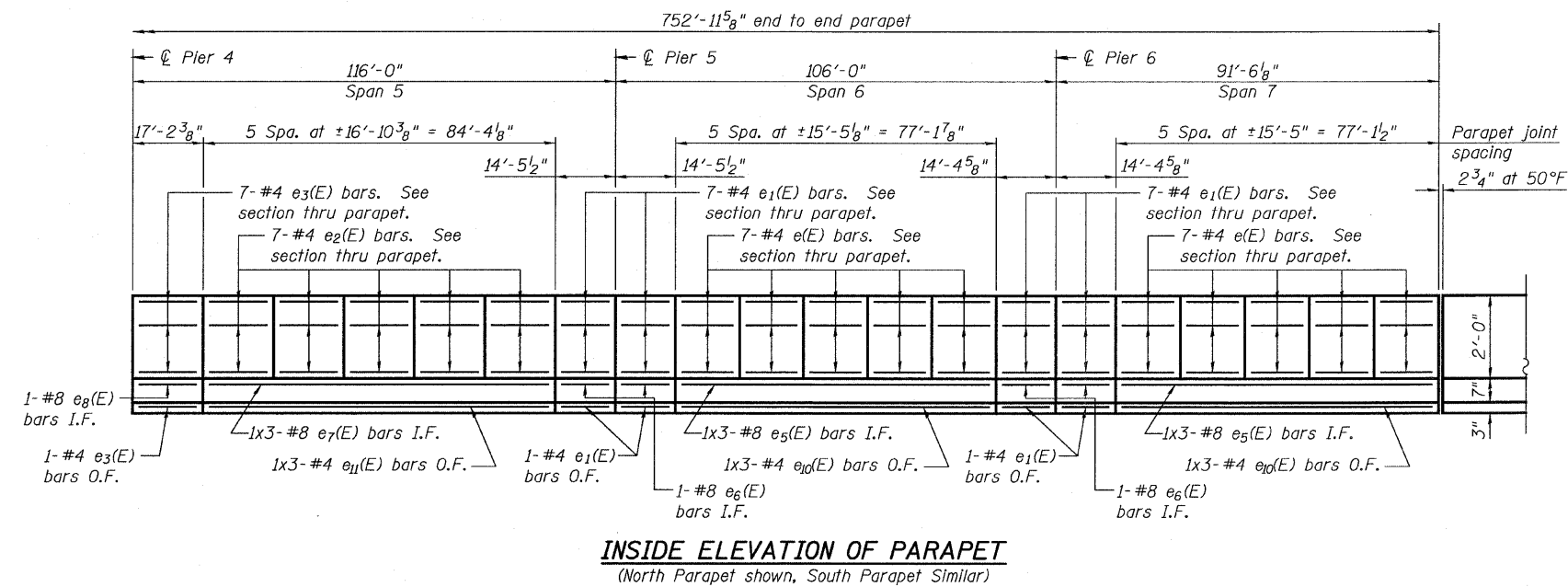
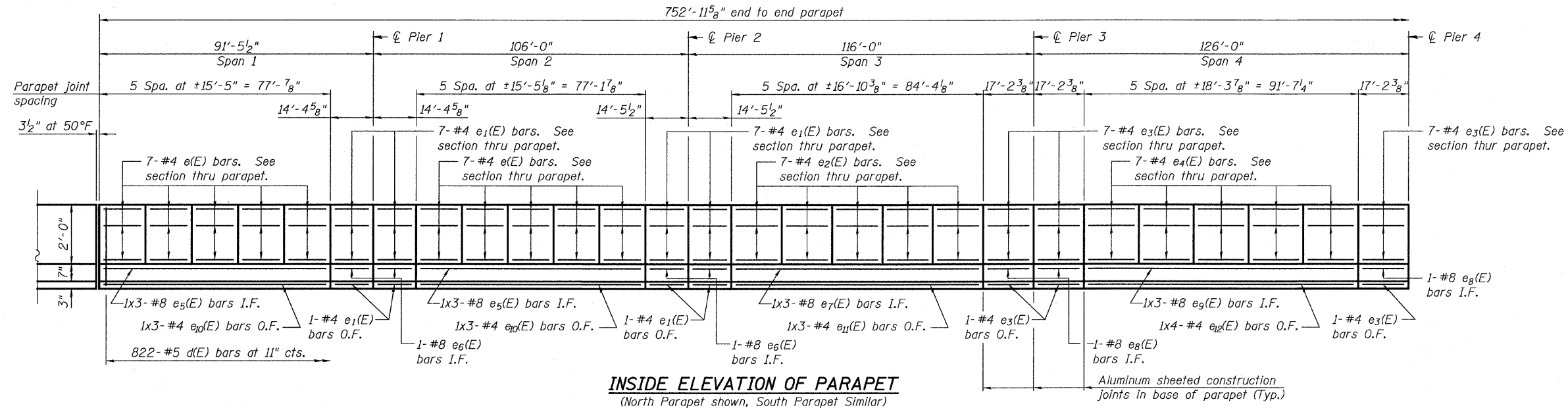


STATE OF ILLINOIS
DEPARTMENT OF TRANSPORTATION

ROUTE NO.	SECTION	COUNTY	TOTAL SHEETS	SHEET NO.
FAP 301	177-2	STEPHENSON	386	155
FED. ROAD DIST. NO. 7	ILLINOIS	FED. AID PROJECT-		

Contract No. 64799

SHEET NO. 15
47 SHEETS



**SUPERSTRUCTURE
BILL OF MATERIAL**

Bar	No.	Size	Length	Shape
a(E)	1,507	#5	42'-7"	
a1(E)	1,064	#5	42'-7"	
a2(E)	1,508	#6	6'-0"	
a3(E)	4	#5	46'-6"	
a4(E)	32	#5	1'-6"	
b(E)	1,269	#5	30'-0"	
b1(E)	264	#6	19'-9"	
b2(E)	264	#6	19'-11"	
b3(E)	264	#6	23'-4"	
b4(E)	1,080	#5	27'-3"	
d(E)	1,644	#5	5'-7"	
d1(E)	1,644	#5	7'-8"	
e(E)	280	#4	15'-2"	
e1(E)	128	#4	14'-2"	
e2(E)	140	#4	16'-7"	
e3(E)	64	#4	16'-11"	
e4(E)	70	#4	18'-1"	
e5(E)	24	#8	28'-0"	
e6(E)	16	#8	14'-2"	
e7(E)	12	#8	30'-5"	
e8(E)	8	#8	16'-11"	
e9(E)	6	#8	32'-10"	
e10(E)	24	#4	26'-7"	
e11(E)	12	#4	29'-0"	
e12(E)	8	#4	23'-11"	
Reinforcement Bars, Epoxy Coated	Pound		258,350	
Concrete Superstructure	Cu. Yds.		962.7	
Floor Drains	Each		38	
Bridge Deck Grooving	Sq. Yd.		3,178	
Protective Coat	Sq. Yd.		3,995	

MINIMUM BAR LAP

(Parapet)
#4 bar = 1'-4"
#5 bar = 2'-2"
#8 bar = 3'-5"

Notes:

- Bars indicated thus 1x3-#4 ect. indicate 1 line of bars with 3 lengths per line.
- See Sheet No. 14 for Section Thru Parapet & Parapet Joint Details.
- Work this sheet with Sheet Nos. 11, 12, 13, & 14.
- I.F. denotes "Inside Face".
- O.F. denotes "Outside Face".
- E.F. denotes "Each Face".

DESIGNED	S.CHELBIAN
CHECKED	J.BRISBOIS
DRAWN	S.CHELBIAN
CHECKED	J.GRAINAWI



SUPERSTRUCTURE DETAILS II
F.A.P. ROUTE 301 SECTION 177-2B-1
STEPHENSON COUNTY
STATION 540+65.71
STRUCTURE NO. 089-0082

T:\168144\Struct\Cadd\Prefinal\US20 Bridge 089-0082 (Pecatonica River Bridge)\000000-64799-000-000-015.dgn 25-JAN-2010 13:47