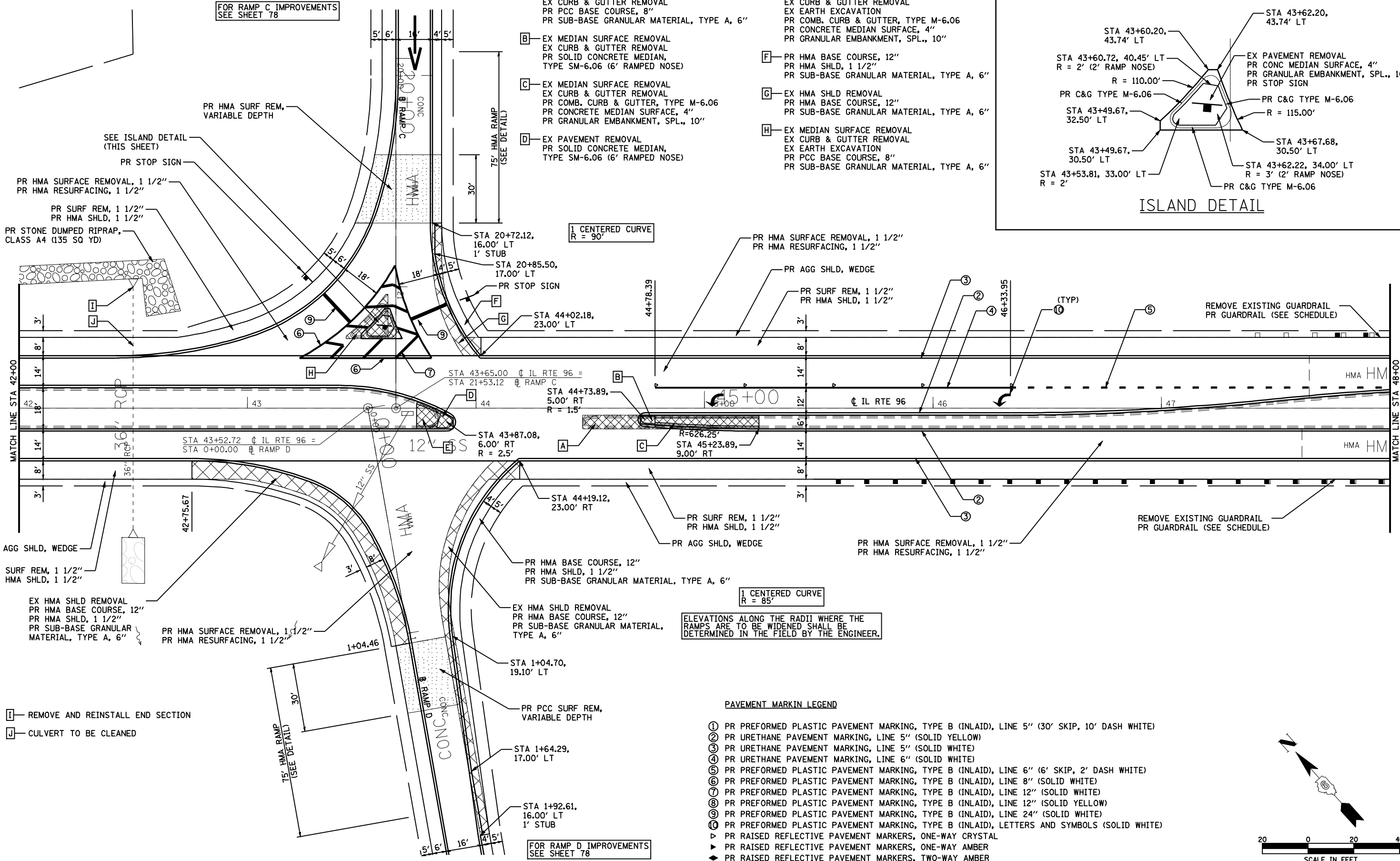
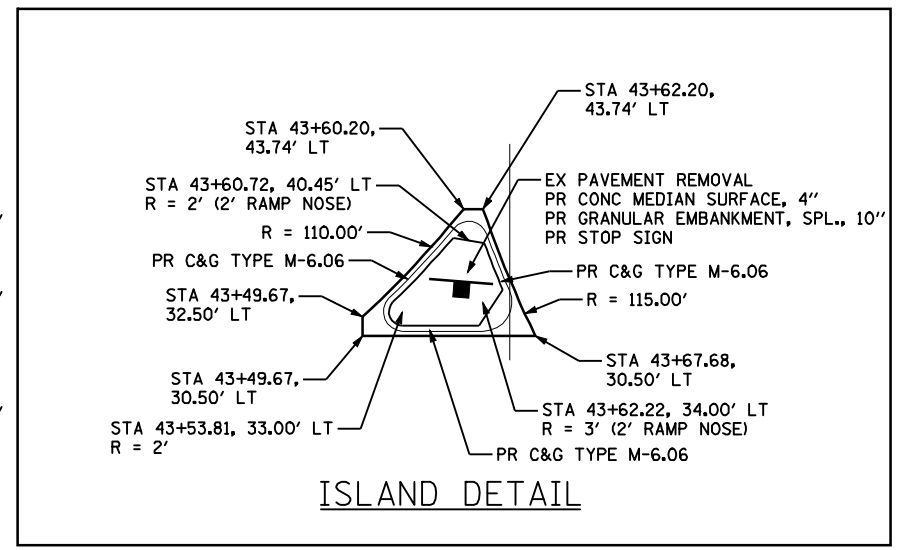


FOR RAMP C IMPROVEMENTS  
SEE SHEET 78

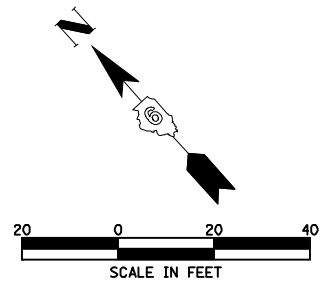
- A- EX MEDIAN SURFACE REMOVAL  
EX CURB & GUTTER REMOVAL  
PR PCC BASE COURSE, 8"  
PR SUB-BASE GRANULAR MATERIAL, TYPE A, 6"
- B- EX MEDIAN SURFACE REMOVAL  
EX CURB & GUTTER REMOVAL  
PR SOLID CONCRETE MEDIAN,  
TYPE SM-6.06 (6' RAMPED NOSE)
- C- EX MEDIAN SURFACE REMOVAL  
EX CURB & GUTTER REMOVAL  
PR COMB. CURB & GUTTER, TYPE M-6.06  
PR CONCRETE MEDIAN SURFACE, 4"  
PR GRANULAR EMBANKMENT, SPL., 10"
- D- EX PAVEMENT REMOVAL  
PR SOLID CONCRETE MEDIAN,  
TYPE SM-6.06 (6' RAMPED NOSE)
- E- EX MEDIAN SURFACE REMOVAL  
EX CURB & GUTTER REMOVAL  
EX EARTH EXCAVATION  
PR COMB. CURB & GUTTER, TYPE M-6.06  
PR CONCRETE MEDIAN SURFACE, 4"  
PR GRANULAR EMBANKMENT, SPL., 10"
- F- PR HMA BASE COURSE, 12"  
PR HMA SHLD, 1 1/2"  
PR SUB-BASE GRANULAR MATERIAL, TYPE A, 6"
- G- EX HMA SHLD REMOVAL  
PR HMA BASE COURSE, 12"  
PR SUB-BASE GRANULAR MATERIAL, TYPE A, 6"
- H- EX MEDIAN SURFACE REMOVAL  
EX CURB & GUTTER REMOVAL  
EX EARTH EXCAVATION  
PR PCC BASE COURSE, 8"  
PR SUB-BASE GRANULAR MATERIAL, TYPE A, 6"



ELEVATIONS ALONG THE RADII WHERE THE  
RAMPS ARE TO BE WIDENED SHALL BE  
DETERMINED IN THE FIELD BY THE ENGINEER.

PAVEMENT MARKIN LEGEND

- ① PR PREFORMED PLASTIC PAVEMENT MARKING, TYPE B (INLAID), LINE 5" (30' SKIP, 10' DASH WHITE)
- ② PR URETHANE PAVEMENT MARKING, LINE 5" (SOLID YELLOW)
- ③ PR URETHANE PAVEMENT MARKING, LINE 5" (SOLID WHITE)
- ④ PR URETHANE PAVEMENT MARKING, LINE 6" (SOLID WHITE)
- ⑤ PR PREFORMED PLASTIC PAVEMENT MARKING, TYPE B (INLAID), LINE 6" (6' SKIP, 2' DASH WHITE)
- ⑥ PR PREFORMED PLASTIC PAVEMENT MARKING, TYPE B (INLAID), LINE 8" (SOLID WHITE)
- ⑦ PR PREFORMED PLASTIC PAVEMENT MARKING, TYPE B (INLAID), LINE 12" (SOLID WHITE)
- ⑧ PR PREFORMED PLASTIC PAVEMENT MARKING, TYPE B (INLAID), LINE 12" (SOLID YELLOW)
- ⑨ PR PREFORMED PLASTIC PAVEMENT MARKING, TYPE B (INLAID), LINE 24" (SOLID WHITE)
- ⑩ PR PREFORMED PLASTIC PAVEMENT MARKING, TYPE B (INLAID), LETTERS AND SYMBOLS (SOLID WHITE)
- ▽ PR RAISED REFLECTIVE PAVEMENT MARKERS, ONE-WAY CRYSTAL
- ▶ PR RAISED REFLECTIVE PAVEMENT MARKERS, ONE-WAY AMBER
- ◆ PR RAISED REFLECTIVE PAVEMENT MARKERS, TWO-WAY AMBER



- I- REMOVE AND REINSTALL END SECTION
- J- CULVERT TO BE CLEANED

FOR RAMP D IMPROVEMENTS  
SEE SHEET 78

FILE NAME =	USER NAME = laughlinr1	DESIGNED -	REVISED -	<b>STATE OF ILLINOIS DEPARTMENT OF TRANSPORTATION</b>	<b>IL RTE 96 PLAN</b>	F.A.I. RTE.	SECTION	COUNTY	TOTAL SHEETS	SHEET NO.
es:\pwork\p\WIDOT\LAUGHLINRL\0182983\088_Plan_IL96.dgn		DRAWN -	REVISED -			172	1-(1,2,3,4,5)RS	ADAMS	165	88
PLOT SCALE = 40.0000' / IN.		CHECKED -	REVISED -			CONTRACT NO. 72A09				
PLOT DATE = Feb-01-2010 09:37:11AM		DATE -	REVISED -			FED. ROAD DIST. NO.	ILLINOIS FED. AID PROJECT			
				SCALE: 1"=20'	SHEET NO. 50 OF 52 SHEETS	STA. 42+00	TO STA. 48+00			