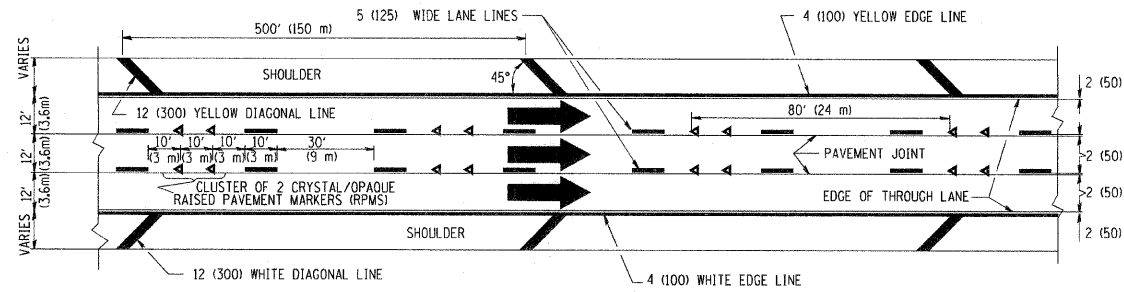
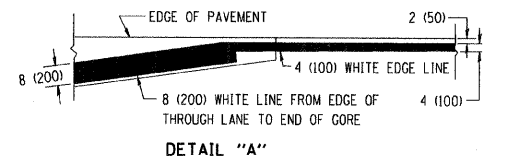


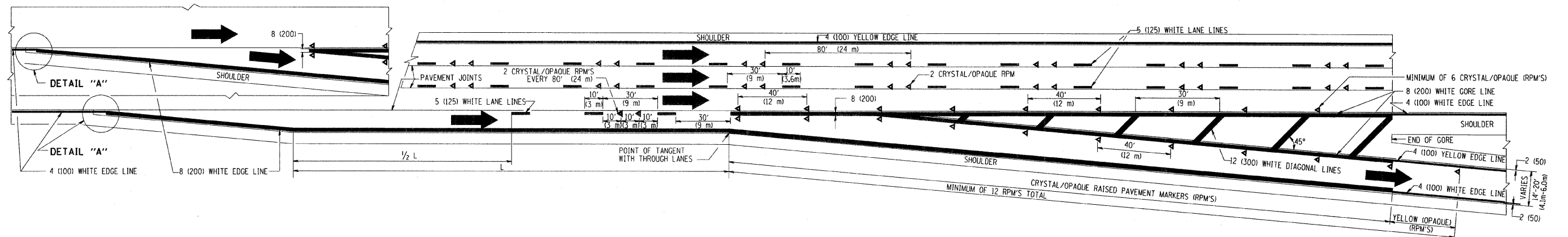
THE DIAGONAL LINES SHALL BE SPACED AT 40' (12 m) C-C ACROSS ALL STRUCTURES WHICH ARE 500' (150 m) OR LESS IN LENGTH  
 THE DIAGONAL LINES ARE NOT REQUIRED ON SHOULDERS WHICH ARE 6' (1.8 m) OR LESS IN WIDTH



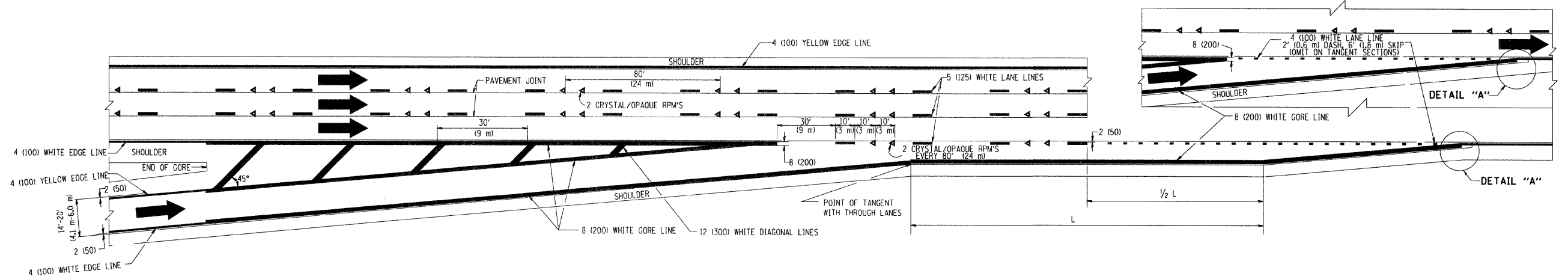
- NOTES:
1. THERMO PLASTIC PAVEMENT MARKING LINE SHALL BE USED FOR THE EDGE LINES, GORE LINES, AND DIAGONAL LINES ON BITUMINOUS PAVEMENT ONLY.
  2. PREFORMED PLASTIC TYPE B PAVEMENT MARKING LINE SHALL BE USED FOR ALL LANE LINES ON BITUMINOUS PAVEMENT
  3. POLYUREA PAVEMENT MARKING SHALL BE USED FOR ALL MARKINGS ON PCC



TYPICAL EDGE LINES & LANE LINES



TYPICAL EXIT RAMP PAVEMENT MARKINGS



TYPICAL ENTRANCE RAMP PAVEMENT MARKINGS

FILE NAME = W:\diststd\22x34\1c12.dgn	USER NAME = gaglioni	DESIGNED - D.W.S.	REVISED - A.H. 03-96	<b>STATE OF ILLINOIS DEPARTMENT OF TRANSPORTATION</b>	<b>MULTI-LANE FREEWAY PAVEMENT MARKING DETAILS</b>			F.A.P. RTE. 541	SECTION (X-R & T-13-A) RS-1	COUNTY LAKE	TOTAL SHEETS 29	SHEET NO. 23
PLOT SCALE = 50,000' / IN.	CHECKED - J.A.F. 02-06	REVISOR - D.W.S. 07-96	REVISOR - J.A.F. 02-06		SCALE: NONE	SHEET NO. 1 OF 2 SHEETS	STA.	TO STA.	<b>TC-12</b>		CONTRACT NO. 60G78	
PLOT DATE = 1/4/2008	DATE - 01-90	REVISOR - S.P.B. 01-07	REVISOR - S.P.B. 01-07		FED. ROAD DIST. NO. 1 ILLINOIS FED. AID PROJECT							