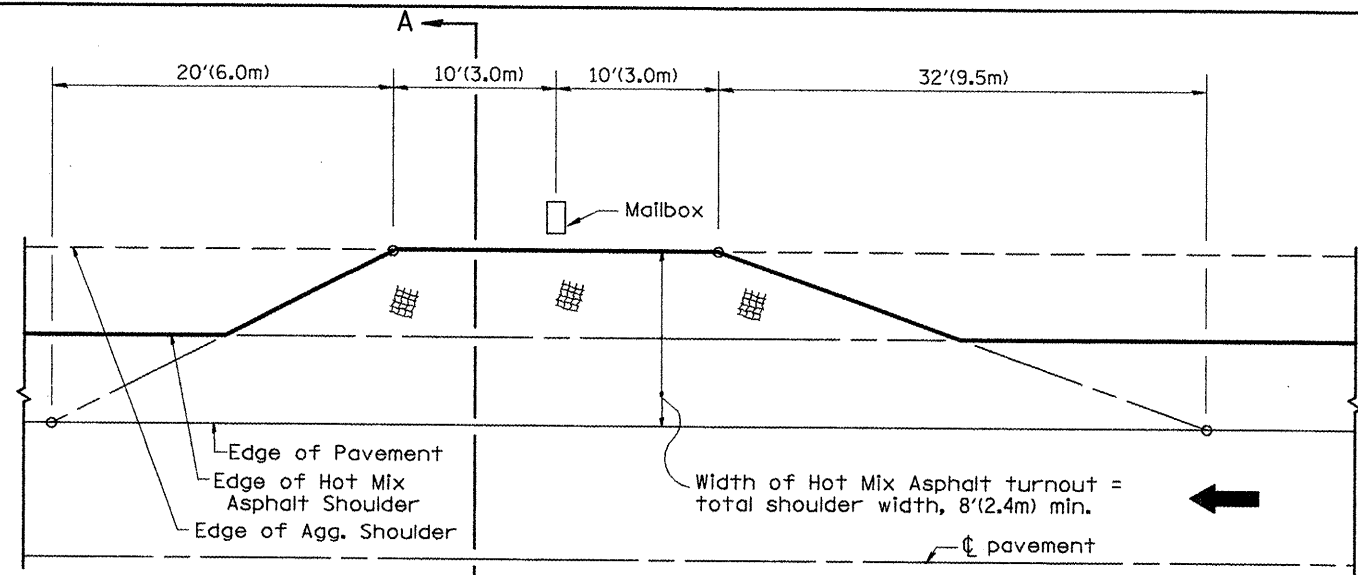
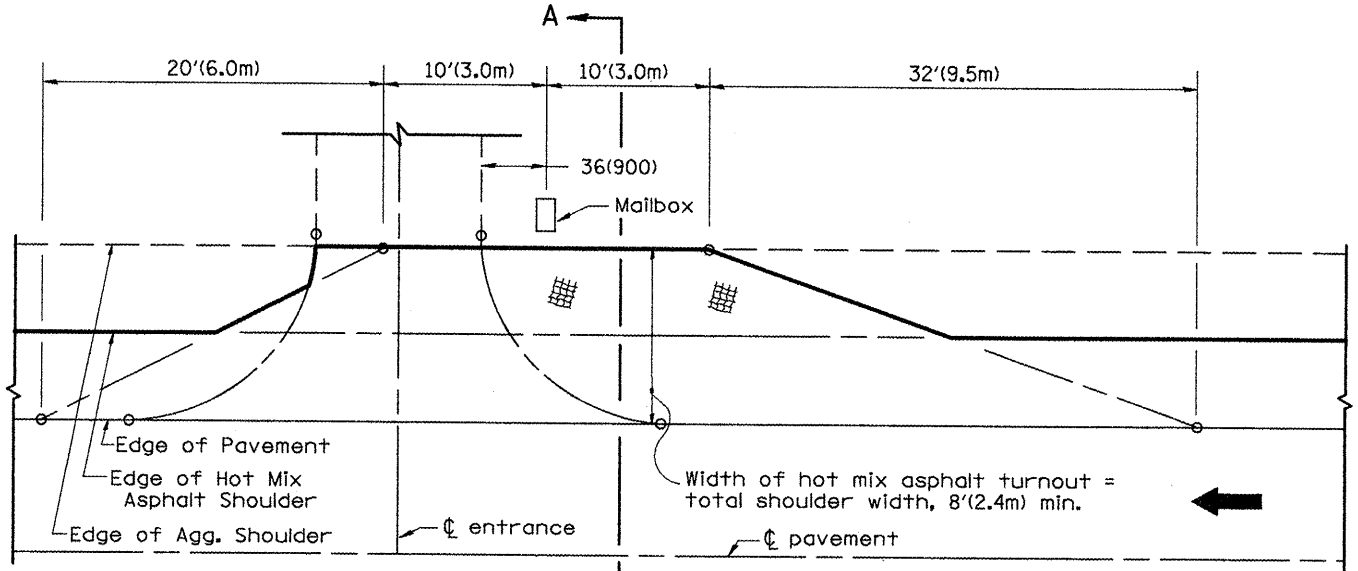


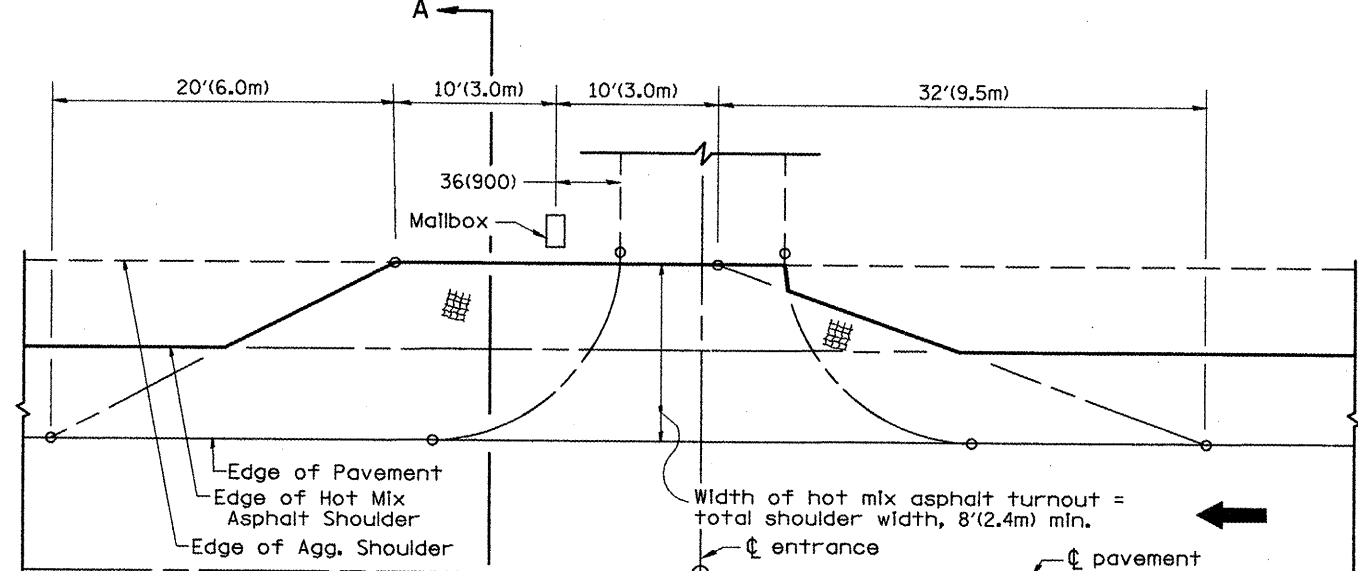
DESIGNER NOTES:
 1. THIS DRAWING REPLACES STATE STANDARD 406201
 2. DESIGNER SHOULD CONSULT CHAPTER 49 OF THE BDE MANUAL



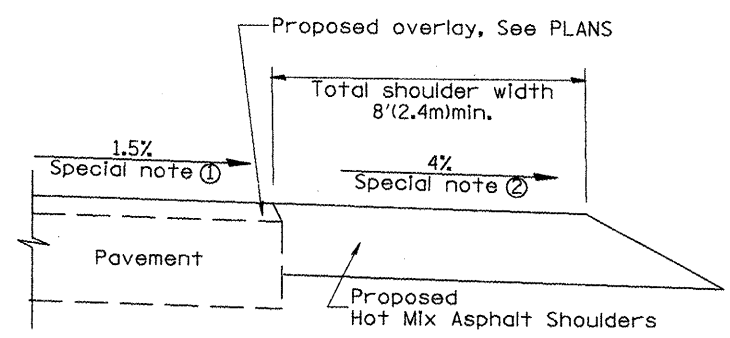
METHOD "T"
Typical Application



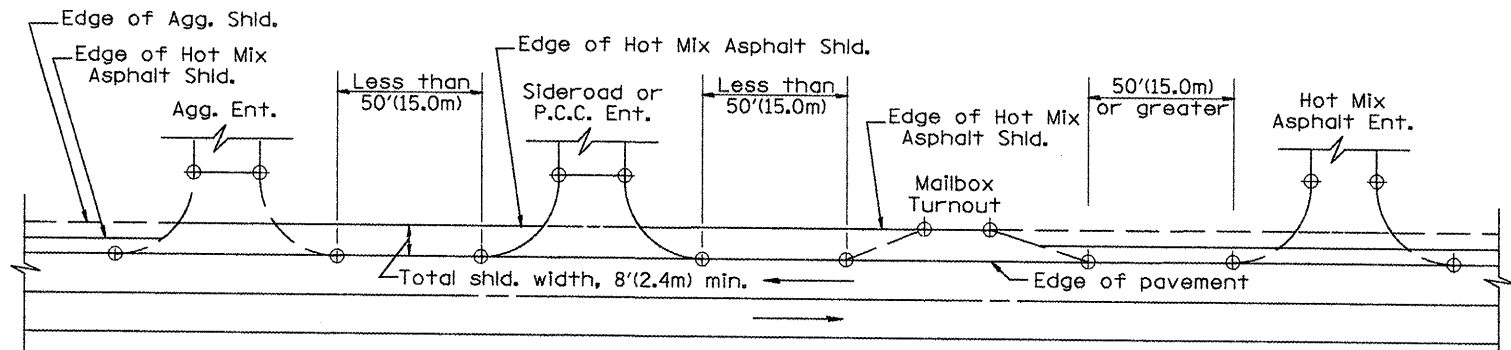
METHOD "N"
Mailbox on near side of entrance



METHOD "F"
Mailbox on far side of entrance



SECTION A-A



DETAIL A
SHOULDER TREATMENT FOR CLOSELY SPACED SIDEROADS,
ENTRANCES, AND/OR MAILBOX TURNOUTS

GENERAL NOTES

- Mailbox turnouts shall slope away from the pavement edge at a rate equal to the shoulder slope. See SECTION A-A.
- The total shoulder width, 8'(2.4m) minimum, shall be paved between sideroads entrances and/or mailbox turnouts at locations where the distance between radius or taper control points is less than 50'(15.0m). See DETAIL A.
- Mailboxes shall be mounted such that the face of the mailbox is 6(150) to 12(300) and the post a minimum of 24(600) from the edge of the turnout surfacing.

SPECIAL NOTES

- The mainline pavement cross-slope is 1.5% for tangent alignment. See PLANS for cross-slope on superelevated horizontal curves.
- The shoulder slope shall control the turnout slope. The standard cross-slope is 4% for tangent alignment. Through superelevated curves, the maximum pavement-shoulder breakover should not be greater than 10% for shoulders 6'(1.8m) and wider and 12% for shoulders 4'(1.2m) and less. Where 12(300) paved shoulders are provided, the breakover should be at the edge of the paved shoulder rather than at the pavement edge.

All dimensions are in Inches (millimeters) unless otherwise noted.

01-01-97	RENUM. C-90.01, NEW REVISION BOX	T.P.
07-01-97	REVISE DESIGNER NOTES	J.A.
09-15-05	REVISED DESIGNER NOTE	M.M.A.
10-16-06	REVISED TO 2007 SPEC.	M.A.

STATE OF ILLINOIS
DEPARTMENT OF TRANSPORTATION

MAILBOX TURNOUTS FOR "3R" PROJECTS

F.A. RTE.	SECTION	COUNTY	TOTAL SHEETS	SHEET NO.
				54
CONTRACT NO.				
FED. ROAD DIST. NO. ILLINOIS FED. AID PROJECT				

NOT TO SCALE

CADD STD. 406201-D4