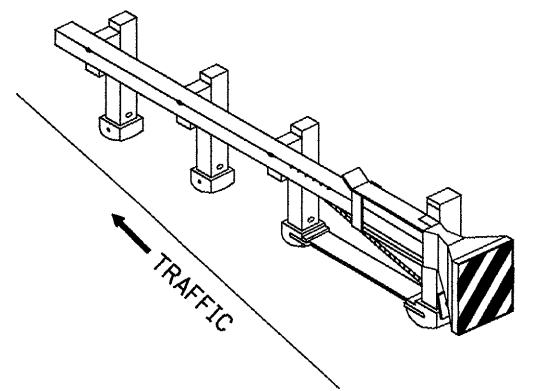
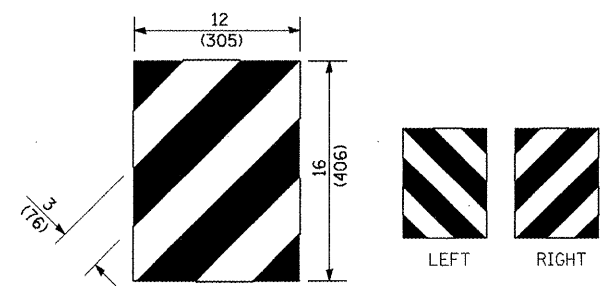


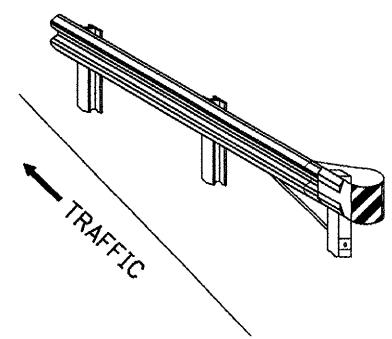
For Traffic Barrier Terminal Type 1 (Special)



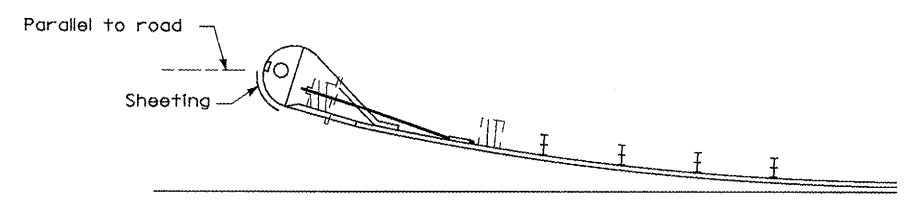
Standard Treatment - Direct Applied Sheeting  
Traffic Barrier Terminal Type 1 (Special)



For Traffic Barrier Terminal Type (\*)  
and Post Mount  
\* See Plans for Type



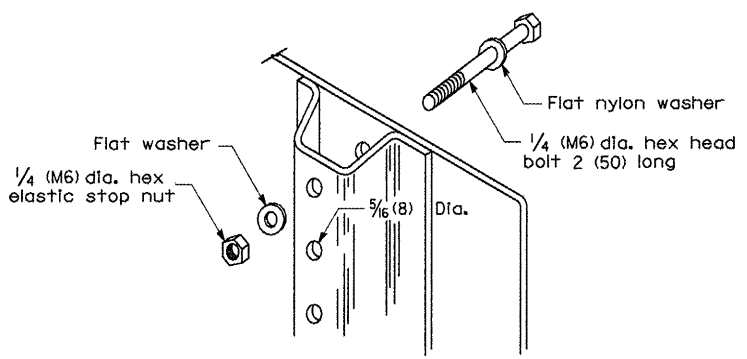
Standard Treatment - Direct Applied Sheeting  
Traffic Barrier Terminal Type (\*)  
\* See Plans for Type



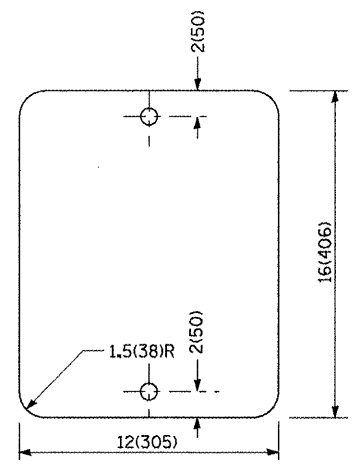
Sheeting Position for  
Traffic Barrier Terminal Type (\*)  
\* See Plans for Type

TERMINAL MARKER DETAILS

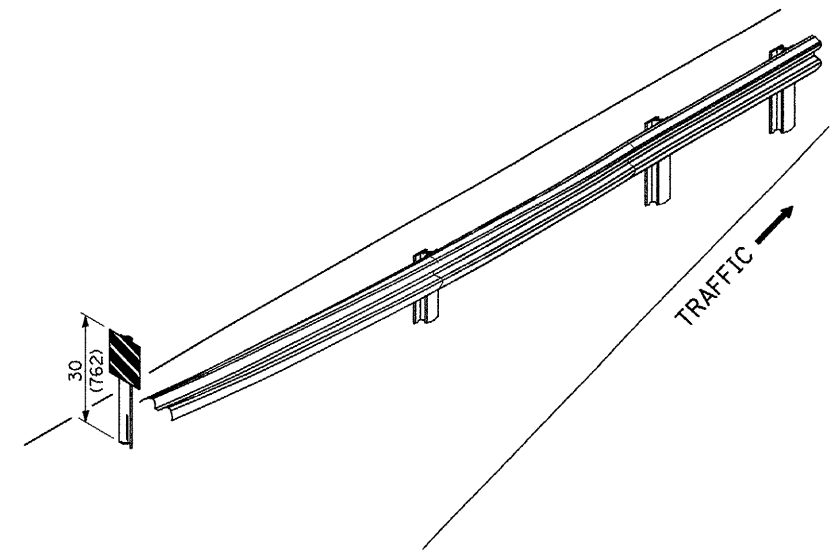
- Color: Black / Yellow reflectorized
- OM - I100 (L or R) Direct applied reflective sheeting
- OM - I200 (L or R) Post mounted



DETAIL OF MOUNTING TERMINAL MARKER TO POST



STANDARD TERMINAL MARKER



ALTERNATE TREATMENT - POST MOUNTED  
(For turned-down terminal where sheeting cannot be direct applied)

TERMINAL MARKER TREATMENTS

GENERAL NOTES

All dimensions are in inches (millimeters) unless otherwise noted.

POST MOUNTED TERMINAL MARKER ASSEMBLY

				<b>STATE OF ILLINOIS DEPARTMENT OF TRANSPORTATION</b>		<b>GUARDRAIL AND BARRIER WALL DELINEATION</b>		SHT. 2 OF 3 CADD STD. 635101-D4		CONTRACT NO. 68684	
F.A.P. RTE.	SECTION	COUNTY	TOTAL SHEETS	SHEET NO.		FED. ROAD DIST. NO.		ILLINOIS FED. AID PROJECT			
317	116 RS-3, 117 RS-4	PEORIA	54	51							