

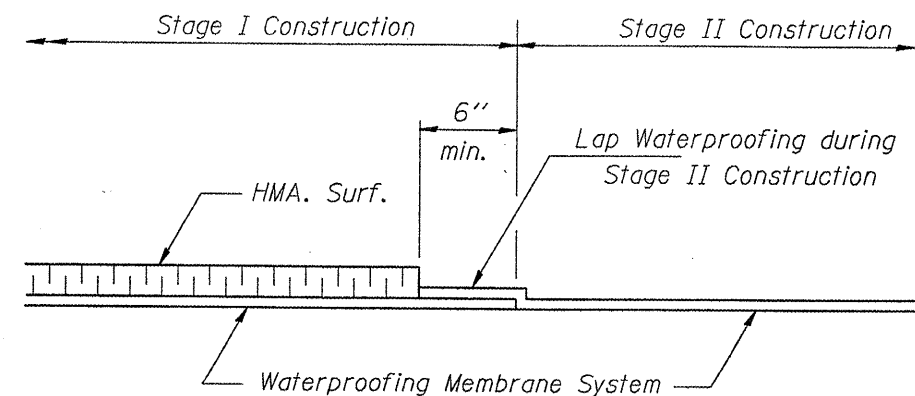
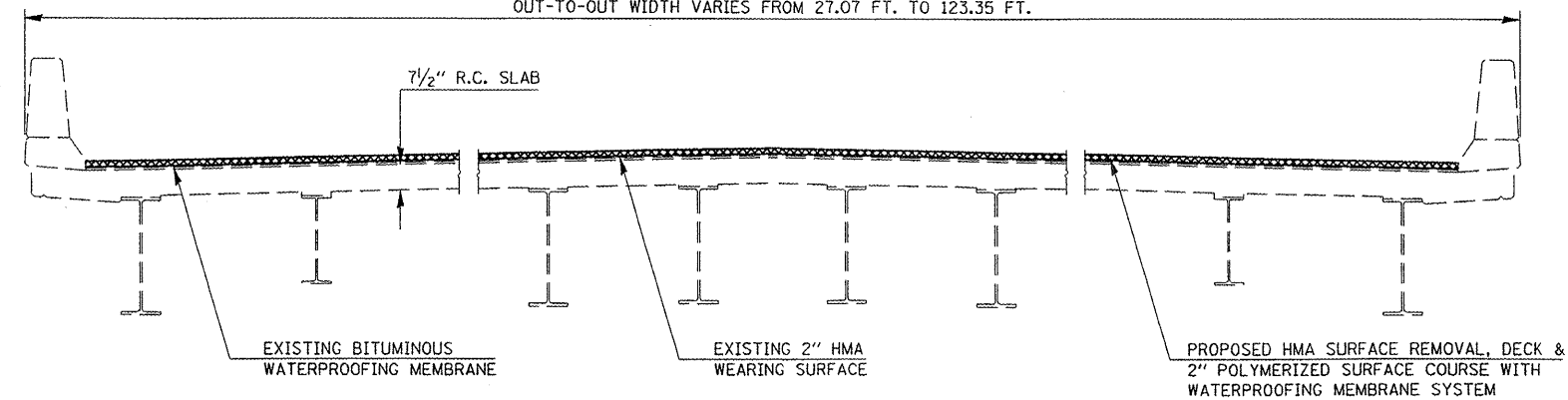
EXISTING STRUCTURE: S.N. 057-0194, STATION 153+26.36 CARRYING FAP 730 (US-51 BL) OVER PEDESTRIAN WALKWAYS, APPROXIMATELY 1.9 MILES SOUTH OF I-55. A SINGLE SPAN STEEL I-BEAM STRUCTURE ON THREE (3) R.C. RETAINING WALL ABUTMENTS. SPAN LENGTH VARIES FROM 71'-4" TO 26'-10".

IN 1994, A NEW 2" BITUMINOUS WEARING SURFACE WAS INLAYED OVER THE EXISTING WATERPROOFING MEMBRANE AS PART OF THE ADJACENT RESURFACING SECTION ON F.A.P. ROUTE 730.

GENERAL PLAN S.N. 057-0194

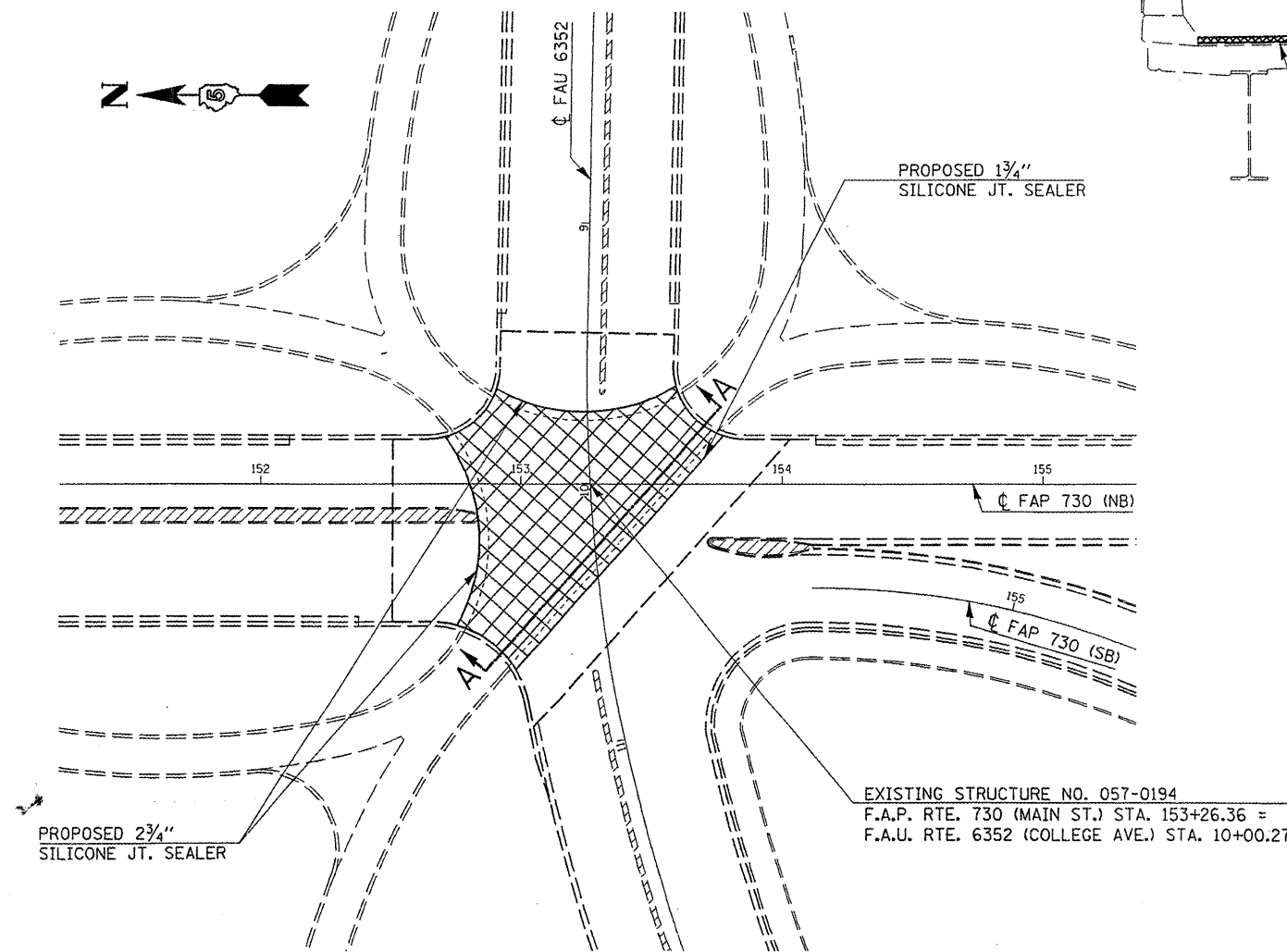
TYPICAL DECK CROSS SECTION (A-A)

OUT-TO-OUT WIDTH VARIES FROM 27.07 FT. TO 123.35 FT.



WATERPROOFING TREATMENT AT STAGE CONSTRUCTION

PLAN VIEW



EXISTING STRUCTURE NO. 057-0194
F.A.P. RTE. 730 (MAIN ST.) STA. 153+26.36 =
F.A.U. RTE. 6352 (COLLEGE AVE.) STA. 10+00.27

SCOPE OF WORK

- REMOVAL OF THE EXISTING HMA WEARING SURFACE AND WATERPROOFING MEMBRANE SYSTEM.
- PLACE PROPOSED 2" HMA WEARING SURFACE AND BITUMINOUS WATERPROOFING MEMBRANE SYSTEM.
- REPLACE EXISTING PREFORMED JOINT SEALER AT ABUTMENTS WITH SILICONE JOINT SEALER.

LEGEND

H.M.A. SURFACE REMOVAL, DECK & PROPOSED 2" HMA WEARING SURFACE & WATERPROOFING MEMBRANE SYSTEM

BILL OF MATERIALS

ITEM	UNITS	TOTAL
HMA SURFACE REMOVAL, DECK	SQ YD	669.3
WATERPROOFING MEMBRANE SYSTEM	SQ YD	669.3
POLYMERIZED HMA SURFACE COURSE, MIX D, N-90	TON	75.0
SILICONE JOINT SEALER, 1 3/4"	FOOT	121.0
SILICONE JOINT SEALER, 2 3/4 "	FOOT	154.0

GENERAL NOTES

PLAN DIMENSIONS AND DETAILS RELATIVE TO EXISTING PLANS ARE SUBJECT TO NOMINAL CONSTRUCTION VARIATIONS. THE CONTRACTOR SHALL FIELD VERIFY EXISTING DIMENSIONS AND DETAILS AFFECTING NEW CONSTRUCTION AND MAKE NECESSARY APPROVED ADJUSTMENTS PRIOR TO CONSTRUCTION OR ORDERING OF MATERIALS. SUCH VARIATIONS SHALL NOT BE CAUSE FOR ADDITIONAL COMPENSATION FOR A CHANGE IN THE SCOPE OF WORK, HOWEVER, THE CONTRACTOR WILL BE PAID FOR THE QUANTITY ACTUALLY FURNISHED AT THE CONTRACT UNIT PRICE BID FOR THE WORK.



Expires 11-30-2010

FILE NAME : c:\pwwork\pwwork\BOWERM\10128032\15U	USER NAME : bowerm	DESIGNED - GMS	REVISED -	STATE OF ILLINOIS DEPARTMENT OF TRANSPORTATION	GENERAL PLAN & STRUCTURE DETAIL EXISTING S.N. 057-0194	F.A.P. RTE. : 730	SECTION : (61.62Z.62R.62Z-1.3)RS-1.2.3	COUNTY : MCLEAN	TOTAL SHEETS : 89	SHEET NO. : 83	
	DESIGNED - GMS	REVISED -	SCALE :			SHEET NO. 1 OF 2 SHEETS	STA. :	TO STA. :	ILLINOIS FED. AID PROJECT		
	CHECKED -	REVISED -							CONTRACT NO. 70775		
	DATE -	REVISED -									