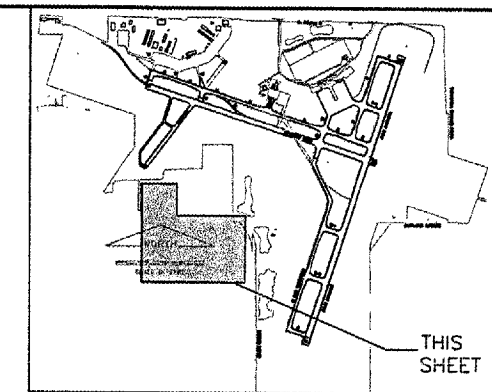
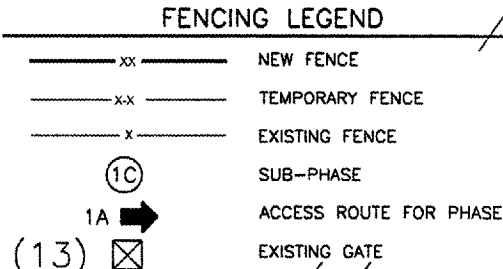


PHASE 1

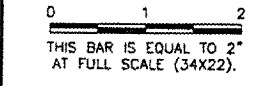


KEYMAP

K:\Bloomington\0708506\Draw\Sheets
FILE: D4_Phasing1A.dwg
UPDATE BY: Chris Groh
PLOT DATE: 4/14/2008 7:52 AM
Security-Bose
BASE_FENCE
KEYMAP

BL062

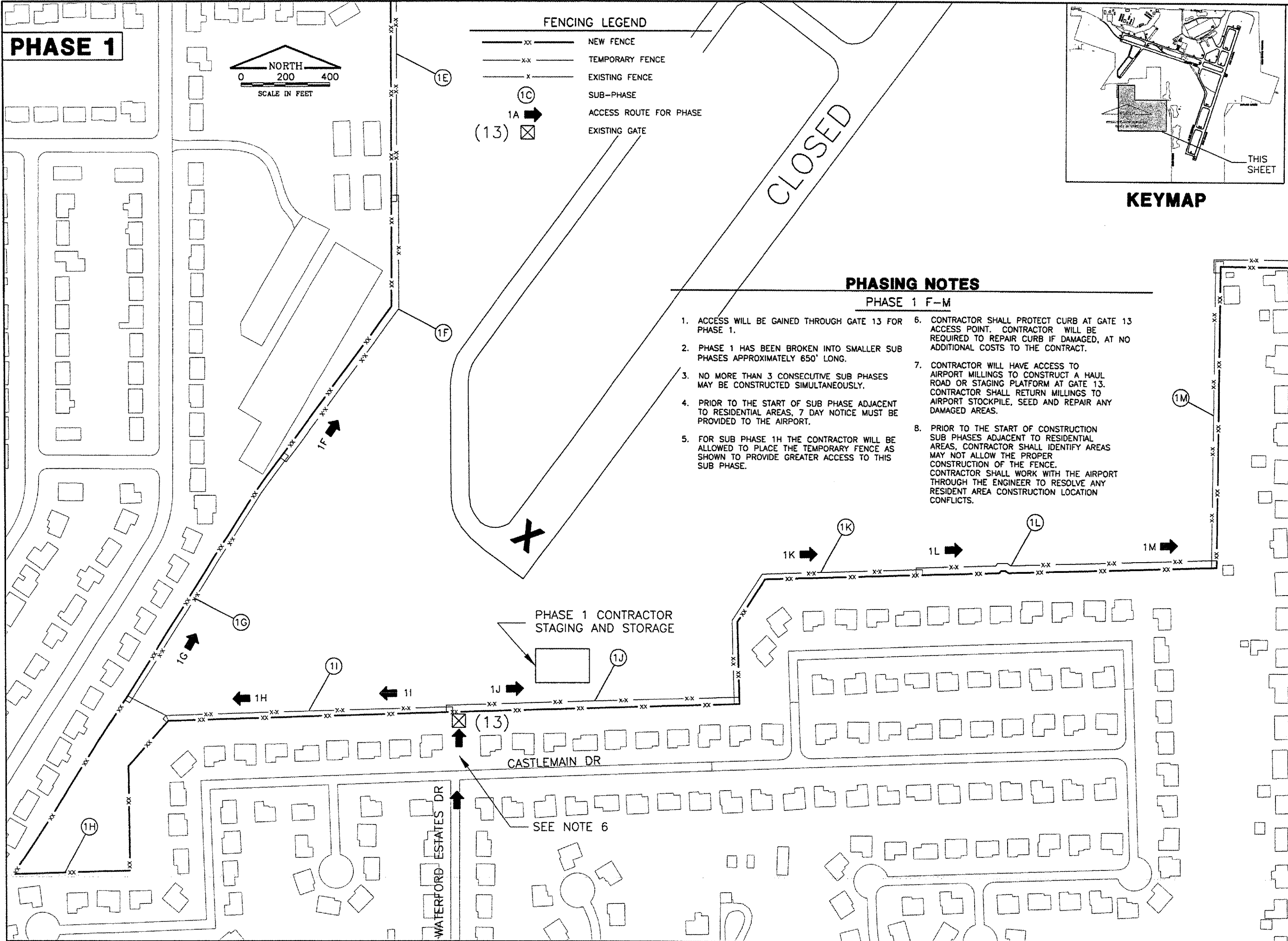
REVISIONS		
NUMBER	BY	DATE



PHASING NOTES

PHASE 1 F-M

- ACCESS WILL BE GAINED THROUGH GATE 13 FOR PHASE 1.
- PHASE 1 HAS BEEN BROKEN INTO SMALLER SUB PHASES APPROXIMATELY 650' LONG.
- NO MORE THAN 3 CONSECUTIVE SUB PHASES MAY BE CONSTRUCTED SIMULTANEOUSLY.
- PRIOR TO THE START OF SUB PHASE ADJACENT TO RESIDENTIAL AREAS, 7 DAY NOTICE MUST BE PROVIDED TO THE AIRPORT.
- FOR SUB PHASE 1H THE CONTRACTOR WILL BE ALLOWED TO PLACE THE TEMPORARY FENCE AS SHOWN TO PROVIDE GREATER ACCESS TO THIS SUB PHASE.
- CONTRACTOR SHALL PROTECT CURB AT GATE 13 ACCESS POINT. CONTRACTOR WILL BE REQUIRED TO REPAIR CURB IF DAMAGED, AT NO ADDITIONAL COSTS TO THE CONTRACT.
- CONTRACTOR WILL HAVE ACCESS TO AIRPORT MILLINGS TO CONSTRUCT A HAUL ROAD OR STAGING PLATFORM AT GATE 13. CONTRACTOR SHALL RETURN MILLINGS TO AIRPORT STOCKPILE, SEED AND REPAIR ANY DAMAGED AREAS.
- PRIOR TO THE START OF CONSTRUCTION SUB PHASES ADJACENT TO RESIDENTIAL AREAS, CONTRACTOR SHALL IDENTIFY AREAS MAY NOT ALLOW THE PROPER CONSTRUCTION OF THE FENCE. CONTRACTOR SHALL WORK WITH THE AIRPORT THROUGH THE ENGINEER TO RESOLVE ANY RESIDENT AREA CONSTRUCTION LOCATION CONFLICTS.



BLOOMINGTON-NORMAL AIRPORT AUTHORITY
CENTRAL ILLINOIS REGIONAL AIRPORT
BLOOMINGTON, ILLINOIS

UPGRADE PERIMETER FENCE PHASE 2
CONSTRUCTION ACTIVITY PLAN
PHASE 1 F-M

© Copyright CMT, Inc.
CMT
CRAWFORD, MURPHY & TILLY, INC.
CONSULTING ENGINEERS
License No. 194-000613

DESIGN BY:	CBG
DRAWN BY:	CMT
CHECKED BY:	CBG
APPROVED BY:	RWJ
DATE:	MAY 9, 2008
JOB No:	0708506
BMI-3599 3-17-0006-XX	
SHEET 05 OF 18 SHEETS	