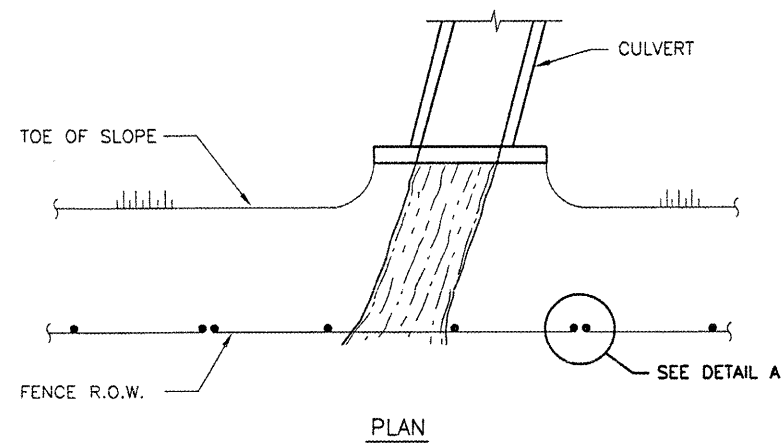
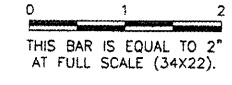
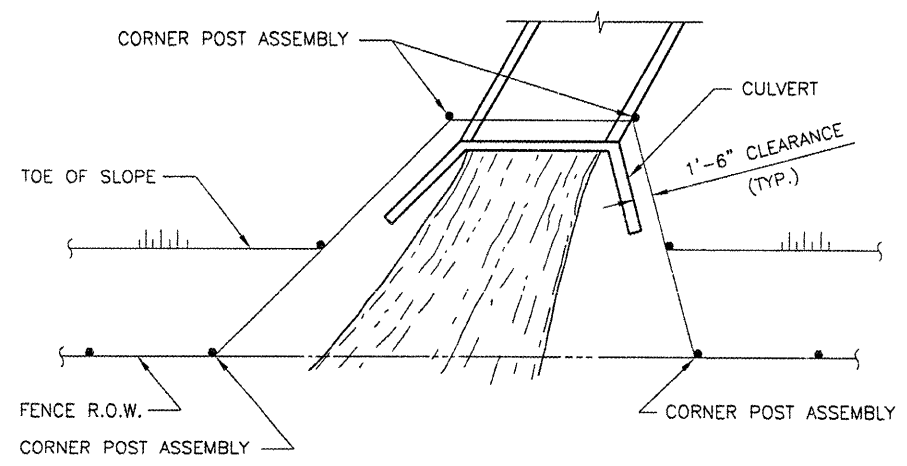


CA005

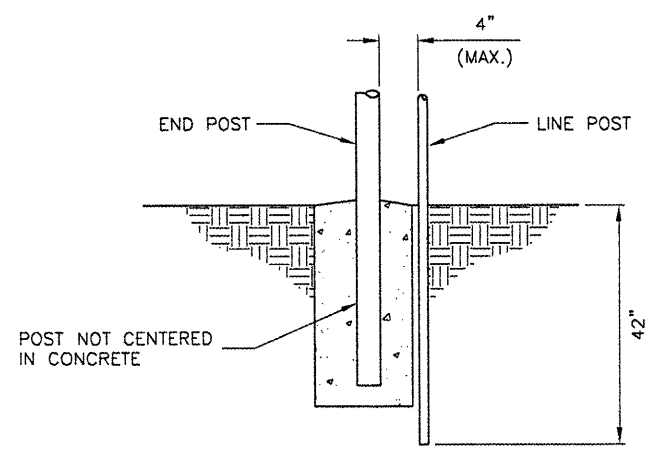
REVISIONS		
NUMBER	BY	DATE



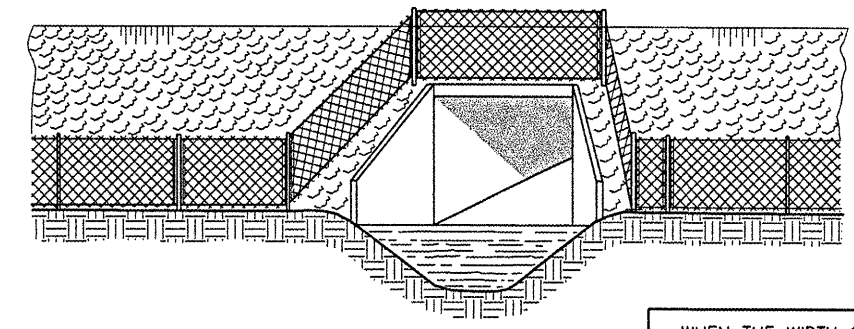
PLAN



PLAN



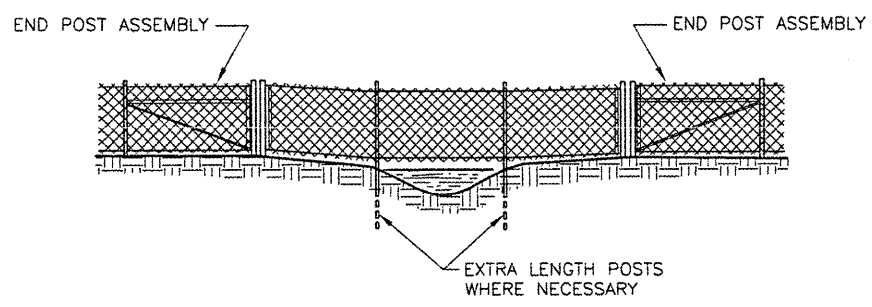
DETAIL A



ELEVATION

WHEN THE WIDTH OF THE CULVERT MAKES IT NECESSARY TO ANCHOR A POST TO THE TOP OF THE CULVERT, A CAST IRON SHOE OR OTHER DEVICE APPROVED BY THE ENGINEER SHALL BE USED.

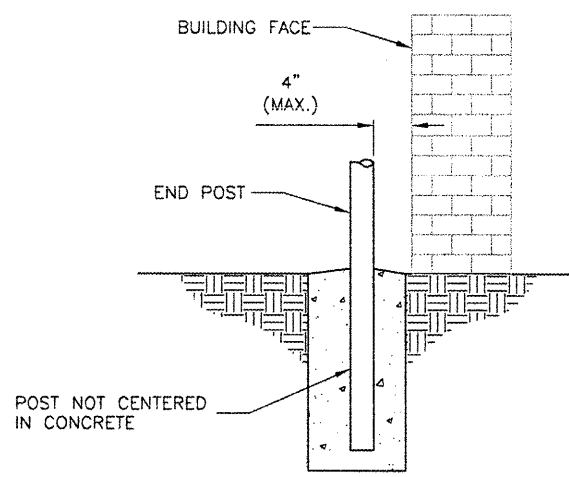
FENCE INSTALLATION AROUND HEADWALL DETAILS
 N.T.S.



ELEVATION

THE CHAIN LINK FABRIC SHALL BE REPLACED BY BARBED WIRE STRANDS AT 12" MAXIMUM CENTERS BETWEEN THE DOUBLE POSTS SHOWN ON DETAIL A WHEN SHOWN ON THE PLANS.

FENCE INSTALLATION OVER STREAM DETAILS
 N.T.S.



FENCE INSTALLATION AT BUILDING FACE
 N.T.S.



SPRINGFIELD AIRPORT AUTHORITY
 ABRAHAM LINCOLN CAPITAL AIRPORT
 SPRINGFIELD, ILLINOIS

UPGRADE PERIMETER FENCE PHASE 1
 FENCE DETAILS 2

© Copyright CMT, Inc.
CMT
 CRAWFORD, MURPHY & TILLY, INC.
 CONSULTING ENGINEERS
 License No. 94-000613



DESIGN BY:	CBG
DRAWN BY:	CMT
CHECKED BY:	CBG
APPROVED BY:	RLW
DATE:	MAY 9, 2008
JOB No:	07035-10