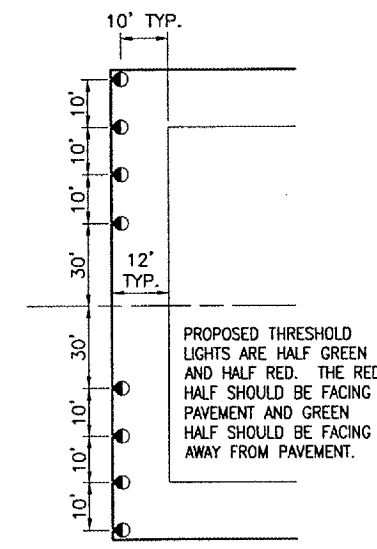
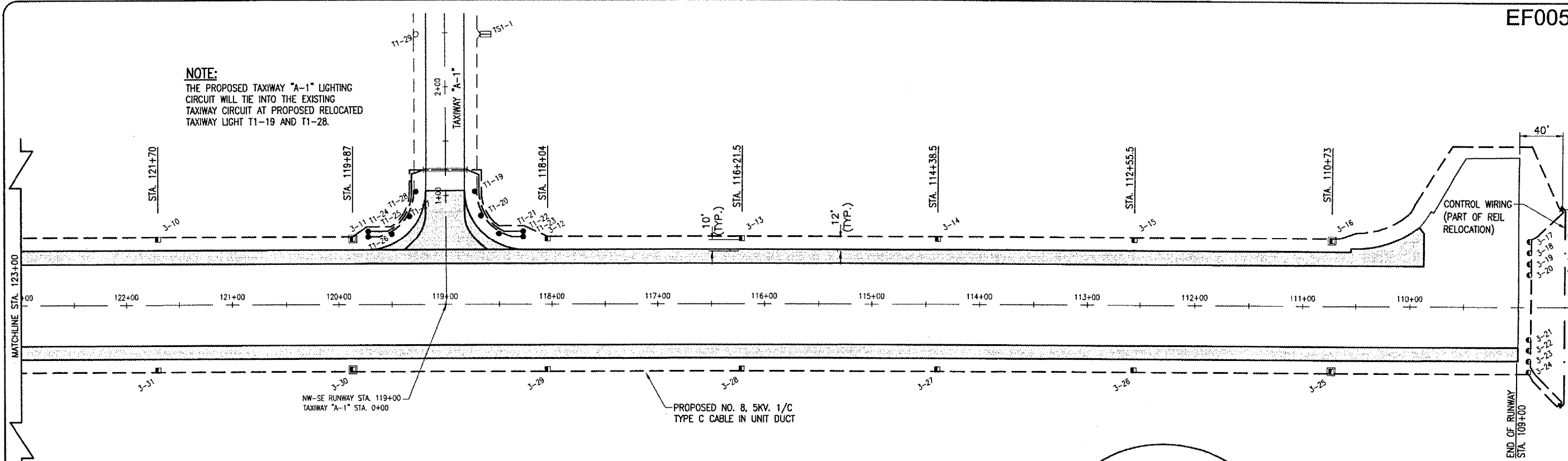


NOTE:
THE PROPOSED TAXIWAY "A-1" LIGHTING CIRCUIT WILL TIE INTO THE EXISTING TAXIWAY CIRCUIT AT PROPOSED RELOCATED TAXIWAY LIGHT T1-19 AND T1-28.



PROPOSED THRESHOLD LIGHT DETAIL
NOT TO SCALE

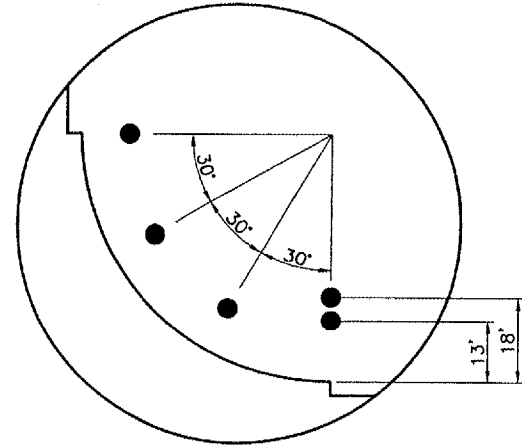
REIL RELOCATION NOTES

THE RELOCATED REIL'S WILL BE CONNECTED TO THE RUNWAY SERIES CIRCUIT USING 1/C #8 5KV UG CABLE IN UD.

THE CONTRACTOR SHALL FURNISH AND INSTALL THE CONTROL CABLES BETWEEN THE MASTER AND SLAVE UNITS. THE SIZE, TYPE AND NUMBER OF CABLES TO BE INSTALLED BETWEEN THE REIL UNITS WILL BE AS PER THE MANUFACTURER'S RECOMMENDATIONS.

THE CABLE TRENCH SHALL BE BACKFILLED, COMPACTED TO PREVENT FUTURE SETTLEMENT AND LIMED, FERTILIZED AND SEEDED IN ACCORDANCE WITH ITEM 901 "SEEDING".

THE RELOCATION OF THE EXISTING REIL UNITS WILL BE PAID FOR UNDER ITEM: AR125967 "RELOCATE REILS" PER PAIR.



RADIUS DETAILS
NOT TO SCALE

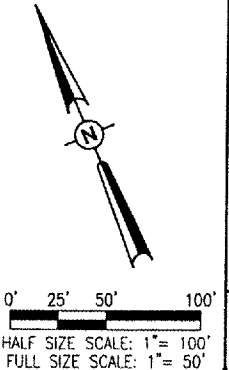
LEGEND

- EXISTING IMPROVEMENTS
- PROPOSED IMPROVEMENTS
- EXISTING ELECTRICAL CABLES
- PROPOSED ELECTRICAL CABLES
- PROPOSED REIL CONTROL CABLES
- EXISTING ELECTRICAL DUCT
- EXISTING STAKE MOUNTED TAXIWAY LIGHT
- ◻ EXISTING TAXI GUIDANCE SIGN
- ▲ PROPOSED RELOCATED REILS
- PROPOSED RELOCATED STAKE MOUNTED TAXIWAY LIGHT
- ⦿ PROPOSED STAKE MOUNTED THRESHOLD LIGHT
- PROPOSED STAKE MOUNTED RUNWAY LIGHT
- ◼ PROPOSED BASE MOUNTED RUNWAY LIGHT

LIGHT LENS SCHEDULE		
LIGHT NUMBERS	LENS	ORIENTATION
3-1 TO 3-5	CLEAR/CLEAR	N/A
3-6 TO 3-16	AMBER/CLEAR	AMBER SIDE FACING NW
3-17 TO 3-24	GREEN/RED	GREEN SIDE FACING SE
3-25 TO 3-35	AMBER/CLEAR	AMBER SIDE FACING NW
3-36 TO 3-40	CLEAR/CLEAR	N/A
3-41 TO 3-50	CLEAR/AMBER	AMBER SIDE FACING SE
3-51 TO 3-58	GREEN/RED	GREEN SIDE FACING NW
3-59 TO 3-68	CLEAR/AMBER	AMBER SIDE FACING SE

THE LOCATION, SIZE AND TYPE OF MATERIAL OF EXISTING UNDERGROUND UTILITIES INDICATED ON THE PLANS IS NOT REPRESENTED AS BEING ACCURATE, SUFFICIENT OR COMPLETE. IT SHALL BE THE CONTRACTOR'S RESPONSIBILITY TO DETERMINE THE ACTUAL LOCATION OF ALL SUCH FACILITIES, INCLUDING SERVICE CONNECTIONS TO UNDERGROUND UTILITIES. PRIOR TO CONSTRUCTION, THE CONTRACTOR SHALL NOTIFY THE UTILITY COMPANIES OF HIS OPERATIONAL PLANS AND SHALL OBTAIN FROM THE RESPECTIVE UTILITY COMPANIES DETAILED INFORMATION AND ASSISTANCE RELATIVE TO THE LOCATION OF THEIR FACILITIES AND THE WORKING SCHEDULE OF THE COMPANIES FOR REMOVAL OR ADJUSTMENT WHERE REQUIRED. IN THE EVENT AN UNEXPECTED UTILITY INTERFERENCE IS ENCOUNTERED DURING CONSTRUCTION, THE CONTRACTOR SHALL IMMEDIATELY NOTIFY THE UTILITY COMPANY OF JURISDICTION. THE ENGINEER SHALL ALSO BE IMMEDIATELY NOTIFIED. ANY SUCH MAINS AND SERVICES SHALL BE RESTORED TO SERVICE AT ONCE AND PAID FOR BY THE CONTRACTOR AT NO ADDITIONAL COST TO THE CONTRACT.

CALL J.U.L.E. FOR UTILITY INFORMATION AT 1-800-892-0123.



DATE	REVISION	BY			
<p>EFFINGHAM COUNTY MEMORIAL AIRPORT EFFINGHAM, ILLINOIS</p> <p>IL PROJ.: 1H2-3761 A.I.P. PROJ.: 3-17-0040-B11</p>					
HB Project No. 07A0143D-0800 Filename R-142ELE.DWG Scale 1" = 50' Date 02/12/08	LAYOUT KOM 11/28/07 DRAWN BAK 11/28/07 REVIEWED CAH 02/12/08				
<p>Hanson Professional Services Inc. 1525 South Sixth Street Springfield, Illinois 62703-2886 Offices Nationwide</p>					
<p>WIDEN RUNWAY 11/29 AND REPLACE MRL'S</p> <p>PROPOSED ELECTRICAL PLAN</p> <p>STA. 123+00 TO STA. 109+00</p>			<p>26</p> <p>26 of 78 sheets</p>		

APR 05, 2008 6:35 PM HAGL000382
 I:\AIRPORTS\EFFINGHAM\07A0143\CAU\SHEETS\R-142ELE.DWG - ELEC 3