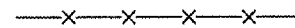








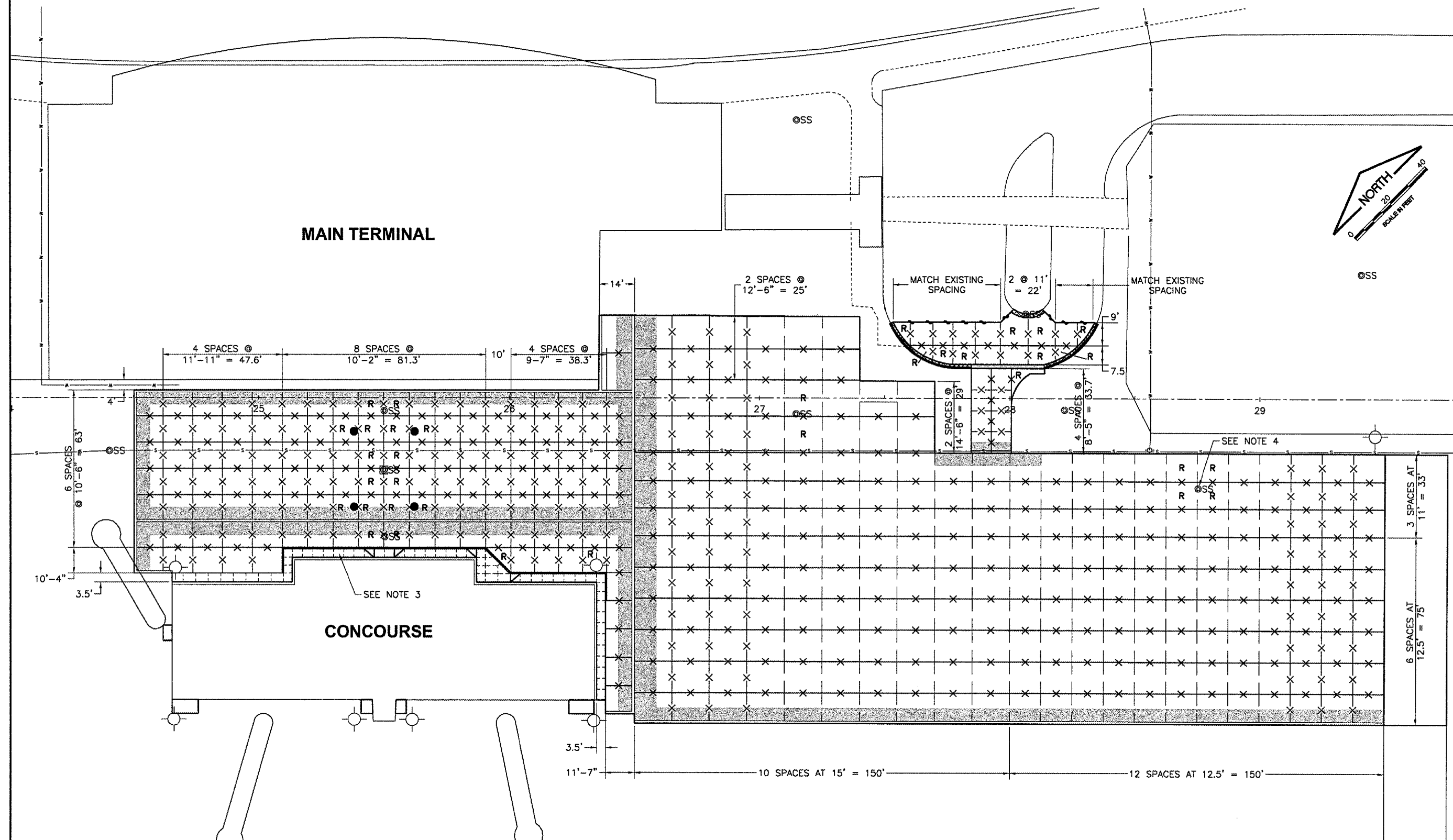
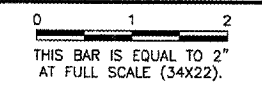
**JOINTING LEGEND**

-  TYPE F DOWELED CONTRACTION JOINT
-  TYPE D DOWELED CONSTRUCTION JOINT
-  TYPE H DUMMY CONTRACTION JOINT
-  TYPE B EXPANSION JOINT
-  TYPE S SPECIAL JOINT
-  ODD SHAPED PANEL REINFORCEMENT / PANEL REINFORCEMENT
-  THICKENED EDGE PAVEMENT; THICKENED EDGE ACCORDING TO TYPE B THICKENED EDGE EXPANSION JOINT ON THE JOINTING DETAILS SHEET.

- NOTES:**
1. TYPE D & F JOINTS MAY BE USED INTERCHANGEABLY DEPENDING ON THE CONTRACTOR'S PAVING PLAN.
  2. CONTRACTOR TO SUBMIT PAVING PLAN TO ENGINEER PRIOR TO PAVING. PLAN SHALL SHOW PAVING LANES AND STEEL SCHEDULE.
  3. SEE SIDEWALK PLAN FOR SIDEWALK JOINT SPACING AND CURB PLAN.
  4. SEE PAVING AT IN-PAVEMENT STRUCTURE DETAILS FOR REQUIREMENTS WHEN PAVING AROUND IN-PAVEMENT MANHOLES, LIGHT BASES AND BUILDING COLUMNS.


K:\Champaign\030590302 Apron Rehab 2\Draw\JOINTING PLAN.dwg  
 FILE: JOINTING PLAN.dwg  
 UPDATE BY: Sean Smith  
 PLOT DATE: 4/17/2008 7:55 PM  
 CMI Base EOP DEL  
 baselines  
 Jointing-Plan-Phase-2  
 Proj Improvements  
 Exisit\_Cond

REVISIONS		
NUMBER	BY	DATE



UNIVERSITY OF ILLINOIS  
 WILLARD AIRPORT  
 REHABILITATE AIR CARRIER RAMP, PHASE 2  
 JOINTING PLAN - APRON

© Copyright CMT, Inc.



**CMT**  
 CRAWFORD, MERRITT & TILLY, INC.  
 CONSULTING ENGINEERS  
 License No. 184-000653

DESIGN BY:	SMS
DRAWN BY:	CMT
CHECKED BY:	<i>EmB</i>
APPROVED BY:	<i>EmB</i>
DATE:	04/18/2008
JOB No:	030590.3
CMI-3663 3-17-0016-XX	
SHEET 29 OF 57 SHEETS	