

INDEX OF SHEETS

SHEET NO.	TITLE
1	COVER SHEET
2	SUMMARY OF QUANTITIES
3	SITE PLAN AND GENERAL NOTES
4	CONSTRUCTION AND SAFETY NOTES AND DETAILS
5	CONSTRUCTION STAGING PLAN, STAGES 1 AND 2
6	CONSTRUCTION STAGING PLAN, STAGE 3
7	LANDSCAPING AND STORM WATER POLLUTION PREVENTION PLAN
8	TYPICAL SECTIONS AND PAVEMENT DETAILS
9	SAWCUT AND PAVEMENT REMOVAL PLAN
10	BITUMINOUS FILLET PLAN
11	PLAN AND PROFILE - TAXIWAY A STA. 298+17.92 THRU STA. 302+00
12	PLAN AND PROFILE - TAXIWAY A STA. 302+00 THRU STA. 307+00
13	PLAN AND PROFILE - TAXIWAY A STA. 307+00 THRU STA. 312+00
14	PLAN AND PROFILE - TAXIWAY A STA. 312+00 THRU STA. 317+00
15	PLAN AND PROFILE - TAXIWAY A STA. 317+00 THRU STA. 322+00
16	PLAN AND PROFILE - TAXIWAY A STA. 322+00 THRU STA. 327+00
17	PLAN AND PROFILE - TAXIWAY A STA. 327+00 THRU STA. 330+38.09
18	PLAN AND PROFILE - TAXIWAY B
19	PLAN AND PROFILE - TAXIWAY A2/S1
20	PLAN AND PROFILE - TAXIWAY A3
21	PLAN AND PROFILE - TAXIWAY S2
22	PLAN AND PROFILE - TAXIWAY A4/M1
23	PLAN AND PROFILE - TAXIWAY M2
24	STAKING PLAN - TAXIWAY A STA. 298+17.92 THRU STA. 305+00
25	STAKING PLAN - TAXIWAY A STA. 305+00 THRU STA. 310+50
26	STAKING PLAN - TAXIWAY A STA. 310+50 THRU STA. 316+00
27	STAKING PLAN - TAXIWAY A STA. 316+00 THRU STA. 321+50
28	STAKING PLAN - TAXIWAY A STA. 321+50 THRU STA. 327+00
29	STAKING PLAN - TAXIWAY A STA. 327+00 THRU STA. 330+75.78
30	STAKING PLAN - TAXIWAY B
31	STAKING PLAN - TAXIWAY A2/S1
32	STAKING PLAN - A3 AND TAXIWAY S2
33	STAKING PLAN - A4/M1
34	STAKING PLAN - M2
35	CROSS SECTIONS - TAXIWAY A STA. 298+17.92 THRU STA. 301+50
36	CROSS SECTIONS - TAXIWAY A STA. 302+00 THRU STA. 305+50
37	CROSS SECTIONS - TAXIWAY A STA. 306+00 THRU STA. 309+50
38	CROSS SECTIONS - TAXIWAY A STA. 310+00 THRU STA. 313+50
39	CROSS SECTIONS - TAXIWAY A STA. 314+00 THRU STA. 317+50
40	CROSS SECTIONS - TAXIWAY A STA. 318+00 THRU STA. 321+50
41	CROSS SECTIONS - TAXIWAY A STA. 322+00 THRU STA. 325+50
42	CROSS SECTIONS - TAXIWAY A STA. 326+00 THRU STA. 329+50
43	CROSS SECTIONS - TAXIWAY A STA. 330+00 THRU STA. 330+38.09
44	CROSS SECTIONS - TAXIWAY B STA. 405+50 THRU STA. 408+84.58
45	CROSS SECTIONS - TAXIWAY A2/S1 STA. 601+75 THRU STA. 605+25
46	CROSS SECTIONS - TAXIWAY A3 STA. 702+99.76 THRU STA. 705+25
47	CROSS SECTIONS - TAXIWAY S2 STA. 801+50 THRU 802+48.90
48	CROSS SECTIONS - TAXIWAY A4/M1 STA. 902+00 THRU STA. 905+25
49	CROSS SECTIONS - TAXIWAY M2 STA. 1001+95.08 THRU 1002+55.07
50	LIGHT ADJUSTMENT AND MARKING PLAN
51	LIGHT ADJUSTMENT AND MARKING PLAN
52	LIGHT ADJUSTMENT AND MARKING DETAILS
53	UNDERDRAIN ADJUSTMENT PLAN
54	UNDERDRAIN ADJUSTMENT PLAN
55	UNDERDRAIN ADJUSTMENT DETAILS

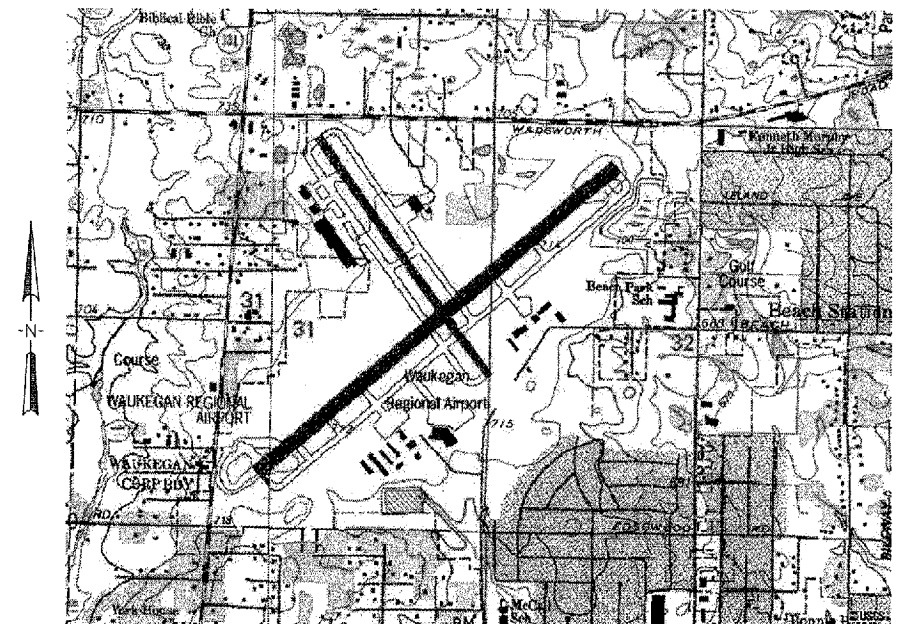
CONSTRUCTION PLANS

REPAIR AND OVERLAY WEST PORTION OF TAXIWAY A

WAUKEGAN PORT DISTRICT
WAUKEGAN REGIONAL AIRPORT (UGN)
WAUKEGAN, LAKE COUNTY, ILLINOIS

AIP PROJECT NO. 3-17-0105-B39
IDA PROJECT NO. UGN-3751

VICINITY MAP




SHEET NO. 1 OF 55

NOTICE TO CONTRACTORS AND BIDDERS

THESE CONSTRUCTION PLANS RELY UPON THE SPECIAL PROVISIONS AND THE SPECIFICATIONS TO PROVIDE FOR A COMPLETE DESCRIPTION OF THE WORK AND CONSTRUCTION REQUIREMENTS. THE PLANS SHALL ONLY BE USED IN COMBINATION WITH ALL CONTRACT DOCUMENTS.

No.	Issue/Description	Sheets Changed	Date	By



Date of Plans
Lindsay D Hausman
EXP: 11/30/09
JANUARY 11, 2008



HANSON PROFESSIONAL SERVICES INC.
815 Commerce Drive, Suite 200
Oak Brook, Illinois 60523
Telephone: 630.990.3800
Fax: 630.990.3801
Illinois Professional Design Firm No. 184-001084
© Copyright Hanson Professional Service Inc. 2007



WAUKEGAN REGIONAL AIRPORT
WAUKEGAN PORT DISTRICT
3580 North McAree Road
Waukegan, Illinois 60087
Telephone: 847.244.0066
Fax: 847.244.3813



HANSON PROFESSIONAL SERVICES INC.

815 Commerce Drive, Suite 200
Oak Brook, Illinois 60523
Telephone: 630.990.3800
Fax: 630.990.3801

Illinois Professional Design Firm
Registration No. 184-001084

© Copyright Hanson Professional Service Inc. 2007



WAUKEGAN REGIONAL AIRPORT
WAUKEGAN PORT DISTRICT

3580 North McAree Road
Waukegan, Illinois 60087
Telephone: 847.244.0066
Fax: 847.244.3813

WAUKEGAN REGIONAL AIRPORT
WAUKEGAN, ILLINOIS

REPAIR AND OVERLAY WEST
PORTION OF TAXIWAY A

AIP PROJECT NO. 3-17-0105-B39
IDA PROJECT NO. UGN-3751

SUMMARY OF QUANTITIES

Number	Description	Unit	Quantity	
			Bid	Paid
AR108158	1/C #8 5 KV UG Cable in UD	Linear Foot	720.00	
AR110554	Extend 4-Way Duct	Linear Foot	28.00	
AR125941	Adjust Stake Mounted Light	Each	88.00	
AR125942	Adjust Base Mounted Light	Each	21.00	
AR125961	Relocate Stake Mounted Light	Each	4.00	
AR125962	Relocate Base Mounted Light	Each	2.00	
AR150510	Engineer's Field Office	Lump Sum	1.00	
AR152411	Unclassified Excavation	Lump Sum	1.00	
AR156520	Inlet Protection	Each	23.00	
AR201620	Bituminous Base Course - Leveling	Ton	5,290.00	
AR201630	Bituminous Base Test Section	Each	1.00	
AR209609	Crushed Agg. Base Course - 9"	Square Yard	480.00	
AR401610	Bituminous Surface Course	Ton	3,300.00	
AR401630	Bituminous Surface Test Section	Each	1.00	
AR401650	Bituminous Pavement Milling	Square Yard	3,254.00	
AR401660	Saw and Seal Bit. Joint	Linear Foot	1,310.00	
AR401666	Bituminous Pavement Sawing	Linear Foot	986.00	
AR501665	PCC Pavement Sawing	Linear Foot	100.00	
AR501900	Remove PCC Pavement	Square Yard	995.00	
AR602510	Bituminous Prime Coat	Gallon	442.00	
AR603510	Bituminous Tack Coat	Gallon	7,980.00	
AR620520	Pavement Marking - Waterborne	Square Foot	13,120.00	
AR620525	Pavement Marking - Black Border	Square Foot	1,575.00	
AR705943	Adjust Underdrain Insp. Hole	Each	12.00	
AR705944	Adjust Underdrain Cleanout	Each	10.00	
AR800972	Bituminous Sand Mix - 2"	Square Yard	22.20	
AR800973	Crack Control Material	Linear Foot	50.00	
AR901510	Seeding	Acre	5.40	
AR905520	Topsoiling (From Off Site)	Cubic Yard	2,740.00	
AR908510	Mulching	Acre	5.40	

No.	Drawing	Issue	Description	Date	By

Date _____
JANUARY 11, 2008
Sheet Title _____

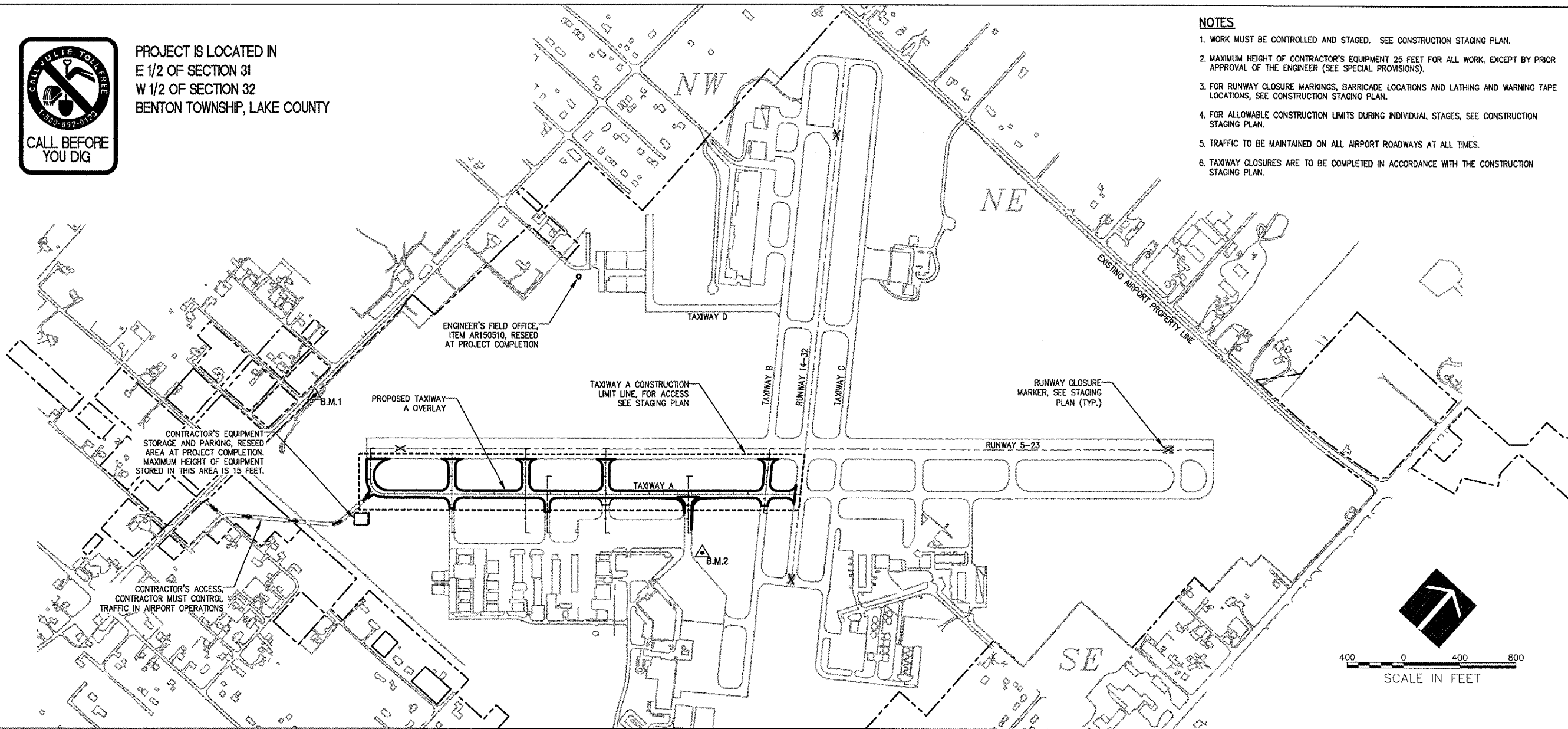
SUMMARY OF QUANTITIES

07A0102	Project Number
LDH	01/02/08
LDH	01/02/08
LDH	01/02/08
RMH	01/08/08
LDH	

A:\071005\00831\07A0102\DRAWINGS\SUMMARY OF QUANTITIES.DWG, APR 11, 2008 8:10AM HANSON0002



PROJECT IS LOCATED IN
E 1/2 OF SECTION 31
W 1/2 OF SECTION 32
BENTON TOWNSHIP, LAKE COUNTY



NOTES

1. WORK MUST BE CONTROLLED AND STAGED. SEE CONSTRUCTION STAGING PLAN.
2. MAXIMUM HEIGHT OF CONTRACTOR'S EQUIPMENT 25 FEET FOR ALL WORK, EXCEPT BY PRIOR APPROVAL OF THE ENGINEER (SEE SPECIAL PROVISIONS).
3. FOR RUNWAY CLOSURE MARKINGS, BARRICADE LOCATIONS AND LATHING AND WARNING TAPE LOCATIONS, SEE CONSTRUCTION STAGING PLAN.
4. FOR ALLOWABLE CONSTRUCTION LIMITS DURING INDIVIDUAL STAGES, SEE CONSTRUCTION STAGING PLAN.
5. TRAFFIC TO BE MAINTAINED ON ALL AIRPORT ROADWAYS AT ALL TIMES.
6. TAXIWAY CLOSURES ARE TO BE COMPLETED IN ACCORDANCE WITH THE CONSTRUCTION STAGING PLAN.

WA059



HANSON PROFESSIONAL SERVICES INC.

815 Commerce Drive, Suite 200
Oak Brook, Illinois 60523
Telephone: 630.990.3800
Fax: 630.990.3801

Illinois Professional Design Firm
Registration No. 184-001084

© Copyright Hanson Professional Service Inc. 2007



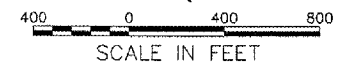
WAUKEGAN REGIONAL AIRPORT
WAUKEGAN PORT DISTRICT

3580 North McAree Road
Waukegan, Illinois 60087
Telephone: 847.244.0066
Fax: 847.244.3813

WAUKEGAN REGIONAL AIRPORT
WAUKEGAN, ILLINOIS

REPAIR AND OVERLAY WEST
PORTION OF TAXIWAY A

AIP PROJECT NO. 3-17-0105-B39
IDA PROJECT NO. UGN-3751



GENERAL NOTES

PROJECT DESCRIPTION

THIS PROJECT IS TO REPAIR AND OVERLAY WEST PORTIONS OF TAXIWAY A AT WAUKEGAN REGIONAL AIRPORT, INCLUDING, AMONG OTHER INCIDENTAL WORK, THE FOLLOWING ITEMS:

- REMOVAL OF PORTIONS OF P.C.C. PAVEMENT
- CONSTRUCTION OF BITUMINOUS OVERLAY OF TAXIWAY A
- CONSTRUCTION OF BITUMINOUS PAVEMENT FILLETS AT TAXIWAY M2
- ADJUST TAXIWAY LIGHTING
- REMARKING OF PAVEMENTS
- TOPSOILING, SEEDING AND MULCHING

PROTECTION OF EXISTING AIRPORT FACILITIES

THE CONTRACTOR IS TO BE RESPONSIBLE FOR THE PROTECTION OF EXISTING UNDERGROUND AND OVERHEAD UTILITIES AND LIGHTING EQUIPMENT; DRIVEWAY AND ROAD PAVEMENT AND SHOULDERS; RUNWAY, TAXIWAY AND APRON PAVEMENTS AND SHOULDERS; RUNWAY, TAXIWAY AND AIRPORT LIGHTING EQUIPMENT; AND SEEDED AND TURFED AREAS THAT ARE UTILIZED IN OR AFFECTED BY THE CONTRACTOR'S ACTIVITIES. ITEMS DAMAGED BY THE CONTRACTOR ARE TO BE REPAIRED AT CONTRACTOR'S EXPENSE AND TO THE SATISFACTION OF AIRPORT MANAGER AND THE OWNER'S REPRESENTATIVE.

IN ADDITION WHEN CONDITIONS DICTATE OR AS DETERMINED BY THE AIRPORT MANAGER OR THE OWNER'S REPRESENTATIVE, THE CONTRACTOR SHALL BE REQUIRED TO USE A PICK-UP TYPE SWEEPER IN ALL ACTIVE CONSTRUCTION AIRFIELD PAVEMENT AREAS. THE CONTRACTOR WILL BE REQUIRED TO HAVE A SWEEPER AVAILABLE FOR USE AT ALL TIMES. THE COST OF SWEEPING SHALL BE CONSIDERED INCIDENTAL TO THE CONTRACT.

THE CONTRACTOR SHALL BE RESPONSIBLE FOR CONTACTING THE FAA (SMO) THROUGH THE RESIDENT ENGINEER TO LOCATE ALL FAA CABLES ON THE PROJECT SITE. ALL FAA CABLES SHALL BE PROTECTED AT ALL TIMES.

CONTRACTOR'S ACCESS AND TEMPORARY FACILITIES

CONTRACTOR'S ACCESS TO THE PROJECT WHEN ON AIRPORT PROPERTY IS SHOWN ON THIS SHEET. CONTRACTOR'S ACCESS TO THE AIRPORT ITSELF IS TO BE PROVIDED BY PUBLIC RIGHTS-OF-WAY. THE CONTRACTOR IS TO SECURE ALL NECESSARY PERMITS FOR THE USE OF ANY PUBLIC RIGHTS-OF-WAY AND IS TO MAINTAIN TRAFFIC ON THESE PUBLIC ROADS AT ALL TIMES, WITH THE COSTS OF PERMITTING, CLEANING AND REPAIRING OF PAVEMENT DAMAGED BY CONTRACTOR'S ACTIVITIES INCIDENTAL TO THE CONTRACT. USE OF AND REPAIRS TO ANY PUBLIC FACILITIES ARE TO BE COMPLETED TO THE SATISFACTION OF THE FACILITY'S OWNER.

THE CONTRACTOR IS TO PROVIDE TEMPORARY CONSTRUCTION ROADS WITHIN THE CONSTRUCTION LIMIT LINES AS MAY BE REQUIRED BY HIS ACTIVITIES. HEAVY VEHICLES SHALL NOT CROSS EXISTING PAVEMENT SURFACES EXCEPT AS APPROVED BY THE AIRPORT MANAGER AND THE OWNER'S REPRESENTATIVE. ANY DAMAGE TO PAVEMENTS THAT MAY OCCUR BY THE CONTRACTOR'S ACTIVITIES SHALL BE REPAIRED AT THE CONTRACTOR'S EXPENSE AND TO THE SATISFACTION OF THE AIRPORT MANAGER AND THE OWNER'S REPRESENTATIVE.

THE CONTRACTOR IS TO PROVIDE AN EQUIPMENT, STORAGE AND PARKING AREA AT THE LOCATIONS SHOWN ON THIS SHEET. IT IS THE CONTRACTOR'S RESPONSIBILITY TO MAINTAIN THE ACCESS ROADS AND THE STORAGE AREA DURING CONSTRUCTION AND TO RESTORE THE AREAS AT PROJECT COMPLETION TO CONDITIONS SUITABLE TO THE AIRPORT MANAGER AND THE OWNER'S REPRESENTATIVE. AT THE AIRPORT MANAGER'S DISCRETION, THE TEMPORARY FACILITIES MAY REMAIN, BUT THEY MUST BE LEFT IN CONDITIONS SUITABLE TO THE AIRPORT MANAGER. THE COST OF PROVIDING, MAINTAINING AND RESTORING THE TEMPORARY FACILITIES IS INCIDENTAL TO THE CONTRACT.

RESPONSIBILITY FOR EXISTING UTILITIES

THE LOCATION, SIZE AND/OR TYPE OF MATERIAL OF EXISTING UNDERGROUND OR OVERHEAD UTILITIES AS MAY BE INDICATED ON THESE CONSTRUCTION PLANS IS NOT REPRESENTED AS BEING ACCURATE, SUFFICIENT OR COMPLETE. NEITHER THE OWNER NOR THE PROJECT ENGINEER HAVE INDEPENDENTLY VERIFIED THIS INFORMATION AND NEITHER ASSUMES ANY RESPONSIBILITY WHATSOEVER IN RESPECT TO THE ACCURACY, SUFFICIENCY OR COMPLETENESS OF THE INFORMATION AND GIVE NO EXPRESSED OR IMPLIED GUARANTEE THAT ANY CONDITIONS INDICATED ARE REPRESENTATIVE OF ACTUAL CONDITIONS TO BE ENCOUNTERED.

IT SHALL BE THE CONTRACTOR'S RESPONSIBILITY TO DETERMINE THE ACTUAL LOCATION OF ALL SUCH FACILITIES, INCLUDING SERVICE CONNECTIONS TO UNDERGROUND UTILITIES. PRIOR TO CONSTRUCTION, THE CONTRACTOR SHALL NOTIFY ALL UTILITY COMPANIES AND AGENCIES OF HIS CONSTRUCTION PLANS AND SHALL OBTAIN FROM EACH PARTY DETAILED INFORMATION AND ASSISTANCE RELATIVE TO THE LOCATION OF ALL UTILITIES AND THE WORKING SCHEDULE OF ANY REMOVALS OR ADJUSTMENTS REQUIRED OF THE UTILITY. THE CONTRACTOR SHALL CONTACT J.U.L.I.E. (PHONE 800-892-0123) TO ASSIST IN THE ABOVE.

THE CONTRACTOR SHALL PROTECT ANY FACILITIES TO THE SATISFACTION OF THE UTILITY OR OWNING-AGENCY WITH THE COST OF ANY REQUIRED PROTECTION TO BE INCIDENTAL TO THE CONTRACT. IN THE EVENT A UTILITY LINE OR SERVICE IS UNEXPECTEDLY ENCOUNTERED DURING CONSTRUCTION, THE CONTRACTOR SHALL IMMEDIATELY NOTIFY THE OWNER'S REPRESENTATIVE AND THE UTILITY COMPANY OR AGENCY OF JURISDICTION. ANY SUCH UTILITIES DISTURBED BY THE CONTRACTOR'S OPERATIONS SHALL BE RESTORED TO SERVICE IMMEDIATELY.

AIRPORT SECURITY

THE CONTRACTOR IS TO COORDINATE GATE SECURITY, THROUGH THE RESIDENT ENGINEER, WITH THE AIRPORT MANAGEMENT. AIRPORT SECURITY SHALL BE MAINTAINED AT ALL TIMES.

EXISTING BENCHMARK

BENCHMARK IS AS FOLLOWS:

- ▲ B.M.1 ELEVATION 721.34
STEEL ROD SET IN 6" LOGO CAP
LOCATION: 36.5 FEET EAST OF RT. 131 (GREEN BAY RD.), 230 FEET SOUTH OF SUDDARD ST., 101 FEET NORTH OF CENTER ST.
COORDINATES: N 2094502.438 E 1107324.042
- ▲ B.M.2 ELEVATION 708.29
COORDINATES: N 2095499.384 E 1110118.012

No.	Drawing Issue	Description	Date	By

Date
JANUARY 11, 2008

Sheet Title
SITE PLAN AND GENERAL NOTES

07A0102
Project Number
LDH 10/29/07
Layout By Date
LDH 10/29/07
Designed By Date
RMH 01/08/08
Reviewed By Date
LDH
Drawn By
Sheet No. 3

A:\07A059\00831\07A0102\DRAWINGS\SHEETS\03-SITE PLAN\DWG_AIP_11_2008.dwg TIAN HANSON08082

CONSTRUCTION AND SAFETY NOTES

WA059



HANSON PROFESSIONAL SERVICES INC.

815 Commerce Drive, Suite 200
Oak Brook, Illinois 60523
Telephone: 630.990.3800
Fax: 630.990.3801

Illinois Professional Design Firm
Registration No. 184-001084

© Copyright Hanson Professional Service Inc. 2007



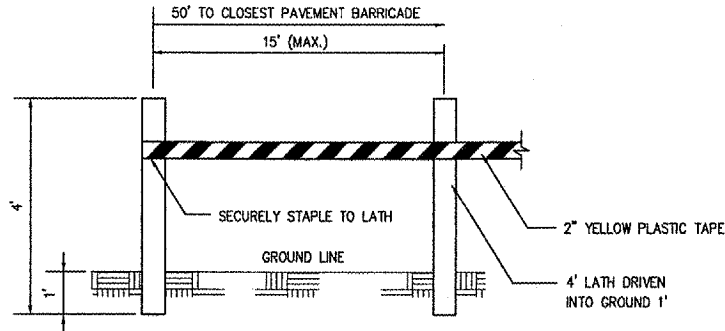
WAUKEGAN REGIONAL AIRPORT
WAUKEGAN PORT DISTRICT

3580 North McAree Road
Waukegan, Illinois 60087
Telephone: 847.244.0066
Fax: 847.244.3813

WAUKEGAN REGIONAL AIRPORT
WAUKEGAN, ILLINOIS

REPAIR AND OVERLAY WEST
PORTION OF TAXIWAY A

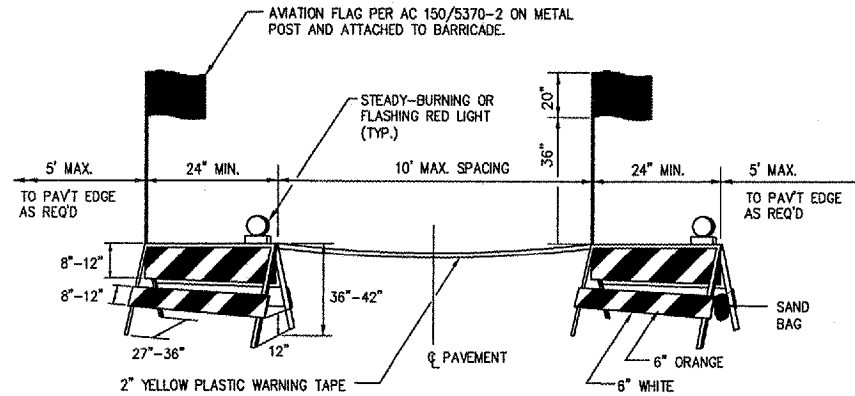
AIP PROJECT NO. 3-17-0105-B39
IDA PROJECT NO. UGN-3751



MATERIALS ARE TO BE APPROVED BY ENGINEER PRIOR TO INSTALLATION. COST OF MATERIALS, INSTALLATION, RELOCATION AND MAINTENANCE OF LATHING AND WARNING TAPE IS TO BE INCIDENTAL TO THE CONTRACT.

DETAIL A
LATHING AND WARNING TAPE

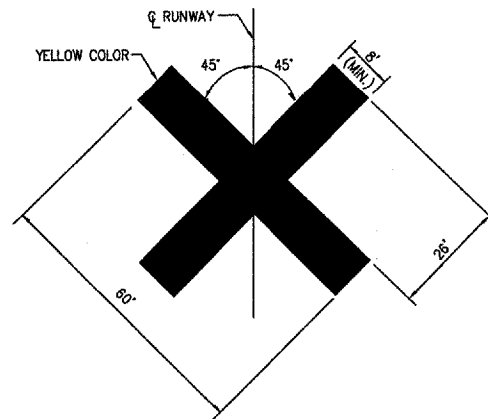
NTS



BARRICADES ARE TO BE OF IDOT TYPE I. A STEADY-BURNING OR FLASHING RED LIGHT FACING PASSING TRAFFIC IS TO BE MOUNTED ABOVE THE TOP OF EACH BARRICADE FRAME. THE BARRICADE IS TO BE STABILIZED FROM WIND BY SANDBAGS PLACED ON THE FRAME OR OTHER METHODS APPROVED BY THE RESIDENT ENGINEER, NO PART OF THE REFLECTORIZED PORTION OF THE BARRICADE IS TO BE OBSTRUCTED IN ANY MANNER. COST OF FURNISHING, INSTALLING, RELOCATING, MAINTAINING and REMOVING BARRICADES IS TO BE INCIDENTAL TO THE CONTRACT.

DETAIL B
PAVEMENT BARRICADES

NTS



NOTES

- VINYL MARKERS SHALL BE FURNISHED BY THE OWNER. THE CONTRACTOR SHALL FURNISH ALL LABOR AND MATERIALS FOR INSTALLING, RELOCATING AND MAINTAINING THE MARKERS, WHOSE COST SHALL BE INCIDENTAL TO THE CONTRACT.
- CONTRACTOR SHALL LOCATE THE MARKERS ON TOP OF THE RUNWAY NUMERALS DURING CLOSURE OF THE RUNWAY.
- MARKERS TO BE SECURED BY CONTRACTOR AS RECOMMENDED BY THE MANUFACTURER.

DETAIL C
TEMPORARY RUNWAY CLOSED MARKER

NTS

SEQUENCE OF CONSTRUCTION

TO MINIMIZE DISRUPTIONS TO AIRPORT OPERATIONS, CONSTRUCTION OPERATIONS MUST BE CONTROLLED THROUGHOUT THE PROJECT'S DURATION AND WORK MUST BE COMPLETED EXPEDITIOUSLY. THE CONTRACTOR IS TO PREPARE AND FOLLOW A STAGING PLAN THAT COORDINATES HIS WORK WITH THE WORK OF HIS SUBCONTRACTORS AND THE WORK OF OTHER CONTRACTORS ON-FIELD. THIS STAGING PLAN MUST BE SATISFACTORY TO THE PROJECT ENGINEER AND THE AIRPORT DIRECTOR. THE CONTRACTOR SHALL EXPEDITE WORK AT THOSE STAGES WHEN ACTIVE TAXIWAYS, APRONS, ROADWAYS OR PARKING LOTS MUST BE CLOSED TO MINIMIZE THE LENGTH OF TIME THAT AIRPORT OPERATIONS ARE RESTRICTED.

LATHING AND WARNING TAPE

THE PROJECT WILL REQUIRE THE PLACEMENT OF LATHING AND WARNING TAPE TO DELINEATE THE CONSTRUCTION AREA. IT SHALL BE THE CONTRACTOR'S RESPONSIBILITY TO PROVIDE, PLACE AND MAINTAIN LATHING AND WARNING TAPE SHOWN ON DETAIL A, THIS SHEET, AND AS DIRECTED BY THE RESIDENT ENGINEER AND THE AIRPORT DIRECTOR. THE CONTRACTOR WILL FURNISH, PLACE, MAINTAIN AND RELOCATE THE LATHING AND WARNING TAPE AS REQUIRED. THE COST OF THESE ITEMS, AND THEIR MAINTENANCE, IS TO BE INCIDENTAL TO THE CONTRACT.

RUNWAY CLOSURE

THE PROJECT WILL REQUIRE THE PLACEMENT OF RUNWAY CLOSURE MARKINGS, SEE STAGING PLAN. TO MINIMIZE DISRUPTION TO AIRCRAFT OPERATIONS ASSOCIATED WITH THE RUNWAY CLOSURE, CONSTRUCTION WORK MUST BE COMPLETED EXPEDITIOUSLY. RUNWAY CLOSINGS SHALL ONLY BE PERMITTED BY PRIOR AUTHORIZATION OF THE RESIDENT ENGINEER AND THE AIRPORT OWNER.

PREMANUFACTURED, VINYL MARKERS WILL BE FURNISHED TO THE CONTRACTOR BY THE OWNER. IT WILL BE THE CONTRACTOR'S RESPONSIBILITY TO INSTALL, RELOCATE AND MAINTAIN RUNWAY CLOSURE MARKERS AT THE LOCATIONS SHOWN IN THE STAGING PLAN, SEE DETAIL C, THIS SHEET, AND AS DIRECTED BY THE RESIDENT ENGINEER AND AIRPORT OWNER. THE COST OF PLACING AND RELOCATING THESE ITEMS, AND THEIR MAINTENANCE, IS TO BE INCIDENTAL TO THE CONTRACT.

THE AIRPORT OWNER WILL DE-ENERGIZE AIRFIELD LIGHTING, NAVAID AND ROTATING BEACON POWER AND CONTROL CIRCUITS WHEN THE RUNWAY IS CLOSED.

TEMPORARY BARRICADES ON AIRFIELD

THE PROJECT WILL REQUIRE THE PLACEMENT OF BARRICADES TO DELINEATE PORTIONS OF THE CONSTRUCTION AREA AND FOR TEMPORARY CLOSURES OF ACTIVE TAXIWAYS AND APRONS. IT WILL BE THE CONTRACTOR'S RESPONSIBILITY TO FURNISH, PLACE AND MAINTAIN BARRICADES AS SHOWN IN DETAIL B, THIS SHEET, AND AS DIRECTED BY THE RESIDENT ENGINEER AND AIRPORT DIRECTOR. THE COST OF THESE ITEMS, AND THEIR MAINTENANCE, IS TO BE INCIDENTAL TO THE CONTRACT. ANY WORK THAT REQUIRES PORTIONS OF AN ACTIVE TAXIWAY OR APRON TO BE CLOSED MUST BE COMPLETED EXPEDITIOUSLY TO MINIMIZE DISRUPTION TO AIRCRAFT OPERATIONS.

OPEN TRENCHES, EXCAVATIONS AND STOCKPILED MATERIAL AT THE CONSTRUCTION SITE SHALL BE DELINEATED WITH THE USE OF BARRICADES DURING HOURS OF RESTRICTED VISIBILITY AND/OR DARKNESS. NO OPEN TRENCHES SHALL BE ALLOWED WITHIN THE RUNWAY SAFETY AREA (RSA) OR THE TAXIWAY SAFETY AREA (TSA) OVER NIGHT. THE RSA IS DEFINED AS 250 FEET FROM THE RUNWAY CENTERLINE AND 1000 FEET FROM THE END OF ACTIVE RUNWAYS, 85.5 FEET FROM THE CENTERLINE OF ACTIVE TAXIWAYS, 44.5 FEET FROM T-HANGAR TAXILANES AND 10 FEET FROM THE EDGE OF ACTIVE APRONS.

VEHICULAR TRAFFIC CONTROL

IT SHALL BE THE CONTRACTOR'S RESPONSIBILITY TO PROVIDE AND PLACE ROAD WARNING SIGNS AND BARRICADES ON THE EXISTING ROADWAYS PRIOR TO THE START OF CONSTRUCTION IN THE VICINITY. THE CONTRACTOR SHALL PROVIDE, INSTALL AND RELOCATE THE ITEMS AS REQUIRED. THE COST OF THIS WORK IS TO BE INCIDENTAL TO THE CONTRACT.

CONTRACTOR SHALL PROVIDE, INSTALL AND REMOVE ALL TRAFFIC CONTROL ITEMS WHEN CONSTRUCTION ACTIVITIES ARE WITHIN 15 FEET OF AN ACTIVE ROADWAY EDGE OR AS REQUIRED BY THE SITE PLAN. COST OF THIS WORK IS TO BE INCIDENTAL TO THE CONTRACT.

AIRFIELD OPERATIONAL SAFETY DURING CONSTRUCTION

ALL CONSTRUCTION TRAFFIC AND PERSONNEL SHALL REMAIN WITHIN THE CONSTRUCTION LIMIT LINE SHOWN ON THE STAGING PLAN FOR THE STAGE CURRENTLY UNDER CONSTRUCTION. CONTRACTOR'S PERSONNEL AND EQUIPMENT MUST REMAIN AT LEAST 200 FEET FROM THE CENTERLINE OF ACTIVE RUNWAYS, 1000 FEET FROM THE END OF ACTIVE RUNWAYS, 85.5 FEET FROM THE CENTERLINE OF ACTIVE TAXIWAYS, 44.5 FEET FROM T-HANGAR TAXILANES AND 10 FEET FROM THE EDGE OF ACTIVE APRONS.

WHEN IT IS NECESSARY FOR CONSTRUCTION VEHICLES TO OPERATE ON OR WITHIN THESE LIMITS, THE RUNWAY, TAXIWAYS OR APRON MUST BE CLOSED. THE CONTRACTOR WILL PROVIDE POSITIVE CONTROL OF CONSTRUCTION VEHICLES USING RADIO-EQUIPPED FLAGGERS. ALL CONTRACTOR'S EQUIPMENT USED IN ACTIVE AIRPORT OPERATIONS AREAS SHALL BE EQUIPPED WITH A FAA-STANDARD FLAG, AS REFERENCED IN FAA AC 150/5370-2, CURRENT ISSUE. AIRCRAFT SHALL HAVE THE RIGHT-OF-WAY. CONSTRUCTION VEHICLES SHALL NOT CROSS AN ACTIVE RUNWAY. THE COST OF ALL TRAFFIC CONTROL, BOTH WITHIN AND OUTSIDE OF AIRPORT OPERATIONS AREAS, IS TO BE INCIDENTAL TO THE CONTRACT.

WHEN NOT IN USE AND DURING NONWORKING HOURS, CONTRACTOR'S EQUIPMENT SHALL BE PARKED WITHIN THE CONTRACTOR'S EQUIPMENT STORAGE AND PARKING AREAS. THE EQUIPMENT STORAGE AND PARKING AREAS ARE TO BE LOCATED AS SHOWN ON THE STAGING PLAN. THE CONTRACTOR WILL BE RESPONSIBLE FOR MAINTAINING THE CONSTRUCTION ENTRANCE IN GOOD CONDITION. THE COST OF MAINTAINING THE CONSTRUCTION ENTRANCE IS TO BE INCIDENTAL TO THE CONTRACT.

AT NO TIME SHALL THE CONTRACTOR OPERATE OR PARK EQUIPMENT SO AS TO OBSTRUCT AN ACTIVE RUNWAY APPROACH SURFACE.

BEFORE REOPENING TEMPORARILY CLOSED RUNWAYS, TAXIWAYS OR ROADWAYS, THE CONTRACTOR SHALL INSPECT AND CLEAN, AS NECESSARY, THE PAVEMENT TO ASSURE THAT NO MATERIALS OR OBJECTS THAT MAY DAMAGE AIRCRAFT OR VEHICLES REMAIN. ANY REQUIRED CLEANING SHALL BE TO THE SATISFACTION OF THE RESIDENT ENGINEER AND AIRPORT OWNER AND IS INCIDENTAL TO THE CONTRACT.

ALL CONTRACTOR EQUIPMENT IS LIMITED TO A HEIGHT OF 25 FEET, EXCEPT FOR EQUIPMENT STORED IN THE STORAGE AREA WHICH SHALL BE LIMITED TO 15 FEET.

NOTIFICATIONS BY CONTRACTOR

THE CONTRACTOR SHALL NOTIFY THE RESIDENT ENGINEER AND AIRPORT OWNER 5 DAYS IN ADVANCE OF THE CONTRACTOR'S CLOSING OF ACTIVE RUNWAYS, TAXIWAYS AND APRONS. THE DATE, TIME AND SCHEDULED DURATION OF THE CLOSING MUST BE APPROVED BY THE RESIDENT ENGINEER AND THE AIRPORT OWNER. THE CONTRACTOR SHALL NOTIFY THE RESIDENT ENGINEER AND AIRPORT OWNER 72 HOURS IN ADVANCE OF THE CONTRACTOR'S CLOSING OF OTHER ACTIVE ROADWAYS, AIRFIELD OR ROADWAY LIGHTING CIRCUITS, OR OTHER AIRPORT FACILITIES.

CONTRACTOR'S USE OF SITE

THE CONTRACTOR SHALL NOT OPERATE WITHIN, ENCRONCH UPON OR OBSTRUCT AIRPORT OPERATIONAL AREAS, INCLUDING ACTIVE RUNWAY, TAXIWAYS AND APRON SAFETY AREAS, OBJECT AND OBSTACLE FREE ZONES, RUNWAY PROTECTION ZONES AND AIRPORT IMAGINARY SURFACES AS DEFINED IN FEDERAL AVIATION REGULATIONS (FAR) PART 77, "OBJECTS AFFECTING NAVIGABLE AIRSPACE".

THE CONTRACTOR IS RESPONSIBLE FOR RESTORATION OF THE WORK AREA PRIOR TO BEGINNING WORK AT A NEW LOCATION.

UTILITY OUTAGES AND SHUTDOWNS

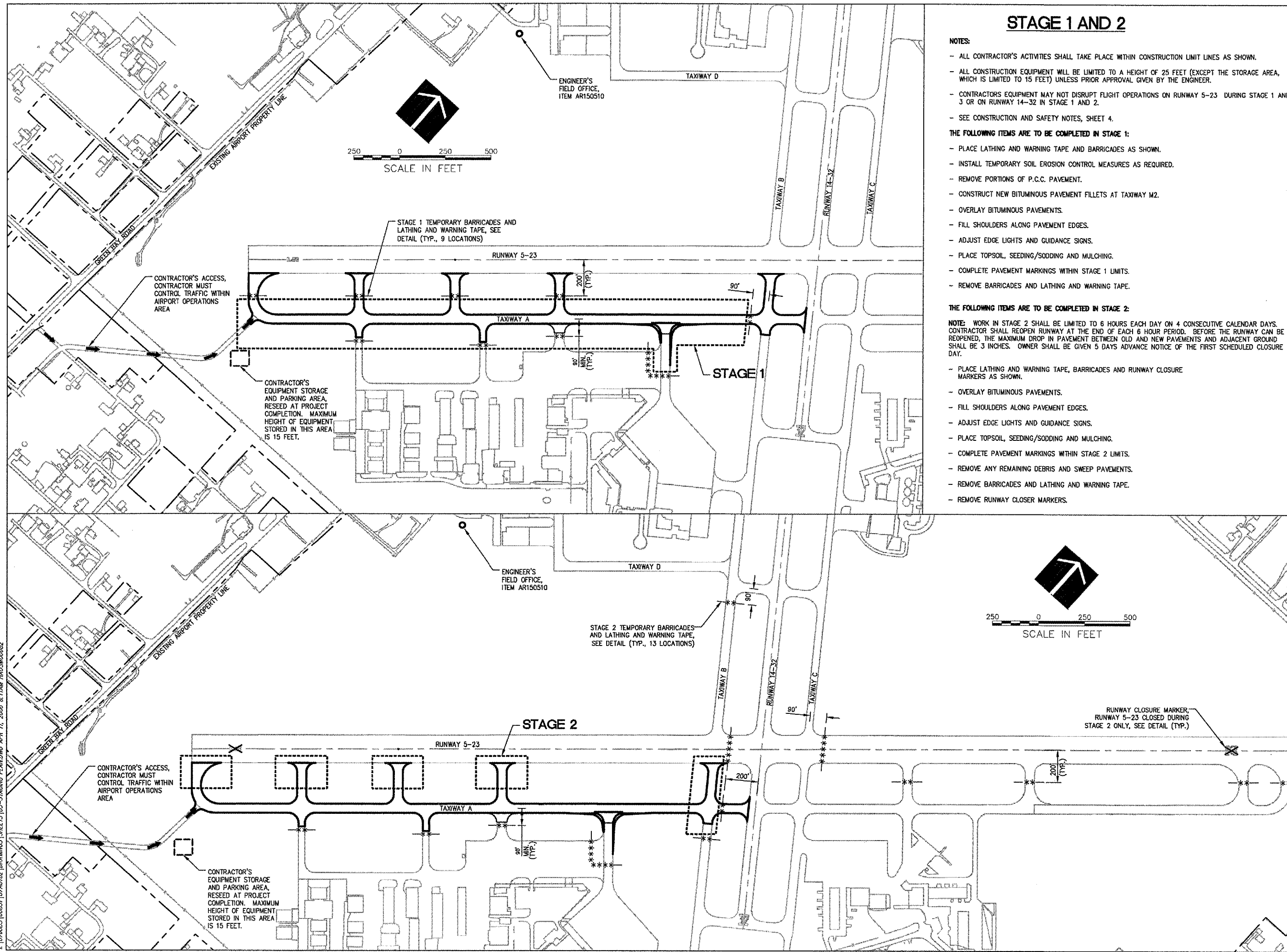
THE CONTRACTOR SHALL PROVIDE 72 HOURS PRIOR NOTICE OF ANY OUTAGES OR SHUTDOWNS TO THE OWNER AND THE AGENCY OWNING THE AFFECTED UTILITY. THE CONTRACTOR SHALL PROVIDE ANY TEMPORARY CONNECTIONS OR OTHER MEASURES AS MAY BE REQUIRED TO MAINTAIN SERVICE AS MAY BE REQUIRED BY THE OWNING AGENCY AT NO COST TO THE OWNER.

No.	Drawing Issue Description	Date	By

Date
JANUARY 11, 2008
Sheet Title

CONSTRUCTION AND SAFETY NOTES AND DETAILS

07A0102
Project Number
LDH 10/30/07
Layout By Date
LDH 10/30/07
Designed By Date
RMH 01/08/08
Reviewed By Date
LDH
Drawn By



STAGE 1 AND 2

- NOTES:**
- ALL CONTRACTOR'S ACTIVITIES SHALL TAKE PLACE WITHIN CONSTRUCTION LIMIT LINES AS SHOWN.
 - ALL CONSTRUCTION EQUIPMENT WILL BE LIMITED TO A HEIGHT OF 25 FEET (EXCEPT THE STORAGE AREA, WHICH IS LIMITED TO 15 FEET) UNLESS PRIOR APPROVAL GIVEN BY THE ENGINEER.
 - CONTRACTOR'S EQUIPMENT MAY NOT DISRUPT FLIGHT OPERATIONS ON RUNWAY 5-23 DURING STAGE 1 AND 3 OR ON RUNWAY 14-32 IN STAGE 1 AND 2.
 - SEE CONSTRUCTION AND SAFETY NOTES, SHEET 4.

THE FOLLOWING ITEMS ARE TO BE COMPLETED IN STAGE 1:

- PLACE LATHING AND WARNING TAPE AND BARRICADES AS SHOWN.
- INSTALL TEMPORARY SOIL EROSION CONTROL MEASURES AS REQUIRED.
- REMOVE PORTIONS OF P.C.C. PAVEMENT.
- CONSTRUCT NEW BITUMINOUS PAVEMENT FILLETS AT TAXIWAY M2.
- OVERLAY BITUMINOUS PAVEMENTS.
- FILL SHOULDERS ALONG PAVEMENT EDGES.
- ADJUST EDGE LIGHTS AND GUIDANCE SIGNS.
- PLACE TOPSOIL, SEEDING/SODDING AND MULCHING.
- COMPLETE PAVEMENT MARKINGS WITHIN STAGE 1 LIMITS.
- REMOVE BARRICADES AND LATHING AND WARNING TAPE.

THE FOLLOWING ITEMS ARE TO BE COMPLETED IN STAGE 2:

- NOTE:** WORK IN STAGE 2 SHALL BE LIMITED TO 6 HOURS EACH DAY ON 4 CONSECUTIVE CALENDAR DAYS. CONTRACTOR SHALL REOPEN RUNWAY AT THE END OF EACH 6 HOUR PERIOD. BEFORE THE RUNWAY CAN BE REOPENED, THE MAXIMUM DROP IN PAVEMENT BETWEEN OLD AND NEW PAVEMENTS AND ADJACENT GROUND SHALL BE 3 INCHES. OWNER SHALL BE GIVEN 5 DAYS ADVANCE NOTICE OF THE FIRST SCHEDULED CLOSURE DAY.
- PLACE LATHING AND WARNING TAPE, BARRICADES AND RUNWAY CLOSURE MARKERS AS SHOWN.
 - OVERLAY BITUMINOUS PAVEMENTS.
 - FILL SHOULDERS ALONG PAVEMENT EDGES.
 - ADJUST EDGE LIGHTS AND GUIDANCE SIGNS.
 - PLACE TOPSOIL, SEEDING/SODDING AND MULCHING.
 - COMPLETE PAVEMENT MARKINGS WITHIN STAGE 2 LIMITS.
 - REMOVE ANY REMAINING DEBRIS AND SWEEP PAVEMENTS.
 - REMOVE BARRICADES AND LATHING AND WARNING TAPE.
 - REMOVE RUNWAY CLOSURE MARKERS.

WA059



HANSON PROFESSIONAL SERVICES INC.

815 Commerce Drive, Suite 200
Oak Brook, Illinois 60523
Telephone: 630.990.3800
Fax: 630.990.3801

Illinois Professional Design Firm
Registration No. 184-001084

© Copyright Hanson Professional Service Inc. 2007



WAUKEGAN REGIONAL AIRPORT
WAUKEGAN PORT DISTRICT

3580 North McAree Road
Waukegan, Illinois 60087
Telephone: 847.244.0066
Fax: 847.244.3813

WAUKEGAN REGIONAL AIRPORT
WAUKEGAN, ILLINOIS

REPAIR AND OVERLAY WEST
PORTION OF TAXIWAY A

AIP PROJECT NO. 3-17-0105-B39
IDA PROJECT NO. UGN-3751

No.	Drawing Issue	Description	Date	By

Date
JANUARY 11, 2008

Sheet Title
CONSTRUCTION STAGING PLAN STAGES 1 AND 2

07A0102
Project Number
LDH 10/30/07
Layout By Date
LDH 10/30/07
Designed By Date
RMH 01/08/08
Reviewed By Date
LDH
Drawn By

4: 1074065 (00831) 07A0102 DRAWINGS SHEETS 105-STAGING PLAN DWG APR 11, 2008 8:11AM HAUSH0682

STAGE 3

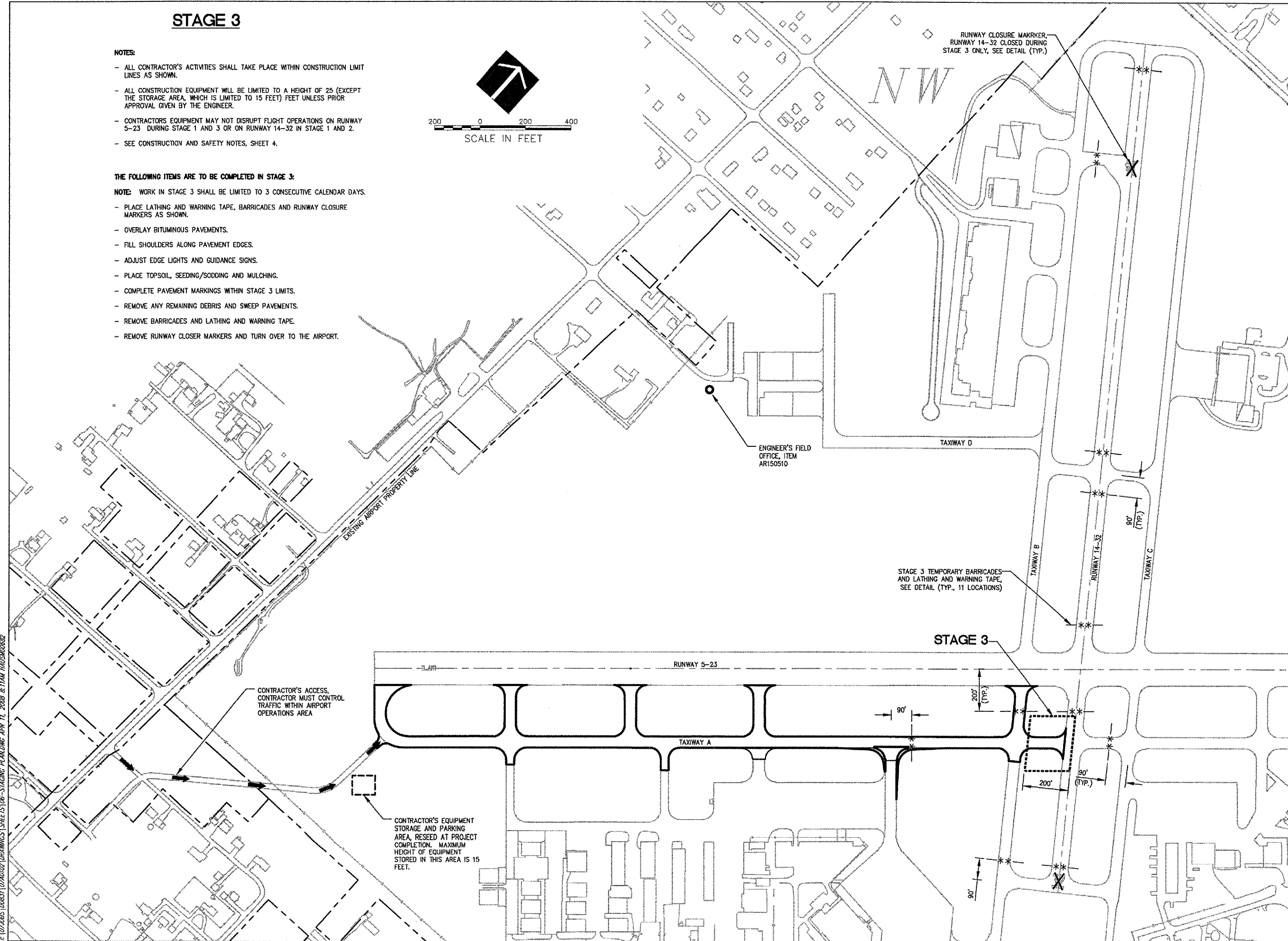
NOTES:

- ALL CONTRACTOR'S ACTIVITIES SHALL TAKE PLACE WITHIN CONSTRUCTION LIMIT LINES AS SHOWN.
- ALL CONSTRUCTION EQUIPMENT WILL BE LIMITED TO A HEIGHT OF 25 (EXCEPT THE STORAGE AREA, WHICH IS LIMITED TO 15 FEET) FEET UNLESS PRIOR APPROVAL GIVEN BY THE ENGINEER.
- CONTRACTORS EQUIPMENT MAY NOT DISRUPT FLIGHT OPERATIONS ON RUNWAY 5-23 DURING STAGE 1 AND 3 OR ON RUNWAY 14-32 IN STAGE 1 AND 2.
- SEE CONSTRUCTION AND SAFETY NOTES, SHEET 4.

THE FOLLOWING ITEMS ARE TO BE COMPLETED IN STAGE 3:

NOTE: WORK IN STAGE 3 SHALL BE LIMITED TO 3 CONSECUTIVE CALENDAR DAYS.

- PLACE LATHING AND WARNING TAPE, BARRICADES AND RUNWAY CLOSURE MARKERS AS SHOWN.
- OVERLAY BITUMINOUS PAVEMENTS.
- FILL SHOULDERS ALONG PAVEMENT EDGES.
- ADJUST EDGE LIGHTS AND GUIDANCE SIGNS.
- PLACE TOPSOIL, SEEDING/SODDING AND MULCHING.
- COMPLETE PAVEMENT MARKINGS WITHIN STAGE 3 LIMITS.
- REMOVE ANY REMAINING DEBRIS AND SWEEP PAVEMENTS.
- REMOVE BARRICADES AND LATHING AND WARNING TAPE.
- REMOVE RUNWAY CLOSURE MARKERS AND TURN OVER TO THE AIRPORT.



WA059



HANSON PROFESSIONAL SERVICES INC.

815 Commerce Drive, Suite 200
Oak Brook, Illinois 60523
Telephone: 630.990.3800
Fax: 630.990.3801

Illinois Professional Design Firm
Registration No. 184-001084

© Copyright Hanson Professional Service Inc. 2007



WAUKEGAN REGIONAL AIRPORT
WAUKEGAN PORT DISTRICT

3580 North McAree Road
Waukegan, Illinois 60087
Telephone: 847.244.0066
Fax: 847.244.3813

WAUKEGAN REGIONAL AIRPORT
WAUKEGAN, ILLINOIS

REPAIR AND OVERLAY WEST
PORTION OF TAXIWAY A

AIP PROJECT NO. 3-17-0105-B39
IDA PROJECT NO. UGN-3751

No.	Drawing Issue	Description	Date	By

Date
JANUARY 11, 2008

Sheet Title
CONSTRUCTION STAGING PLAN STAGE 3

07A0102
Project Number
LDH 10/30/07
Layout By Date
LDH 10/30/07
Designed By Date
RMH 01/08/08
Reviewed By Date
LDH
Drawn By

A:\07A0102\00831\07A0102\DRAWINGS\SHEETS\06-STAGING PLAN\DRAWING APR 11, 2008 8:11AM HAUSM0682



HANSON PROFESSIONAL SERVICES INC.

815 Commerce Drive, Suite 200
Oak Brook, Illinois 60523
Telephone: 630.990.3800
Fax: 630.990.3801

Illinois Professional Design Firm
Registration No. 184-001084

© Copyright Hanson Professional Service Inc. 2007



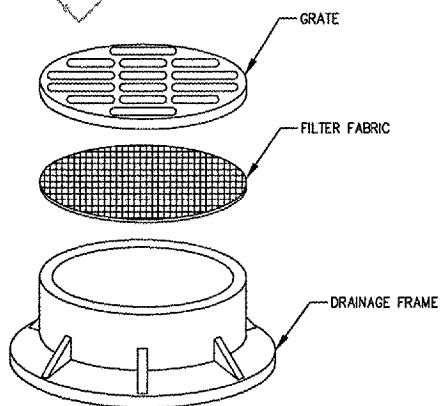
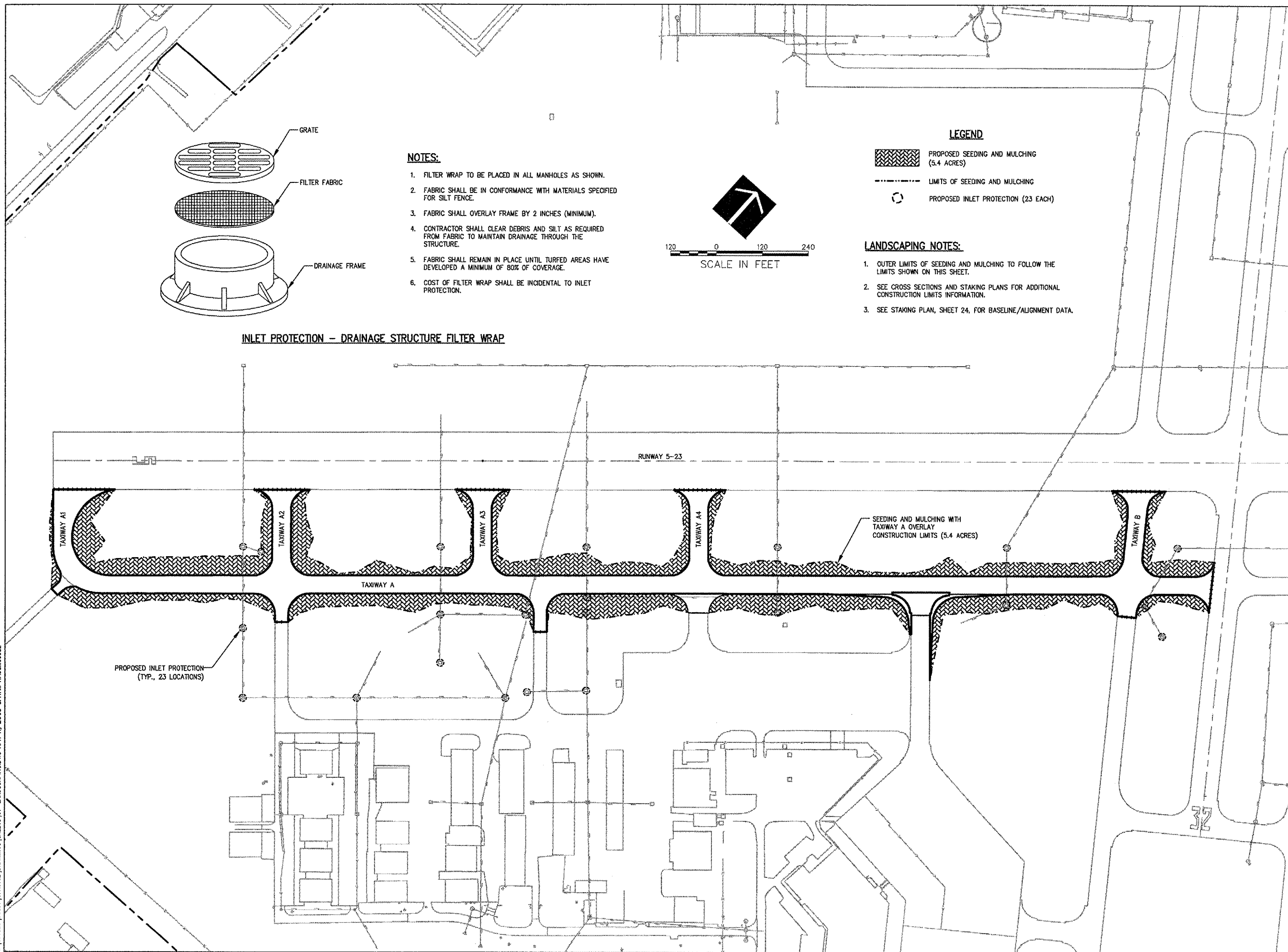
WAUKEGAN REGIONAL AIRPORT
WAUKEGAN PORT DISTRICT

3580 North McAree Road
Waukegan, Illinois 60087
Telephone: 847.244.0066
Fax: 847.244.3813

WAUKEGAN REGIONAL AIRPORT
WAUKEGAN, ILLINOIS

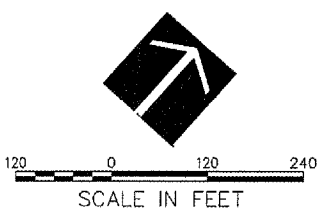
REPAIR AND OVERLAY WEST
PORTION OF TAXIWAY A

AIP PROJECT NO. 3-17-0105-B39
IDA PROJECT NO. UGN-3751



INLET PROTECTION - DRAINAGE STRUCTURE FILTER WRAP

- NOTES:
1. FILTER WRAP TO BE PLACED IN ALL MANHOLES AS SHOWN.
2. FABRIC SHALL BE IN CONFORMANCE WITH MATERIALS SPECIFIED FOR SILT FENCE.
3. FABRIC SHALL OVERLAY FRAME BY 2 INCHES (MINIMUM).
4. CONTRACTOR SHALL CLEAR DEBRIS AND SILT AS REQUIRED FROM FABRIC TO MAINTAIN DRAINAGE THROUGH THE STRUCTURE.
5. FABRIC SHALL REMAIN IN PLACE UNTIL TURFED AREAS HAVE DEVELOPED A MINIMUM OF 80% OF COVERAGE.
6. COST OF FILTER WRAP SHALL BE INCIDENTAL TO INLET PROTECTION.



- LEGEND
- PROPOSED SEEDING AND MULCHING (5.4 ACRES)
- LIMITS OF SEEDING AND MULCHING
- PROPOSED INLET PROTECTION (23 EACH)

- LANDSCAPING NOTES:
1. OUTER LIMITS OF SEEDING AND MULCHING TO FOLLOW THE LIMITS SHOWN ON THIS SHEET.
2. SEE CROSS SECTIONS AND STAKING PLANS FOR ADDITIONAL CONSTRUCTION LIMITS INFORMATION.
3. SEE STAKING PLAN, SHEET 24, FOR BASELINE/ALIGNMENT DATA.

Table with 4 columns: No., Drawing Issue Description, Date, By. Contains a grid for tracking drawing issues.

Date: JANUARY 11, 2008
Sheet Title: LANDSCAPING AND STORM WATER POLLUTION PREVENTION PLAN

07A0102
Project Number
LDH 10/30/07
Layout By Date
LDH 10/30/07
Designed By Date
RMH 01/08/08
Reviewed By Date
LDH
Drawn By Sheet No. 7

4: (07A005) (0083) (07A0102) (LORAWINGS) SHEET 15 (07-LANDSCAPING.DWG APR 11, 2008 & 11AM HAUSKORBZ



HANSON PROFESSIONAL SERVICES INC.

815 Commerce Drive, Suite 200
Oak Brook, Illinois 60523
Telephone: 630.990.3800
Fax: 630.990.3801

Illinois Professional Design Firm
Registration No. 184-001084

© Copyright Hanson Professional Service Inc. 2007



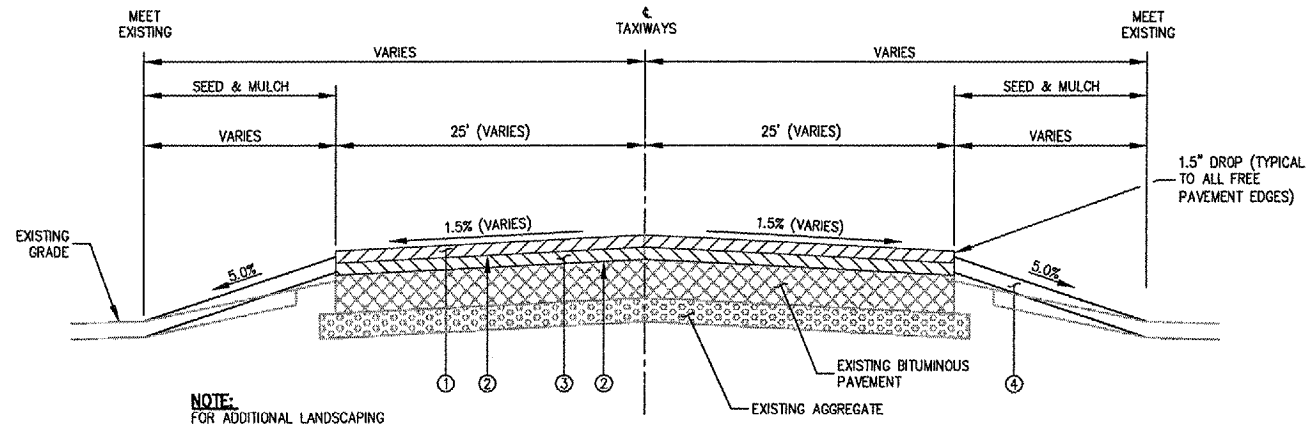
WAUKEGAN REGIONAL AIRPORT
WAUKEGAN PORT DISTRICT

3580 North McAree Road
Waukegan, Illinois 60087
Telephone: 847.244.0066
Fax: 847.244.3813

WAUKEGAN REGIONAL AIRPORT
WAUKEGAN, ILLINOIS

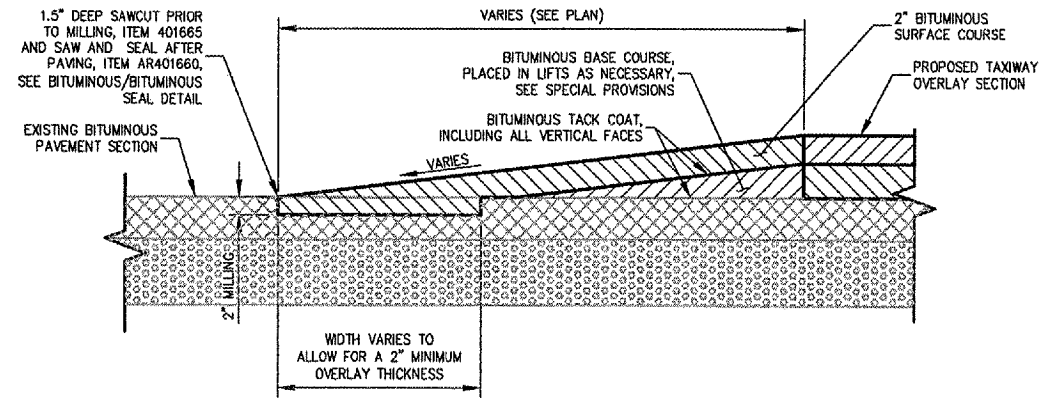
REPAIR AND OVERLAY WEST
PORTION OF TAXIWAY A

AIP PROJECT NO. 3-17-0105-B39
IDA PROJECT NO. UGN-3751



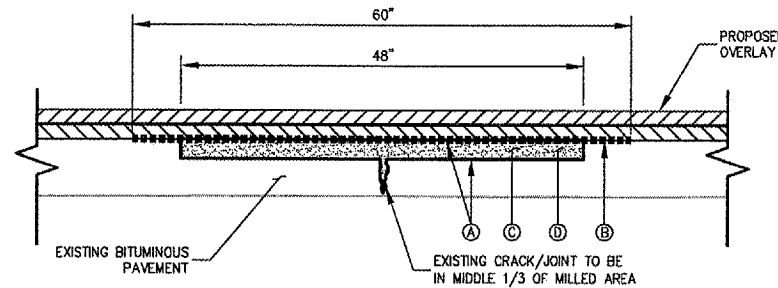
NOTE:
FOR ADDITIONAL LANDSCAPING
INFORMATION, SEE LANDSCAPING PLAN.

TAXIWAY OVERLAY TYPICAL SECTION



BITUMINOUS TAPER DETAIL

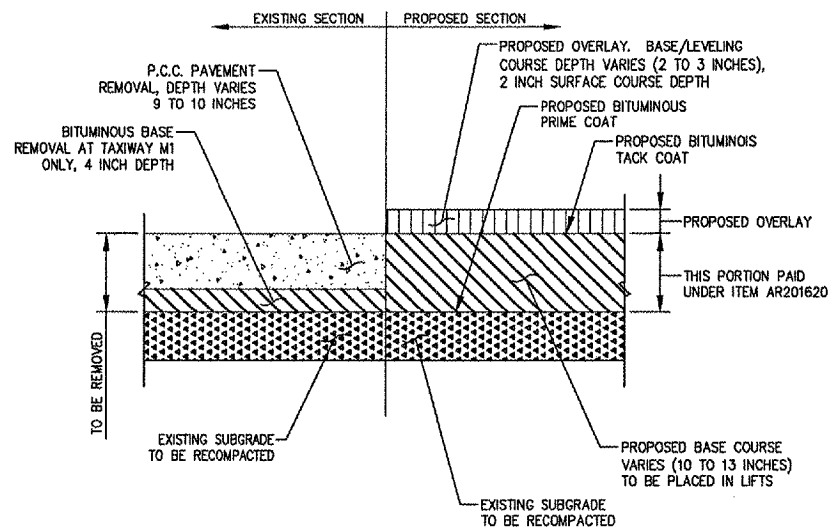
OVERLAY LEGEND	
①	PROPOSED 2 INCH BITUMINOUS SURFACE COURSE, ITEM AR401610.
②	PROPOSED BITUMINOUS TACK COAT, ITEM AR603510.
③	PROPOSED BITUMINOUS BASE LEVELING COURSE (DEPTH VARIES APPROXIMATELY 2\"/>



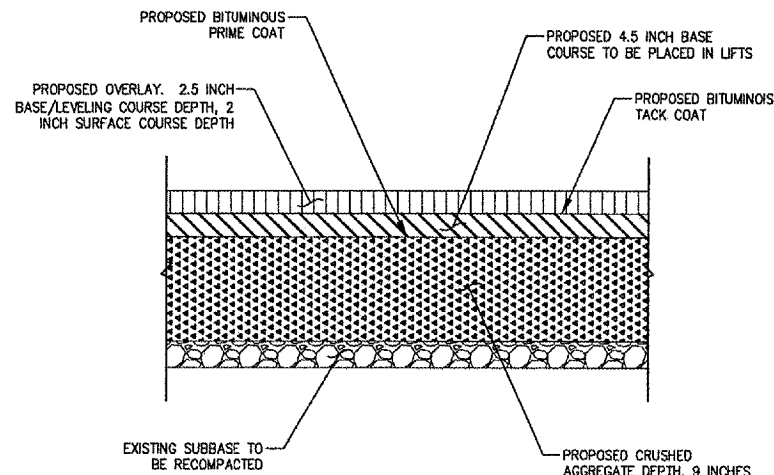
NOTES:

- TACK COAT SHALL BE APPLIED TO MILLED SURFACE OUTSIDE OF CRACK CONTROL MATERIAL.
- MILLING AND BITUMINOUS SAND MIX QUANTITIES BASED ON 48\"/>

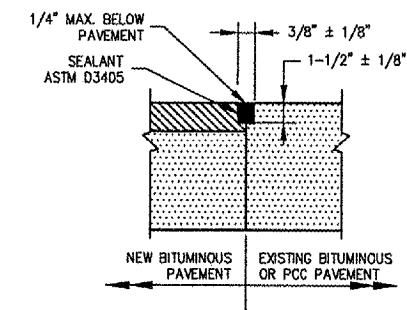
CRACK REPAIR LEGEND	
Ⓐ	PROPOSED BITUMINOUS TACK COAT, ITEM AR603510.
Ⓑ	CRACK CONTROL MATERIAL (60\"/>



P.C.C. PAVEMENT REMOVAL AND BITUMINOUS REPLACEMENT



BITUMINOUS FILLET SECTION



NOTE:

ALL BITUMINOUS/BITUMINOUS AND BITUMINOUS/PCC JOINT SEALING TO BE PAID UNDER SAW AND SEAL BITUMINOUS JOINTS, ITEM AR401660.

BITUMINOUS/BITUMINOUS OR BITUMINOUS/PCC SEAL

No.	Drawing Issue	Description	Date	By

Date
JANUARY 11, 2008
Sheet Title

TYPICAL SECTIONS AND PAVEMENT DETAILS

07A0102	Project Number
LDH	10/30/07
LDH	10/30/07
LDH	01/08/08
LDH	---

DETAILS SHOWN ARE NOT TO SCALE

I:\07-085\0837\07A0102\DRAWINGS\SHEETS\08-TYPICAL SECTIONS & PAVEMENT DETAILS.DWG APR 11, 2008 8:11AM HAUSKODERZ



HANSON PROFESSIONAL SERVICES INC.

815 Commerce Drive, Suite 200
Oak Brook, Illinois 60523
Telephone: 630.990.3800
Fax: 630.990.3801

Illinois Professional Design Firm
Registration No. 184-001084

© Copyright Hanson Professional Service Inc. 2007



WAUKEGAN REGIONAL AIRPORT
WAUKEGAN PORT DISTRICT

3580 North McAree Road
Waukegan, Illinois 60087
Telephone: 847.244.0066
Fax: 847.244.3813

WAUKEGAN REGIONAL AIRPORT
WAUKEGAN, ILLINOIS

REPAIR AND OVERLAY WEST
PORTION OF TAXIWAY A

AIP PROJECT NO. 3-17-0105-B39
IDA PROJECT NO. UGN-3751

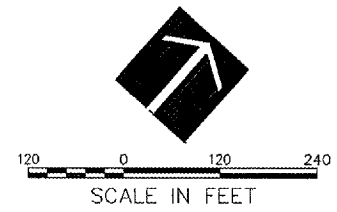
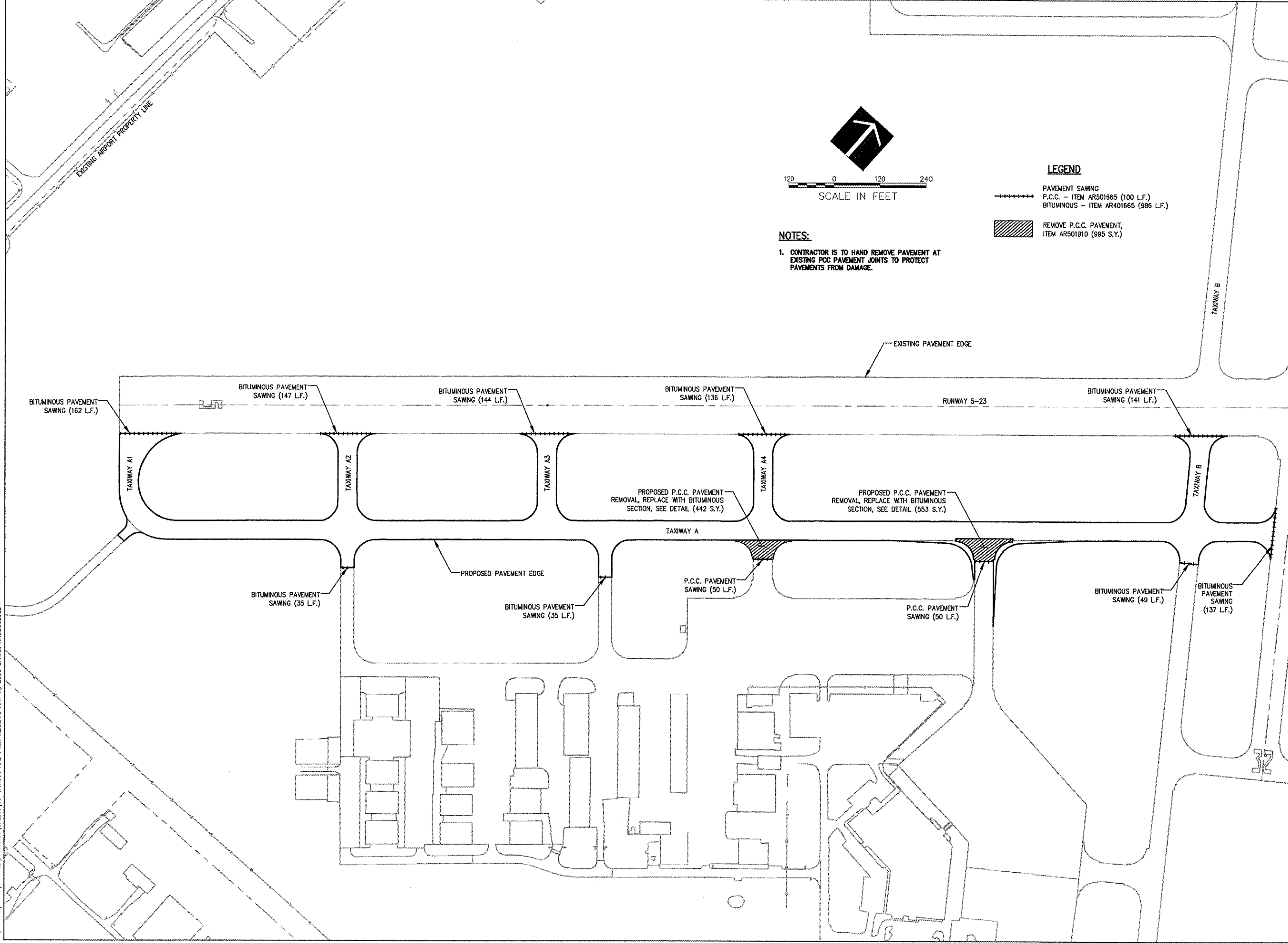
No.	Drawing Issue Description	Date	By

Date
JANUARY 11, 2008

Sheet Title

**SAWCUT AND PAVEMENT
REMOVAL PLAN**

07A0102
Project Number
LDH 10/30/07
Layout By Date
LDH 10/30/07
Designed By Date
RMH 01/08/08
Reviewed By Date
LDH
Drawn By Sheet No.



LEGEND

PAVEMENT SAWING
 P.C.C. - ITEM AR501665 (100 L.F.)
 BITUMINOUS - ITEM AR401665 (986 L.F.)

REMOVE P.C.C. PAVEMENT,
 ITEM AR501910 (995 S.Y.)

NOTES:

1. CONTRACTOR IS TO HAND REMOVE PAVEMENT AT
 EXISTING PCC PAVEMENT JOINTS TO PROTECT
 PAVEMENTS FROM DAMAGE.

4: 1072395 (08/07) 107A0102 (08/07) SHEETS 109-SAWCUT AND PAVEMENT REMOVAL PLAN APR 11, 2008 8:11AM HAU500082



HANSON PROFESSIONAL SERVICES INC.

815 Commerce Drive, Suite 200
Oak Brook, Illinois 60523
Telephone: 630.990.3800
Fax: 630.990.3801

Illinois Professional Design Firm
Registration No. 184-001084

© Copyright Hanson Professional Service Inc. 2007



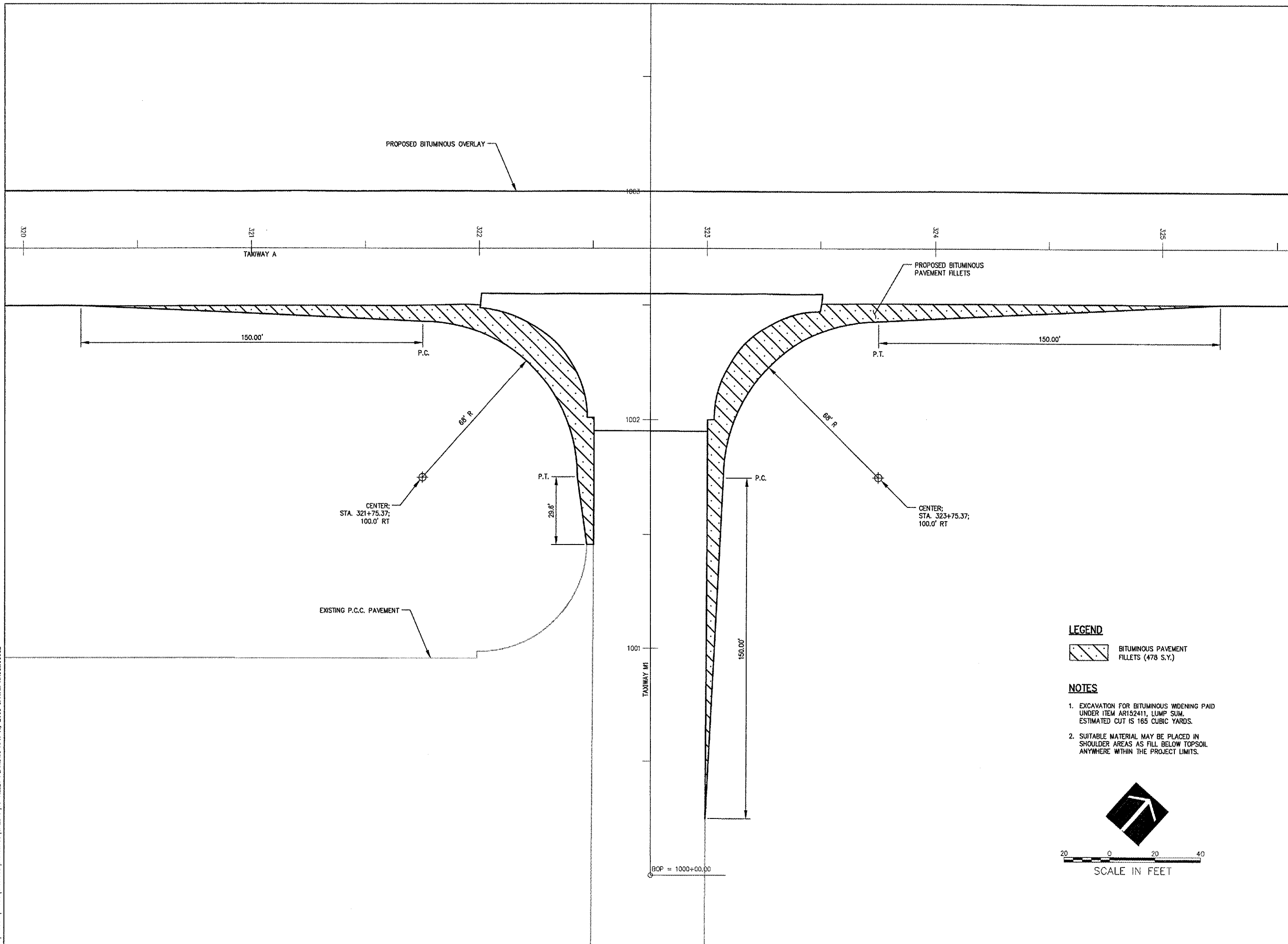
WAUKEGAN REGIONAL AIRPORT
WAUKEGAN PORT DISTRICT

3580 North McAree Road
Waukegan, Illinois 60087
Telephone: 847.244.0066
Fax: 847.244.3813

WAUKEGAN REGIONAL AIRPORT
WAUKEGAN, ILLINOIS

REPAIR AND OVERLAY WEST
PORTION OF TAXIWAY A

AIP PROJECT NO. 3-17-0105-B39
IDA PROJECT NO. UGN-3751



LEGEND

BITUMINOUS PAVEMENT
FILLETS (478 S.Y.)

NOTES

- EXCAVATION FOR BITUMINOUS WIDENING PAID UNDER ITEM AR152411, LUMP SUM. ESTIMATED CUT IS 165 CUBIC YARDS.
- SUITABLE MATERIAL MAY BE PLACED IN SHOULDER AREAS AS FILL BELOW TOPSOIL ANYWHERE WITHIN THE PROJECT LIMITS.

No.	Drawing Issue	Description	Date	By

Date
JANUARY 11, 2008
Sheet Title

BITUMINOUS FILLET PLAN

Project Number	07A0102
Layout By	LDH
Date	10/31/07
Designed By	LDH
Date	10/31/07
Reviewed By	RMH
Date	01/08/08
Drawn By	LDH
Sheet No.	10

4: 1072005 (0003) 07A0102 (PARAWINGS) SHEETS 10-FILLET PLAN/NOV APR 11, 2008 8:11AM HAUSM006B2



VERTICAL SCALE IN FEET

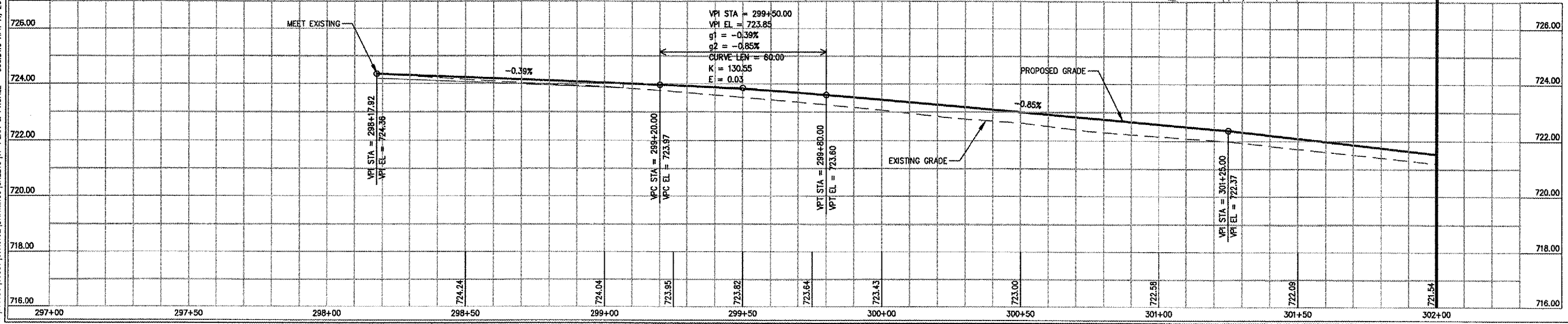
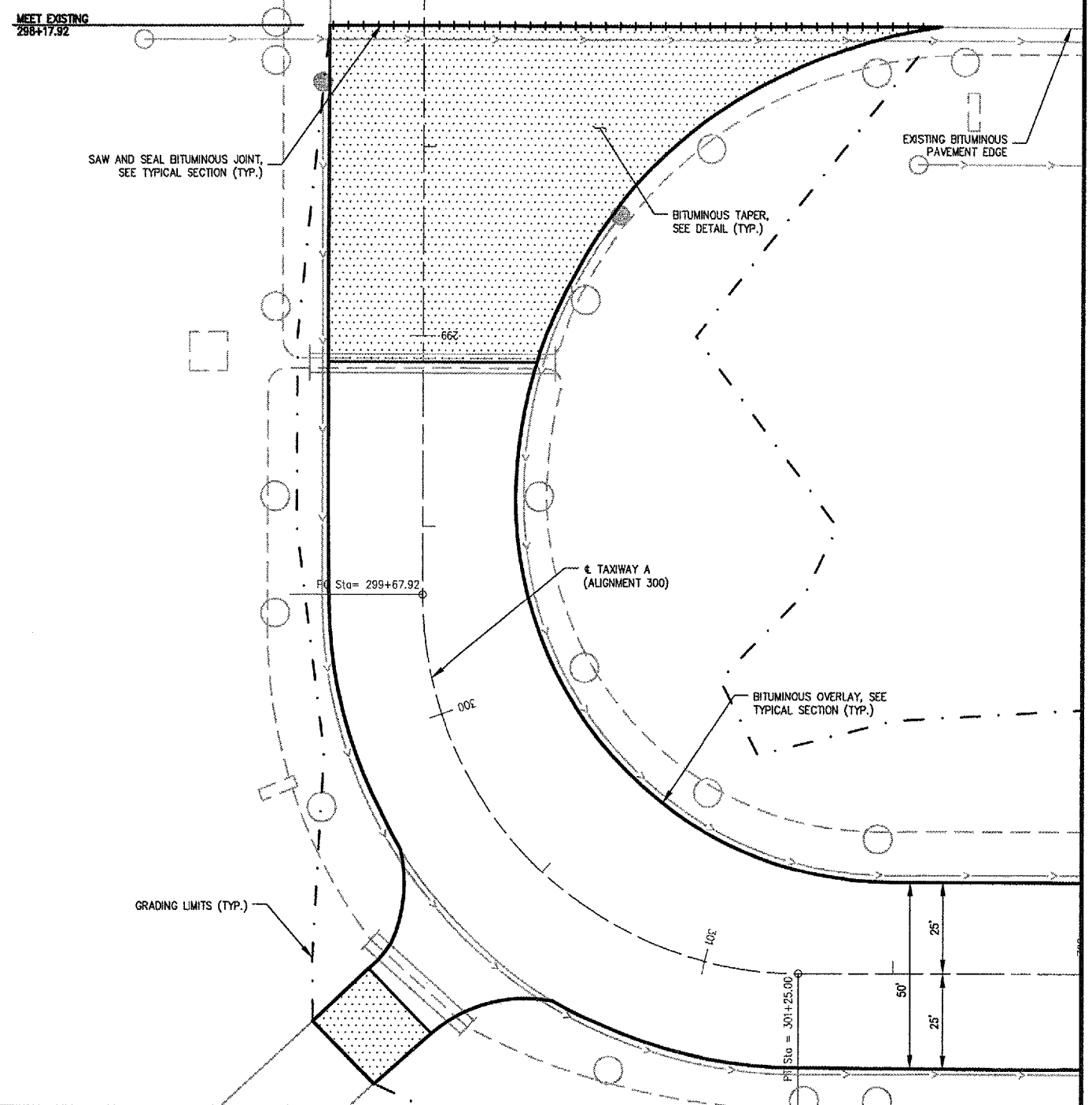
HORIZONTAL SCALE IN FEET

NOTES:

- 1. FOR ALIGNMENT DATA, SEE ALIGNMENT DATA TABLE, SHEET 24.
- 2. PAVEMENT EDGES ARE TO MATCH EXISTING LOCATIONS.
- 3. EXISTING ELECTRICAL HAS BEEN OMITTED FOR CLARITY. CONTRACTOR MUST FIELD VERIFY LOCATIONS.
- 4. UTILITIES NOT SHOWN IN PROFILE.
- 5. FOR ADDITIONAL SAW AND SEAL INFORMATION, SEE STAGING PLAN AND TYPICAL SECTIONS.

LEGEND:

- PROPOSED GRADING LIMITS
- PROPOSED SAW & SEAL BITUMINOUS JOINT
- PROPOSED BITUMINOUS TAPER
- EXISTING STORM SEWER
- EXISTING ELECTRICAL
- EXISTING UNDERDRAIN
- EXISTING STORM SEWER MANHOLE
- EXISTING STORM INLET
- EXISTING TAXIWAY LIGHT



MATCH LINE STA. 302+00

WA059



HANSON PROFESSIONAL SERVICES INC.

815 Commerce Drive, Suite 200
Oak Brook, Illinois 60523
Telephone: 630.990.3800
Fax: 630.990.3801

Illinois Professional Design Firm
Registration No. 184-001084

© Copyright Hanson Professional Service Inc. 2007



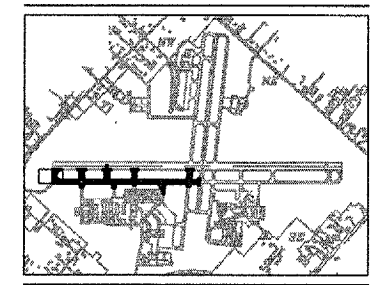
WAUKEGAN REGIONAL AIRPORT
WAUKEGAN PORT DISTRICT

3580 North McAree Road
Waukegan, Illinois 60087
Telephone: 847.244.0066
Fax: 847.244.3813

WAUKEGAN REGIONAL AIRPORT
WAUKEGAN, ILLINOIS

REPAIR AND OVERLAY WEST
PORTION OF TAXIWAY A

AIP PROJECT NO. 3-17-0105-B39
IDA PROJECT NO. UGN-3751



No.	Drawing Issue Description	Date	By

Date
JANUARY 11, 2008

Sheet Title
**PLAN AND PROFILE
TAXIWAY A
STA. 298+17.92 THRU
STA. 302+00**

07A0102	Project Number
LDH	10/24/07
LDH	10/24/07
LDH	01/08/08
LDH	---

Drawn By: LDH
Sheet No.: 11



HANSON PROFESSIONAL SERVICES INC.

815 Commerce Drive, Suite 200
Oak Brook, Illinois 60523
Telephone: 630.990.3800
Fax: 630.990.3801

Illinois Professional Design Firm
Registration No. 184-001084

© Copyright Hanson Professional Service Inc. 2007



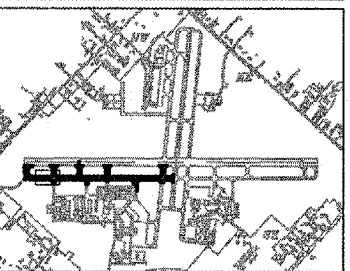
WAUKEGAN REGIONAL AIRPORT
WAUKEGAN PORT DISTRICT

3580 North McAree Road
Waukegan, Illinois 60087
Telephone: 847.244.0066
Fax: 847.244.3813

WAUKEGAN REGIONAL AIRPORT
WAUKEGAN, ILLINOIS

REPAIR AND OVERLAY WEST
PORTION OF TAXIWAY A

AIP PROJECT NO. 3-17-0105-B39
IDA PROJECT NO. UGN-3751



No.	Drawing Issue Description	Date	By

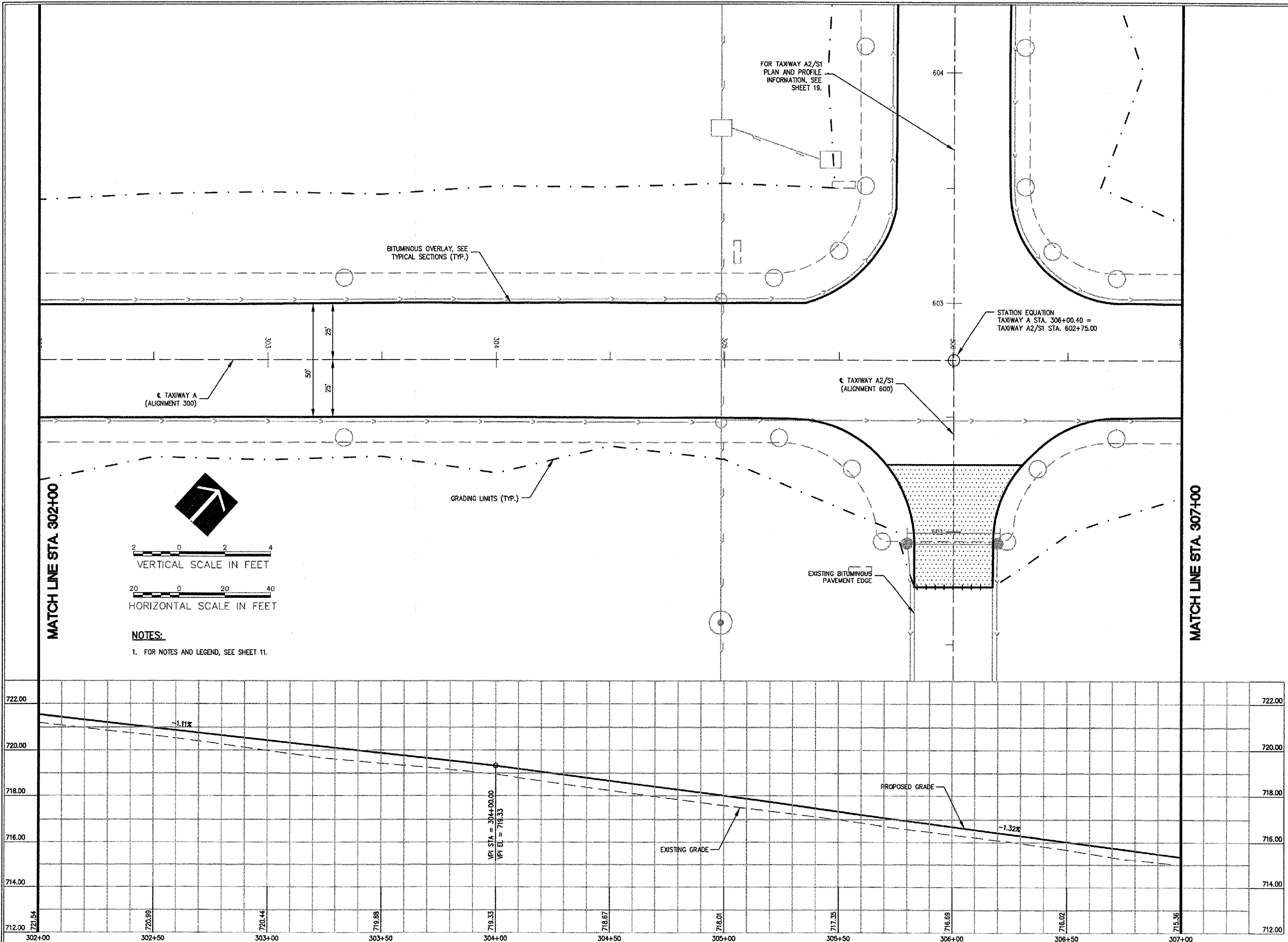
Date

JANUARY 11, 2008

Sheet Title

**PLAN AND PROFILE
TAXIWAY A
STA. 302+00 THRU
STA. 307+00**

07A0102	Project Number
LDH	10/25/07
LDH	10/25/07
LDH	10/25/07
LDH	10/25/07
RMH	01/08/08
LDH	---
LDH	---
LDH	---



VERTICAL SCALE IN FEET

HORIZONTAL SCALE IN FEET

NOTES:
1. FOR NOTES AND LEGEND, SEE SHEET 11.

I:\07\0051\0051\07A0102\DRAWINGS\07A0102\PLAN & PROFILE - 3D.DWG, APR 11, 2008 @ 11:41 AM, HANSON0662



HANSON PROFESSIONAL SERVICES INC.

815 Commerce Drive, Suite 200
Oak Brook, Illinois 60523
Telephone: 630.990.3800
Fax: 630.990.3801

Illinois Professional Design Firm
Registration No. 184-001084

© Copyright Hanson Professional Service Inc. 2007



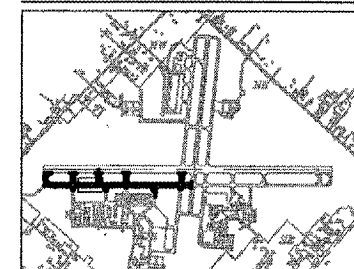
WAUKEGAN REGIONAL AIRPORT
WAUKEGAN PORT DISTRICT

3580 North McAree Road
Waukegan, Illinois 60087
Telephone: 847.244.0066
Fax: 847.244.3813

WAUKEGAN REGIONAL AIRPORT
WAUKEGAN, ILLINOIS

REPAIR AND OVERLAY WEST
PORTION OF TAXIWAY A

AIP PROJECT NO. 3-17-0105-B39
IDA PROJECT NO. UGN-3751



No.	Drawing Issue Description	Date	By

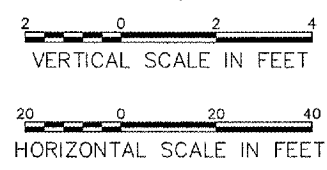
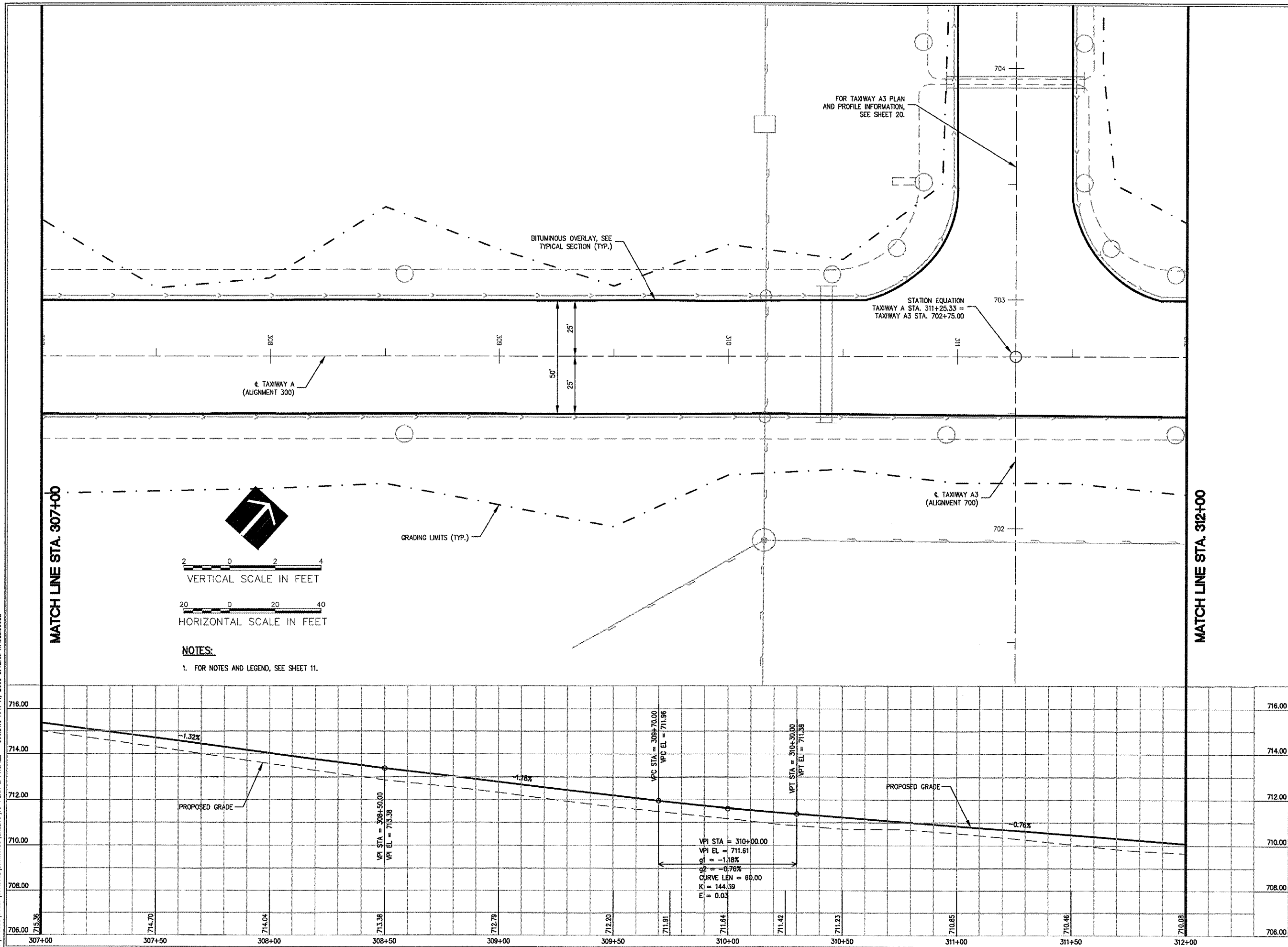
Date

JANUARY 11, 2008

Sheet Title

PLAN AND PROFILE
TAXIWAY A
STA. 307+00 THRU
STA. 312+00

Project Number	07A0102
LDH	10/25/07
Layout By	Date
LDH	10/25/07
Designed By	Date
RMH	01/08/08
Reviewed By	Date
LDH	---
Drawn By	Sheet No.



NOTES:
1. FOR NOTES AND LEGEND, SEE SHEET 11.

I:\07\085\0803\07A0102\DRAWINGS\SHEETS\13-PLAN & PROFILE - J080808.APR 11, 2008 8:12AM HANSON08082



HANSON PROFESSIONAL SERVICES INC.

815 Commerce Drive, Suite 200
Oak Brook, Illinois 60523
Telephone: 630.990.3800
Fax: 630.990.3801

Illinois Professional Design Firm
Registration No. 184-001084

© Copyright Hanson Professional Service Inc. 2007



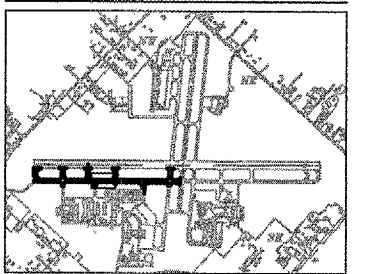
WAUKEGAN REGIONAL AIRPORT
WAUKEGAN PORT DISTRICT

3580 North McAree Road
Waukegan, Illinois 60087
Telephone: 847.244.0066
Fax: 847.244.3813

WAUKEGAN REGIONAL AIRPORT
WAUKEGAN, ILLINOIS

REPAIR AND OVERLAY WEST
PORTION OF TAXIWAY A

AIP PROJECT NO. 3-17-0105-B39
IDA PROJECT NO. UGN-3751



No.	Drawing Issue Description	Date	By

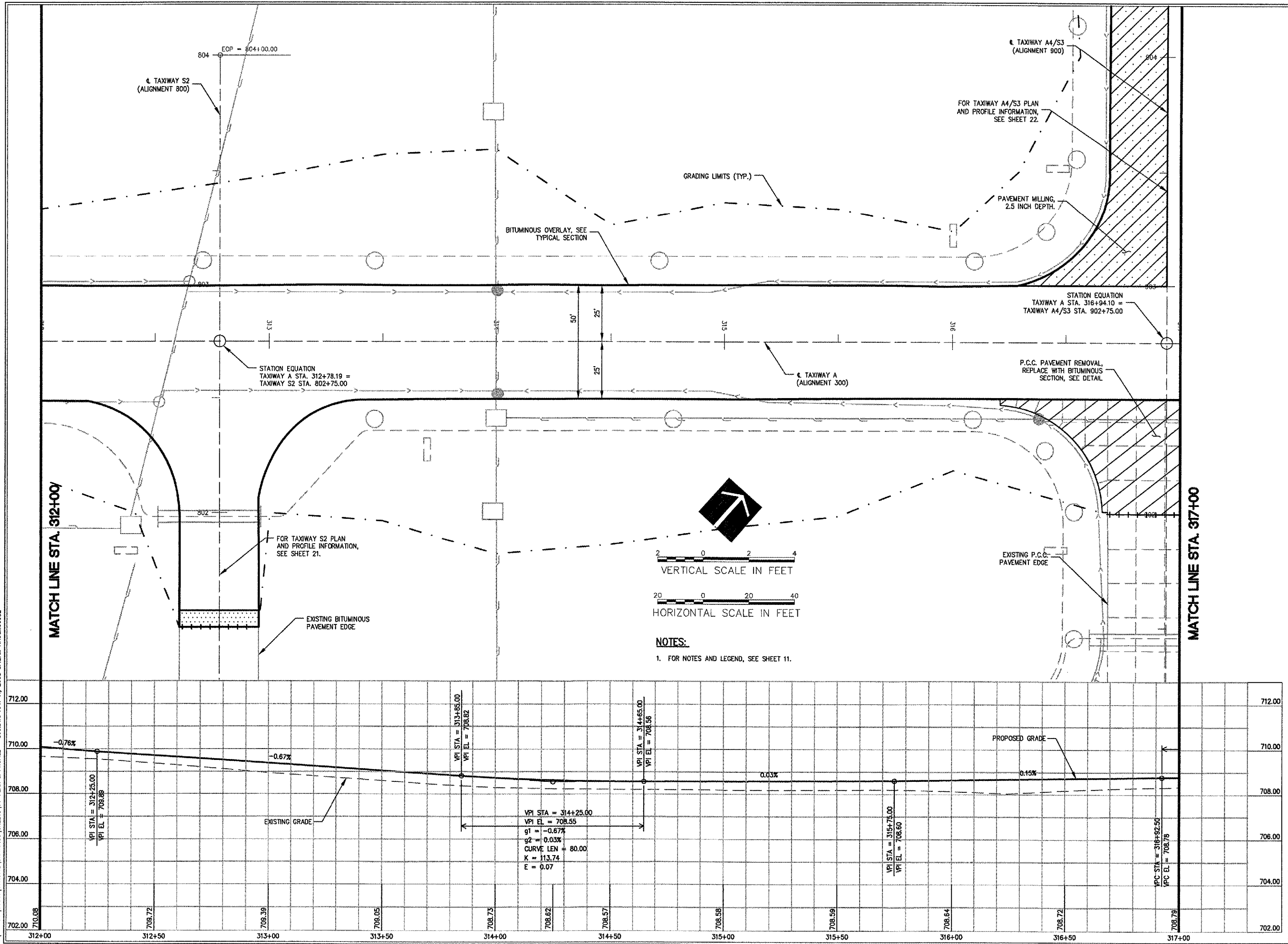
Date

JANUARY 11, 2008

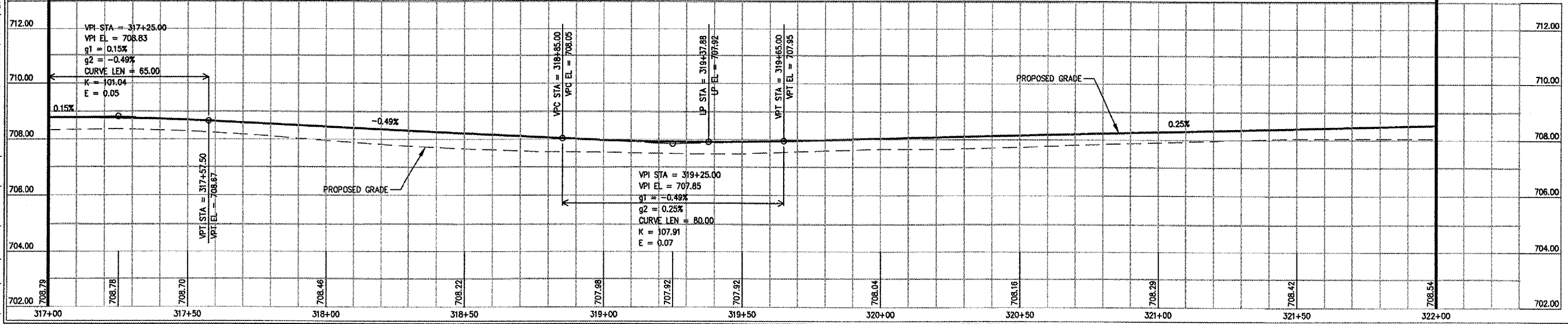
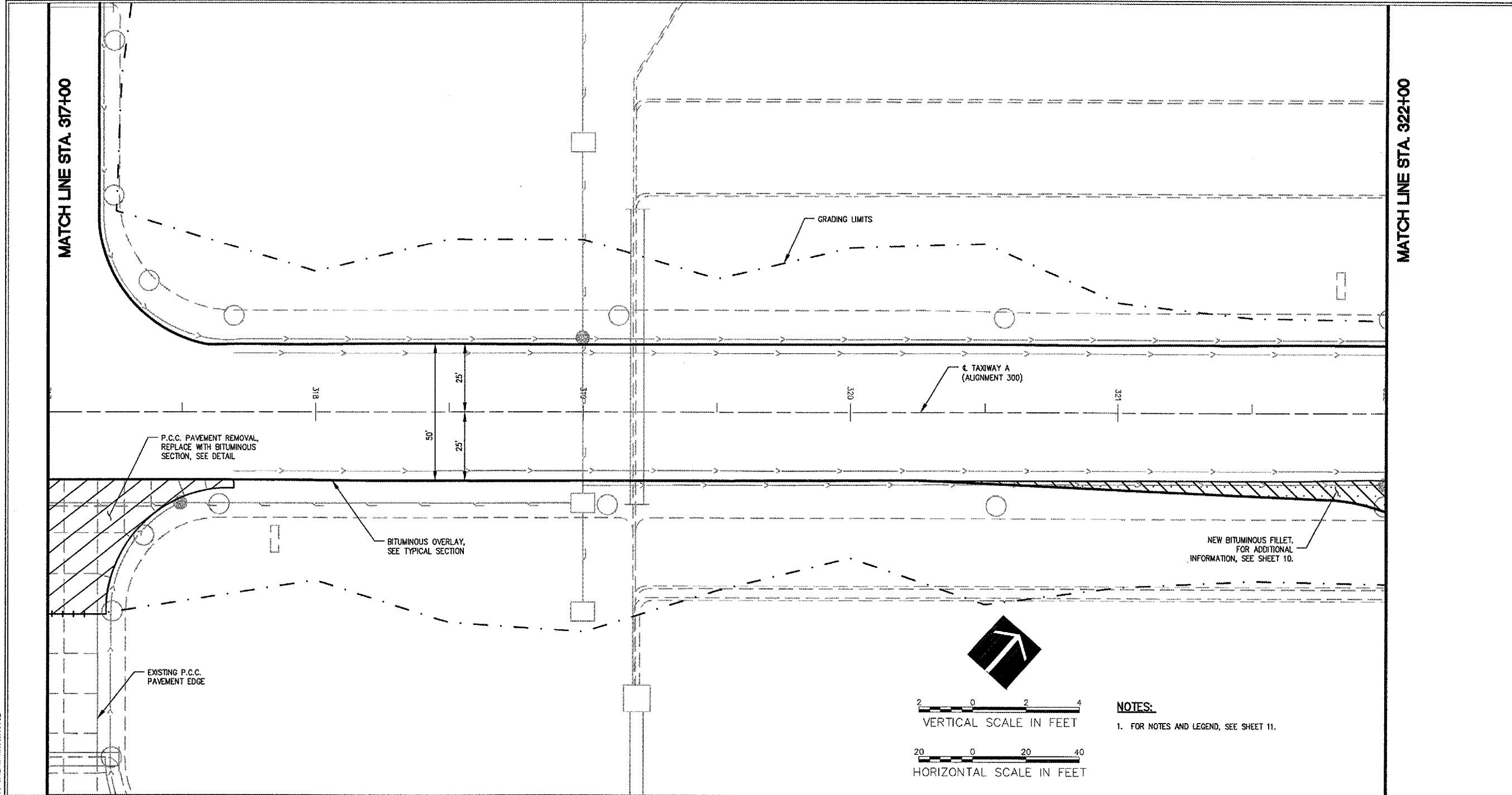
Sheet Title

**PLAN AND PROFILE
TAXIWAY A
STA. 312+00 THRU
STA. 317+00**

07A0102	Project Number
LDH	10/25/07
LDH	10/25/07
LDH	01/08/08
LDH	
LDH	



1. 10/25/07 10:03:37 [07A0102] DRAWINGS [SHEETS] 14 - PLAN & PROFILE - 300.DWG APR 11, 2008 @ 12:44 HANSON00002



WA059

HANSON

HANSON PROFESSIONAL SERVICES INC.

815 Commerce Drive, Suite 200
Oak Brook, Illinois 60523
Telephone: 630.990.3800
Fax: 630.990.3801

Illinois Professional Design Firm
Registration No. 184-001084

© Copyright Hanson Professional Service Inc. 2007

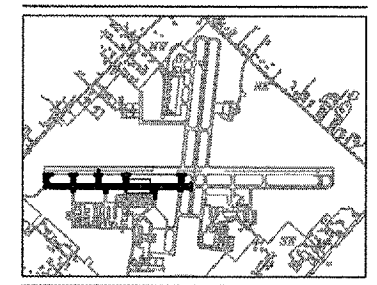
**WAUKEGAN REGIONAL AIRPORT
WAUKEGAN PORT DISTRICT**

3580 North McAree Road
Waukegan, Illinois 60087
Telephone: 847.244.0066
Fax: 847.244.3813

**WAUKEGAN REGIONAL AIRPORT
WAUKEGAN, ILLINOIS**

**REPAIR AND OVERLAY WEST
PORTION OF TAXIWAY A**

AIP PROJECT NO. 3-17-0105-B39
IDA PROJECT NO. UGN-3751



No.	Drawing Issue Description	Date	By

Date
JANUARY 11, 2008

Sheet Title
**PLAN AND PROFILE
TAXIWAY A
STA. 317+00 THRU
STA. 322+00**

07A0102
Project Number
LDH 10/25/07
Layout By Date
LDH 10/25/07
Designed By Date
RMH 01/08/08
Reviewed By Date
LDH
Drawn By
Sheet No. 15

4: 107406510087 [07A0102] DRAWINGS [SHEETS] 15-PLAN & PROFILE - JODLING APR 11, 2008 @ 12:44 HAUSMIDRBE



HANSON PROFESSIONAL SERVICES INC.

815 Commerce Drive, Suite 200
Oak Brook, Illinois 60523
Telephone: 630.990.3800
Fax: 630.990.3801

Illinois Professional Design Firm
Registration No. 184-001084

© Copyright Hanson Professional Service Inc. 2007



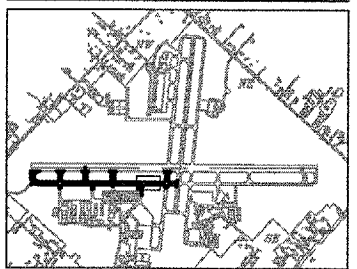
WAUKEGAN REGIONAL AIRPORT
WAUKEGAN PORT DISTRICT

3580 North McAree Road
Waukegan, Illinois 60087
Telephone: 847.244.0066
Fax: 847.244.3813

WAUKEGAN REGIONAL AIRPORT
WAUKEGAN, ILLINOIS

REPAIR AND OVERLAY WEST
PORTION OF TAXIWAY A

AIP PROJECT NO. 3-17-0105-B39
IDA PROJECT NO. UGN-3751

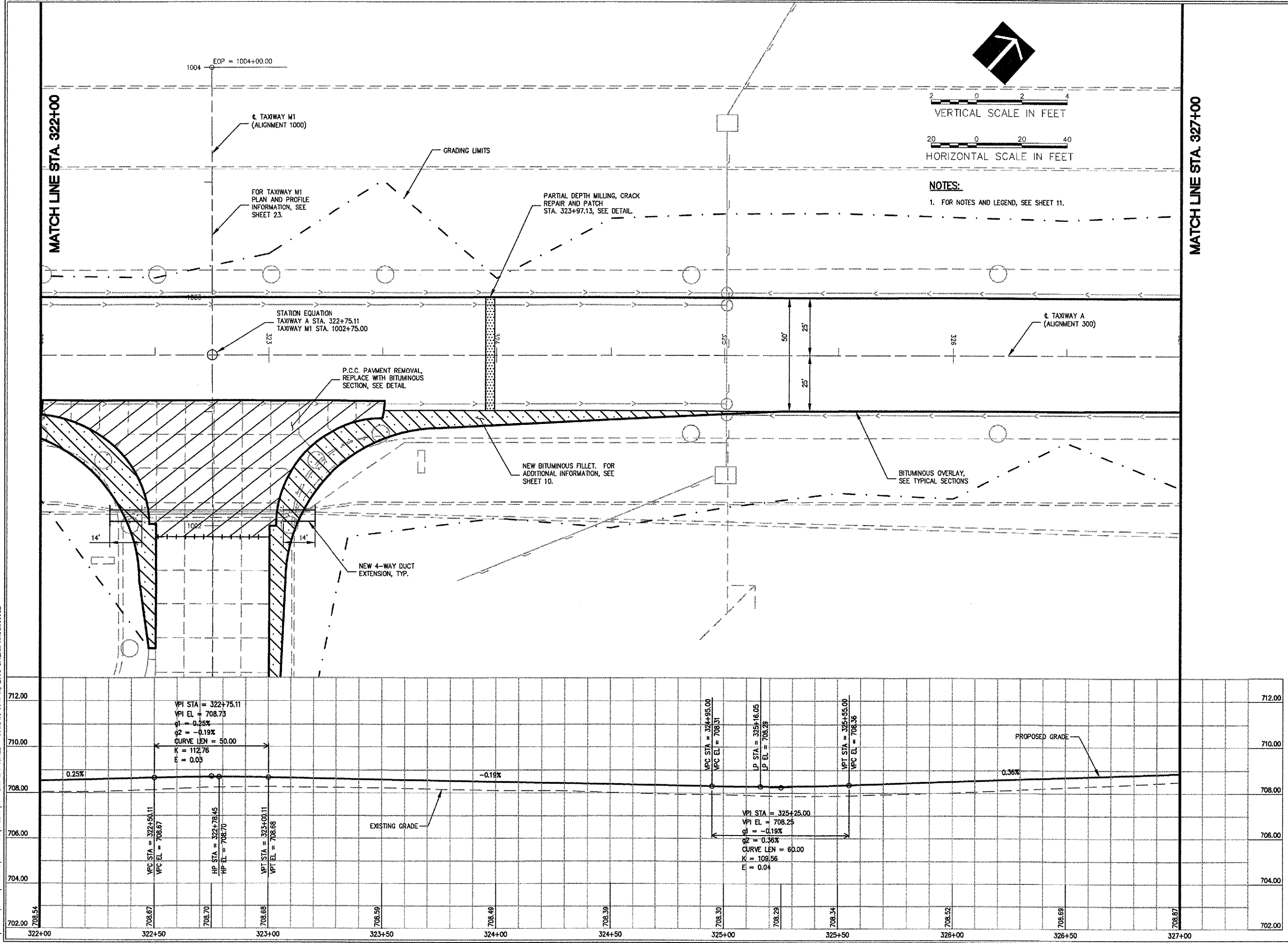


No.	Drawing Issue Description	Date	By

Date
JANUARY 11, 2008

Sheet Title
**PLAN AND PROFILE
TAXIWAY A
STA. 322+00 THRU
STA. 327+00**

07A0102
 Project Number
 LDH 10/25/07
 Layout By Date
 LDH 10/25/07
 Designed By Date
 RMH 01/08/08
 Reviewed By Date
 LDH
 Drawn By Sheet No.



I:\07A0102\00871\07A0102 DRAWINGS\SHEETS\16-PLAN & PROFILE - JOINDWG APR 11, 2008 8:12AM HANSON0802



HANSON PROFESSIONAL SERVICES INC.

815 Commerce Drive, Suite 200
Oak Brook, Illinois 60523
Telephone: 630.990.3800
Fax: 630.990.3801

Illinois Professional Design Firm
Registration No. 184-001084

© Copyright Hanson Professional Service Inc. 2007



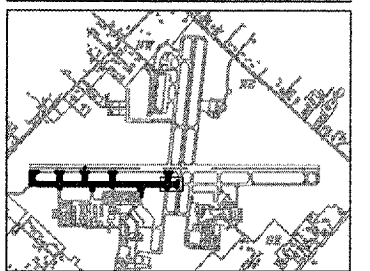
WAUKEGAN REGIONAL AIRPORT
WAUKEGAN PORT DISTRICT

3580 North McAree Road
Waukegan, Illinois 60087
Telephone: 847.244.0066
Fax: 847.244.3813

WAUKEGAN REGIONAL AIRPORT
WAUKEGAN, ILLINOIS

REPAIR AND OVERLAY WEST
PORTION OF TAXIWAY A

AIP PROJECT NO. 3-17-0105-B39
IDA PROJECT NO. UGN-3751

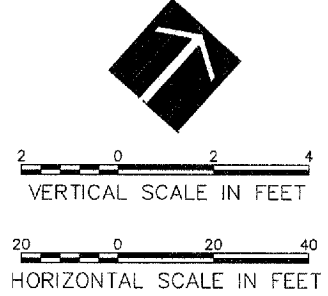
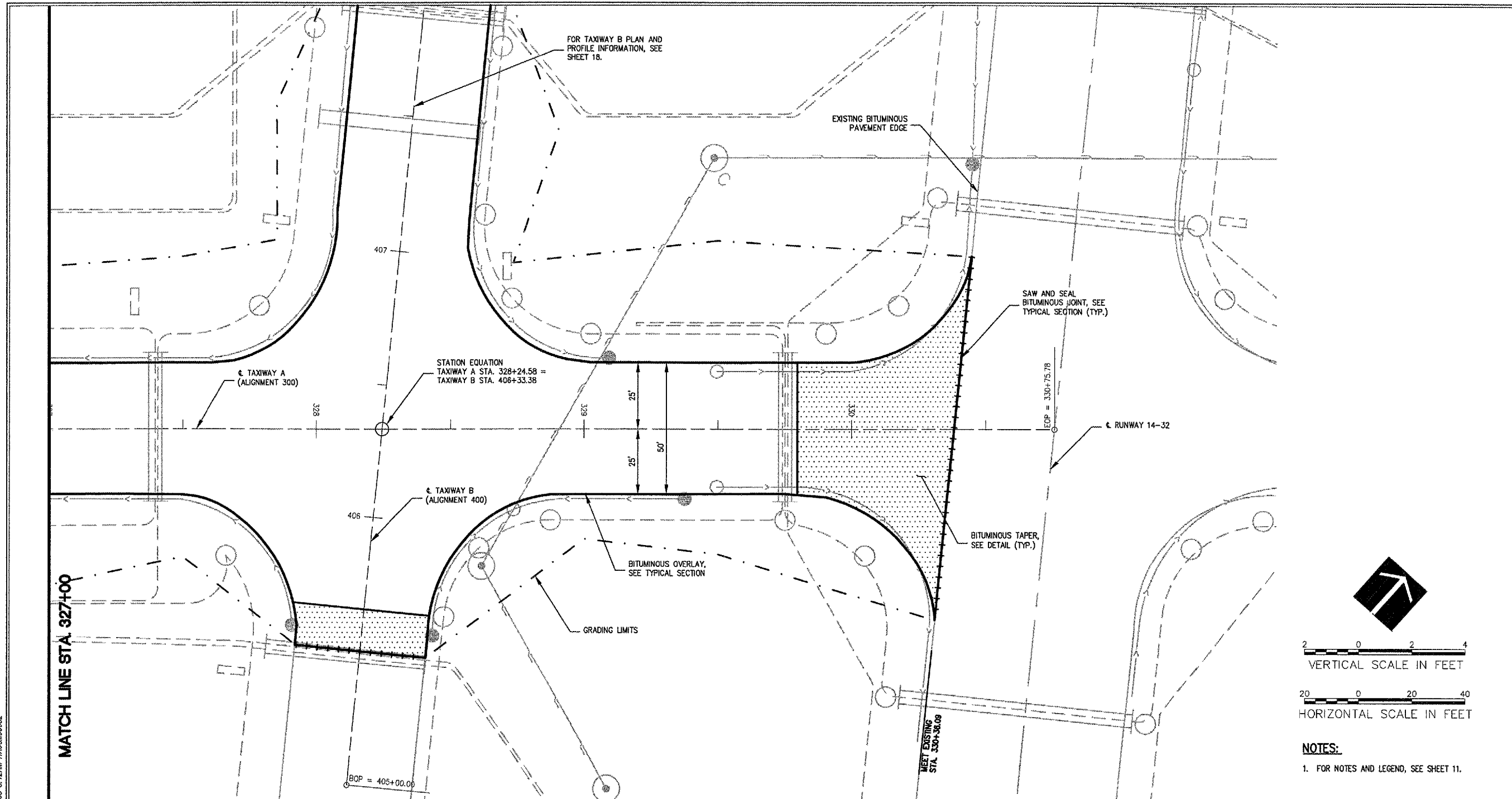


No.	Drawing Issue Description	Date	By

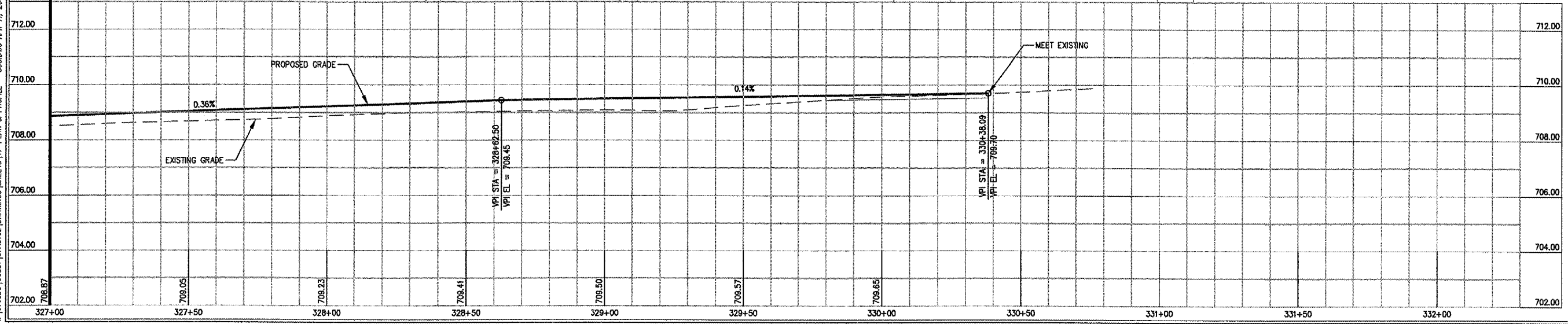
Date
JANUARY 11, 2008

Sheet Title
**PLAN AND PROFILE
TAXIWAY A
STA. 327+00 THRU
STA. 330+38.09**

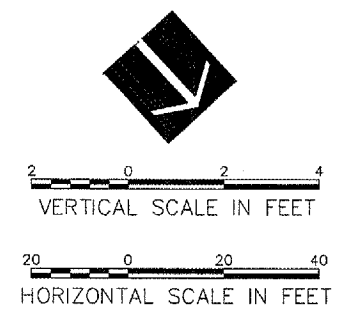
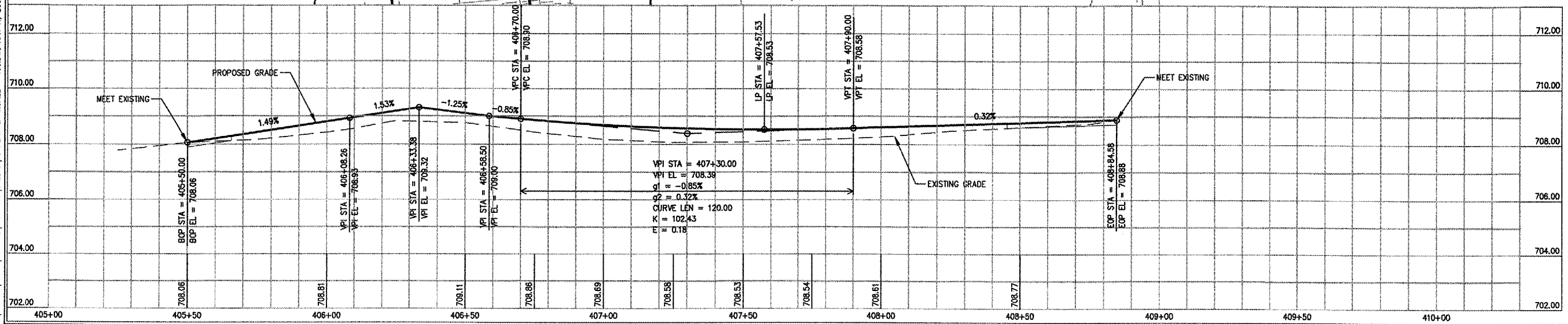
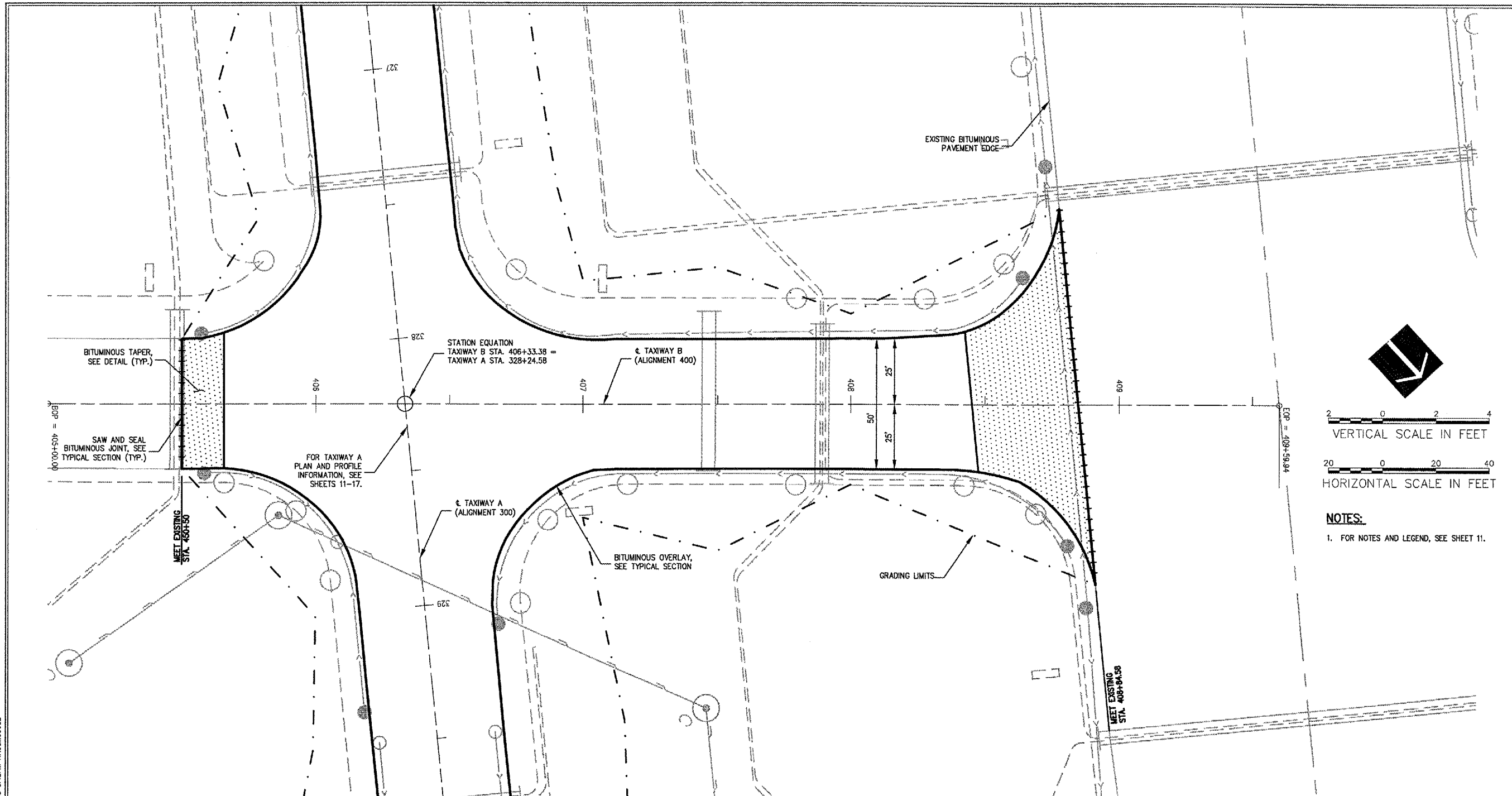
07A0102	Project Number
LDH	Date 10/26/07
LDH	Date 10/26/07
RMH	Date 01/08/08
LDH	Date
LDH	Date



NOTES:
1. FOR NOTES AND LEGEND, SEE SHEET 11.



I:\07_0851\00831\07A0102\DRAWINGS\SHEETS\17-PLAN & PROFILE - J00.DWG APR 11, 2008 8:12AM HALSIND0822



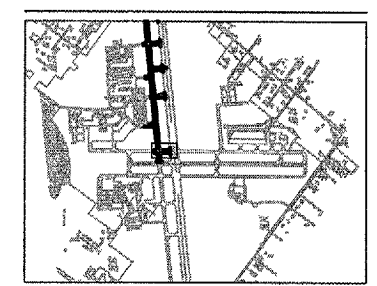
NOTES:
 1. FOR NOTES AND LEGEND, SEE SHEET 11.

WA059

HANSON
 HANSON PROFESSIONAL SERVICES INC.
 815 Commerce Drive, Suite 200
 Oak Brook, Illinois 60523
 Telephone: 630.990.3800
 Fax: 630.990.3801
 Illinois Professional Design Firm
 Registration No. 184-001084
 © Copyright Hanson Professional Service Inc. 2007


WAUKEGAN REGIONAL AIRPORT
WAUKEGAN PORT DISTRICT
 3580 North McAree Road
 Waukegan, Illinois 60087
 Telephone: 847.244.0066
 Fax: 847.244.3813

WAUKEGAN REGIONAL AIRPORT
WAUKEGAN, ILLINOIS
REPAIR AND OVERLAY WEST
PORTION OF TAXIWAY A
AIP PROJECT NO. 3-17-0105-B39
IDA PROJECT NO. UGN-3751



No.	Drawing Issue Description	Date	By

Date: JANUARY 11, 2008
 Sheet Title: PLAN AND PROFILE TAXIWAY B

PLAN AND PROFILE
TAXIWAY B
 07A0102
 Project Number
 LDH 10/26/07
 Layout By Date
 LDH 10/26/07
 Designed By Date
 RMH 01/08/08
 Reviewed By Date
 LDH
 Drawn By Sheet No.

A:\07A005\00031\07A0102\DRAWINGS\SHEETS\18-PLAN & PROFILE - 400.LIN, APR 11, 2008 8:12AM HALSKM0682



HANSON PROFESSIONAL SERVICES INC.

815 Commerce Drive, Suite 200
Oak Brook, Illinois 60523
Telephone: 630.990.3800
Fax: 630.990.3801

Illinois Professional Design Firm
Registration No. 184-001084

© Copyright Hanson Professional Service Inc. 2007



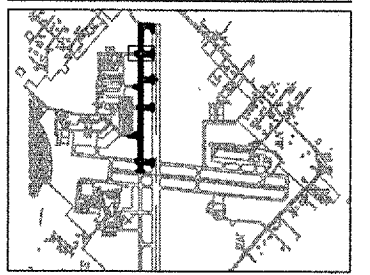
WAUKEGAN REGIONAL AIRPORT
WAUKEGAN PORT DISTRICT

3580 North McAree Road
Waukegan, Illinois 60087
Telephone: 847.244.0066
Fax: 847.244.3813

WAUKEGAN REGIONAL AIRPORT
WAUKEGAN, ILLINOIS

REPAIR AND OVERLAY WEST
PORTION OF TAXIWAY A

AIP PROJECT NO. 3-17-0105-B39
IDA PROJECT NO. UGN-3751



No.	Drawing Issue Description	Date	By

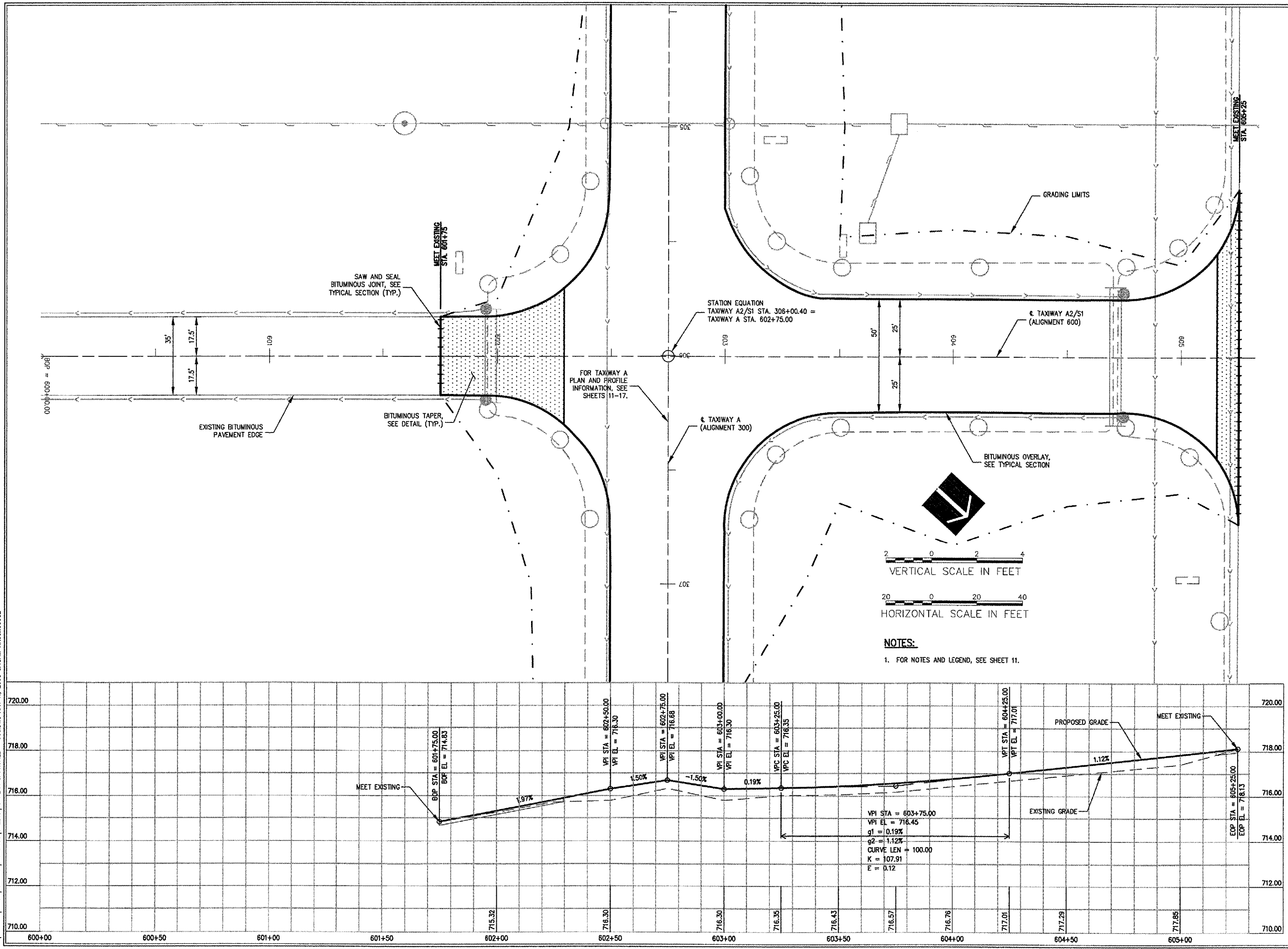
Date

JANUARY 11, 2008

Sheet Title

**PLAN AND PROFILE
TAXIWAY A2/S1**

07A0102	Project Number
LDH	10/26/07
LDH	10/26/07
RMH	01/08/08
LDH	



4: 10/26/07 (0803) 10/26/07 (0803) [DRAWINGS] SHEETS 19-PLAN & PROFILE - 600LINE APP 11, 2008 R.L.J.H. HANSON0682



HANSON PROFESSIONAL SERVICES INC.

815 Commerce Drive, Suite 200
Oak Brook, Illinois 60523
Telephone: 630.990.3800
Fax: 630.990.3801

Illinois Professional Design Firm
Registration No. 184-001084

© Copyright Hanson Professional Service Inc. 2007



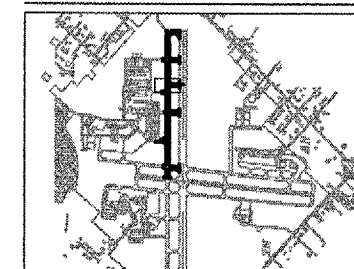
WAUKEGAN REGIONAL AIRPORT
WAUKEGAN PORT DISTRICT

3580 North McAree Road
Waukegan, Illinois 60087
Telephone: 847.244.0066
Fax: 847.244.3813

WAUKEGAN REGIONAL AIRPORT
WAUKEGAN, ILLINOIS

REPAIR AND OVERLAY WEST
PORTION OF TAXIWAY A

AIP PROJECT NO. 3-17-0105-B39
IDA PROJECT NO. UGN-3751



No.	Drawing Issue Description	Date	By

Date

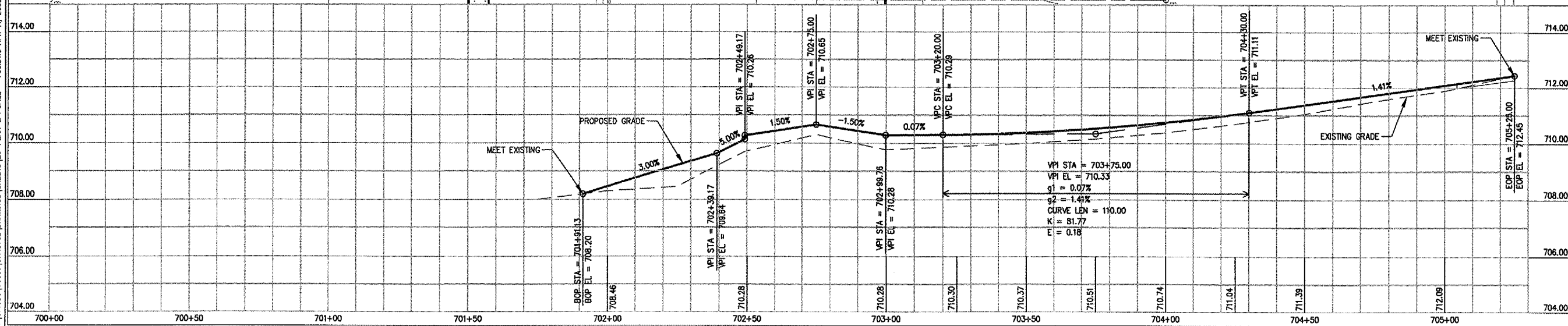
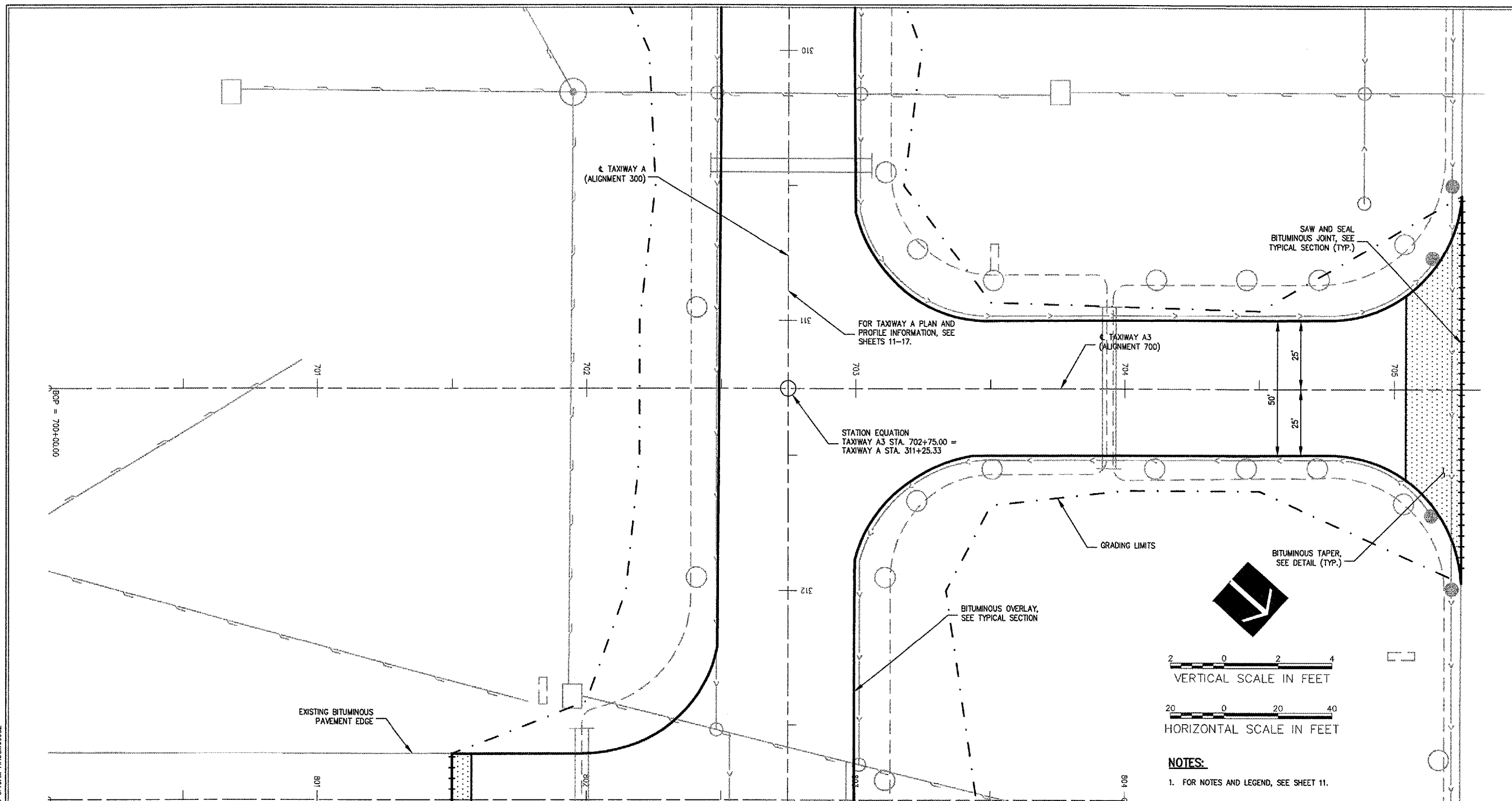
JANUARY 11, 2008

Sheet Title

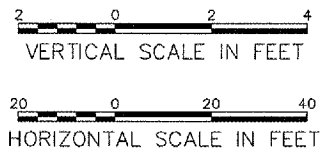
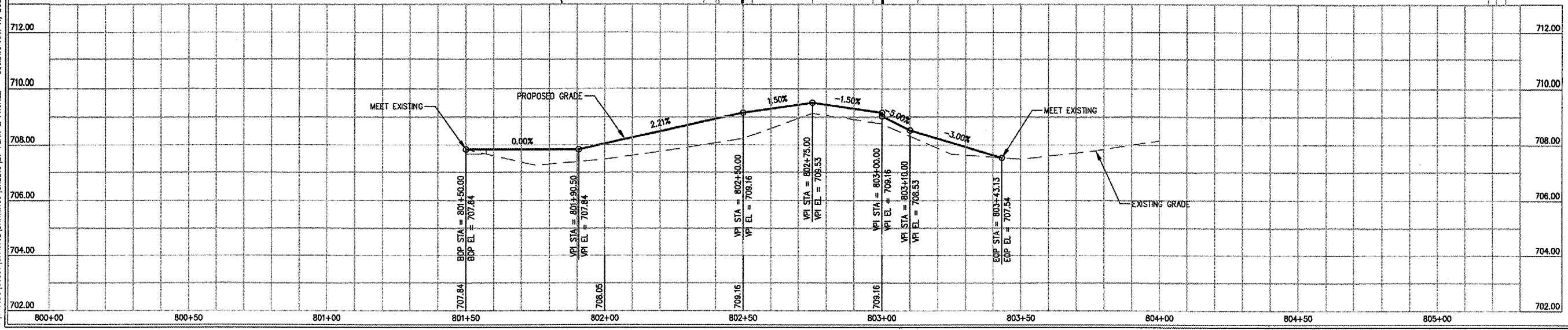
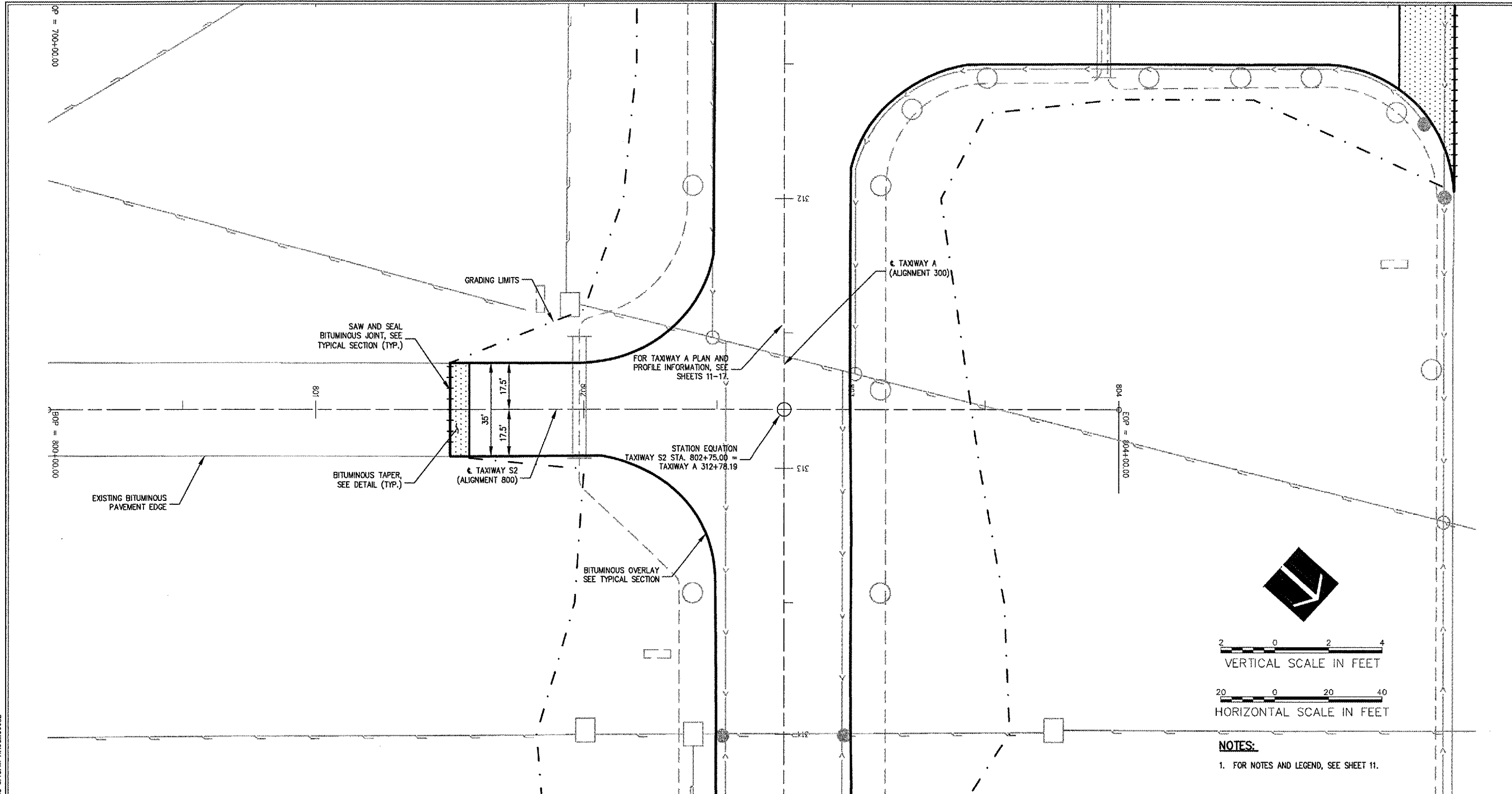
PLAN AND PROFILE
TAXIWAY A3

07A0102
Project Number
LDH 10/26/07
Layout By Date
LDH 10/26/07
Designed By Date
RMH 01/08/08
Reviewed By Date
LDH
Drawn By

20



1: 10/26/07 08:31 07A0102 [DRAWINGS] SHEETS [0-PLAN & PROFILE - 700+00 TO 705+00] 8:13AM HAUSKORBE



NOTES:
1. FOR NOTES AND LEGEND, SEE SHEET 11.

WA059



HANSON PROFESSIONAL SERVICES INC.

815 Commerce Drive, Suite 200
Oak Brook, Illinois 60523
Telephone: 630.990.3800
Fax: 630.990.3801

Illinois Professional Design Firm
Registration No. 184-001084

© Copyright Hanson Professional Service Inc. 2007



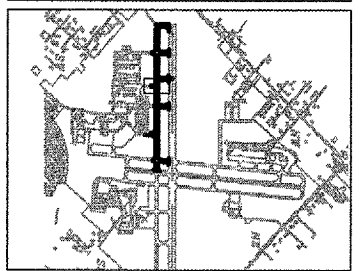
WAUKEGAN REGIONAL AIRPORT
WAUKEGAN PORT DISTRICT

3580 North McAree Road
Waukegan, Illinois 60087
Telephone: 847.244.0066
Fax: 847.244.3813

WAUKEGAN REGIONAL AIRPORT
WAUKEGAN, ILLINOIS

REPAIR AND OVERLAY WEST
PORTION OF TAXIWAY A

AIP PROJECT NO. 3-17-0105-B39
IDA PROJECT NO. UGN-3751



No.	Drawing Issue Description	Date	By

Date
JANUARY 11, 2008

Sheet Title
**PLAN AND PROFILE
TAXIWAY S2**

07A0102	Project Number
LDH	10/29/07
LDH	10/29/07
RMH	01/08/08
LDH	

4:10/2/08 [0821] 07A0102 DRAWINGS [SHEETS 2]-PLAN & PROFILE - 800.DWG, APR 11, 2008 8:13AM HANSON0802



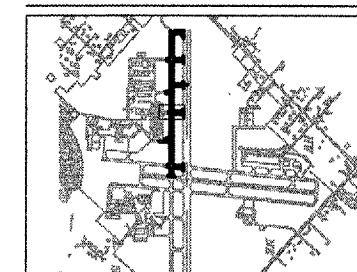
WAUKEGAN REGIONAL AIRPORT
WAUKEGAN PORT DISTRICT

3580 North McAree Road
Waukegan, Illinois 60087
Telephone: 847.244.0066
Fax: 847.244.3813

WAUKEGAN REGIONAL AIRPORT
WAUKEGAN, ILLINOIS

REPAIR AND OVERLAY WEST
PORTION OF TAXIWAY A

AIP PROJECT NO. 3-17-0105-B39
IDA PROJECT NO. UGN-3751



No.	Drawing Issue Description	Date	By

Date _____

JANUARY 11, 2008

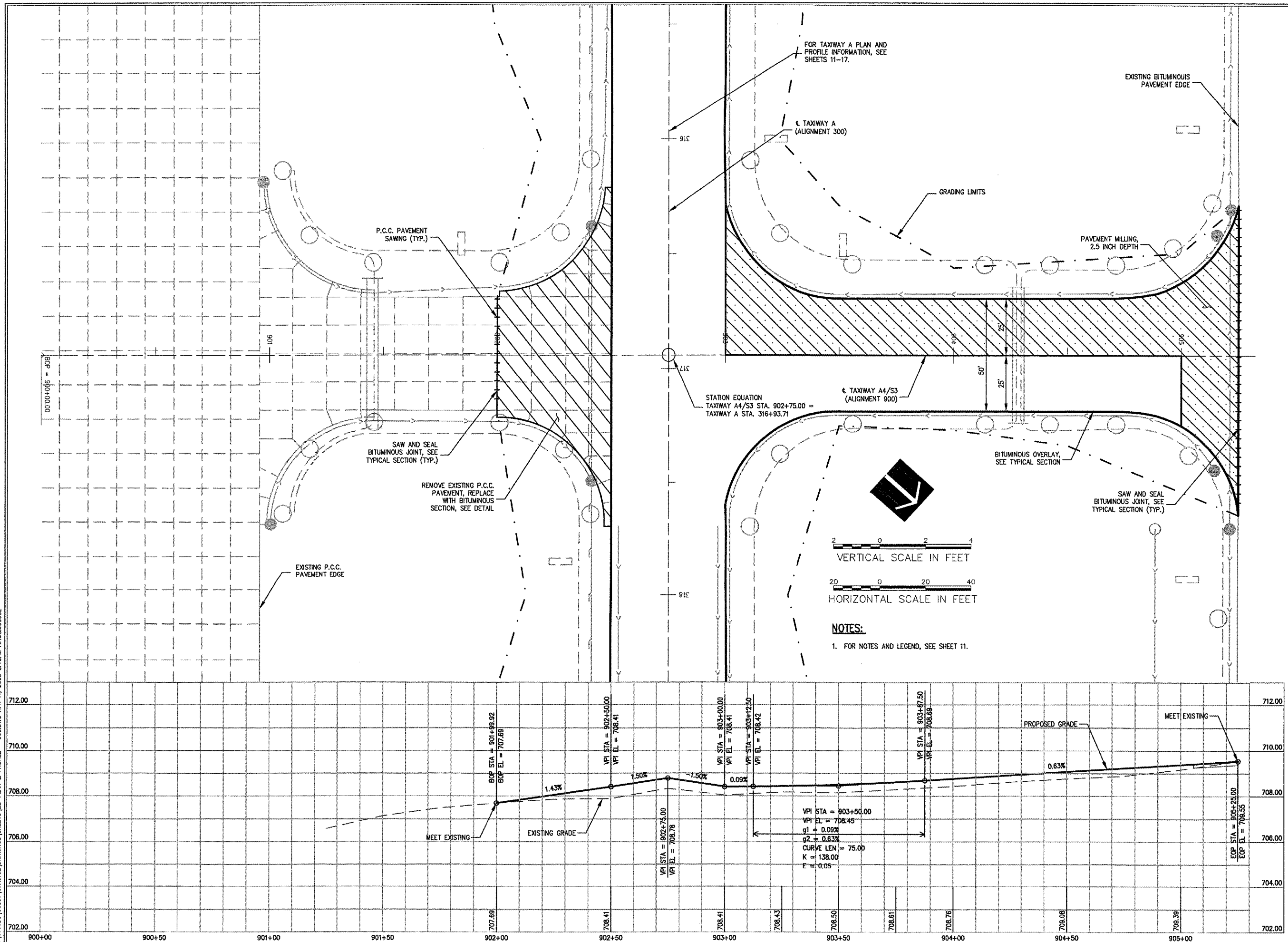
Sheet Title _____

PLAN AND PROFILE
TAXIWAY A4/S3

07A0102

Project Number
LDH 10/29/07
Layout By Date
LDH 10/29/07
Designed By Date
RMH 01/08/08
Reviewed By Date
LDH _____
Drawn By _____

A:\07A005\00631\07A0102 DRAWINGS\SHEETS\2-PLAN & PROFILE - 900.DWG APR 11, 2008 8:13AM HALSKM0682



FOR TAXIWAY A PLAN AND PROFILE INFORMATION, SEE SHEETS 11-17.

ξ TAXIWAY A (ALIGNMENT 300)

GRADING LIMITS

PAVEMENT MILLING, 2.5 INCH DEPTH

EXISTING BITUMINOUS PAVEMENT EDGE

STATION EQUATION
TAXIWAY A4/S3 STA. 902+75.00 =
TAXIWAY A STA. 316+93.71

ξ TAXIWAY A4/S3 (ALIGNMENT 900)

BITUMINOUS OVERLAY, SEE TYPICAL SECTION

SAW AND SEAL BITUMINOUS JOINT, SEE TYPICAL SECTION (TYP.)

2 0 2 4
VERTICAL SCALE IN FEET

20 0 20 40
HORIZONTAL SCALE IN FEET

NOTES:

1. FOR NOTES AND LEGEND, SEE SHEET 11.

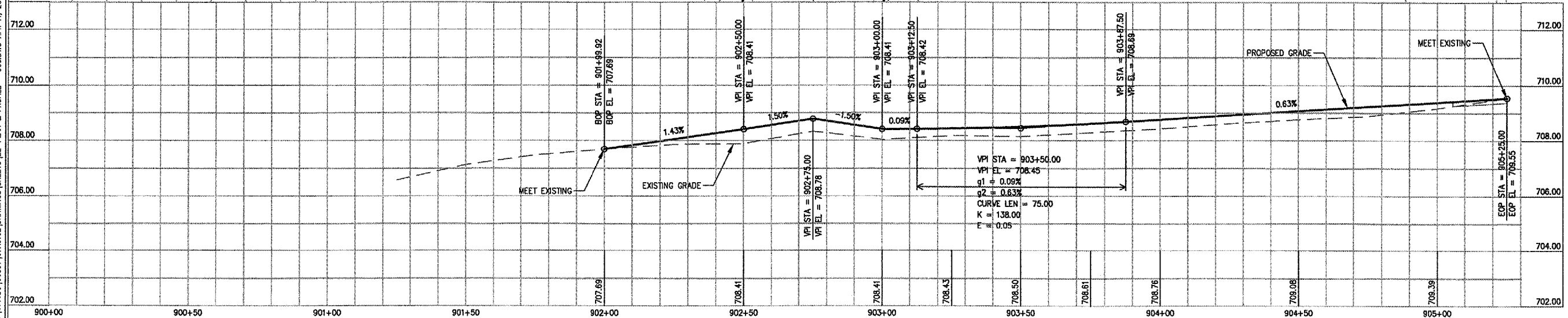
MEET EXISTING

EXISTING GRADE

PROPOSED GRADE

MEET EXISTING

VPI STA = 903+50.00
VPI EL = 708.45
g1 = 0.09%
g2 = 0.63%
CURVE LEN = 75.00
K = 138.00
F = 0.05





HANSON PROFESSIONAL SERVICES INC.

815 Commerce Drive, Suite 200
Oak Brook, Illinois 60523
Telephone: 630.990.3800
Fax: 630.990.3801

Illinois Professional Design Firm
Registration No. 184-001084

© Copyright Hanson Professional Service Inc. 2007



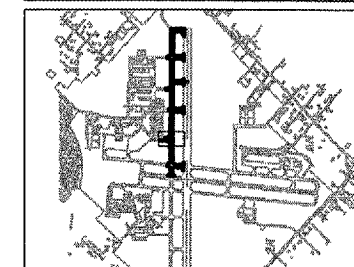
WAUKEGAN REGIONAL AIRPORT
WAUKEGAN PORT DISTRICT

3580 North McAree Road
Waukegan, Illinois 60087
Telephone: 847.244.0066
Fax: 847.244.3813

WAUKEGAN REGIONAL AIRPORT
WAUKEGAN, ILLINOIS

REPAIR AND OVERLAY WEST
PORTION OF TAXIWAY A

AIP PROJECT NO. 3-17-0105-B39
IDA PROJECT NO. UGN-3751



No.	Drawing Issue Description	Date	By

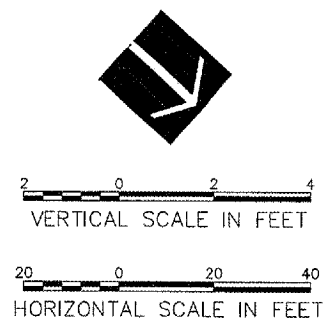
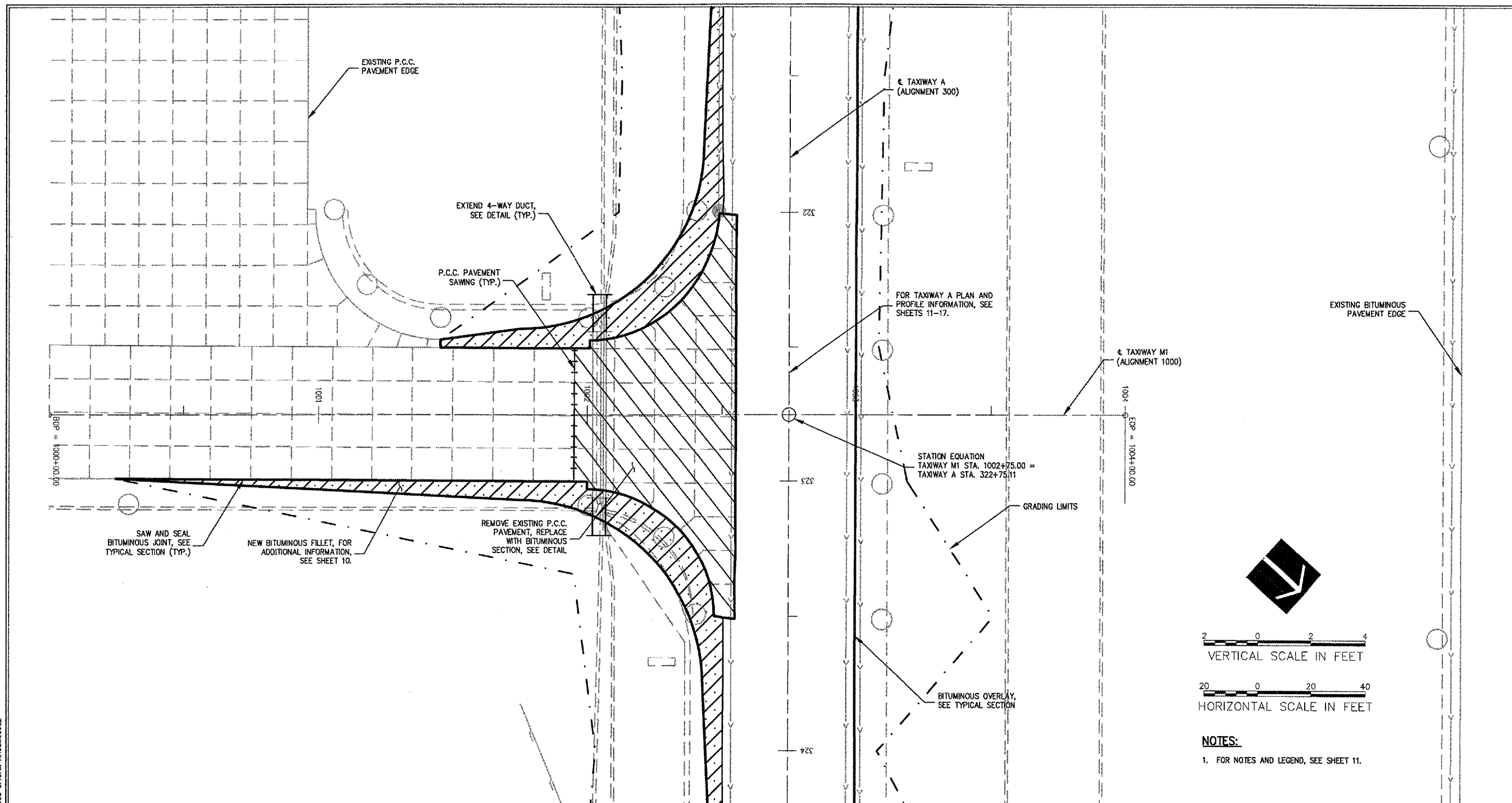
Date

JANUARY 11, 2008

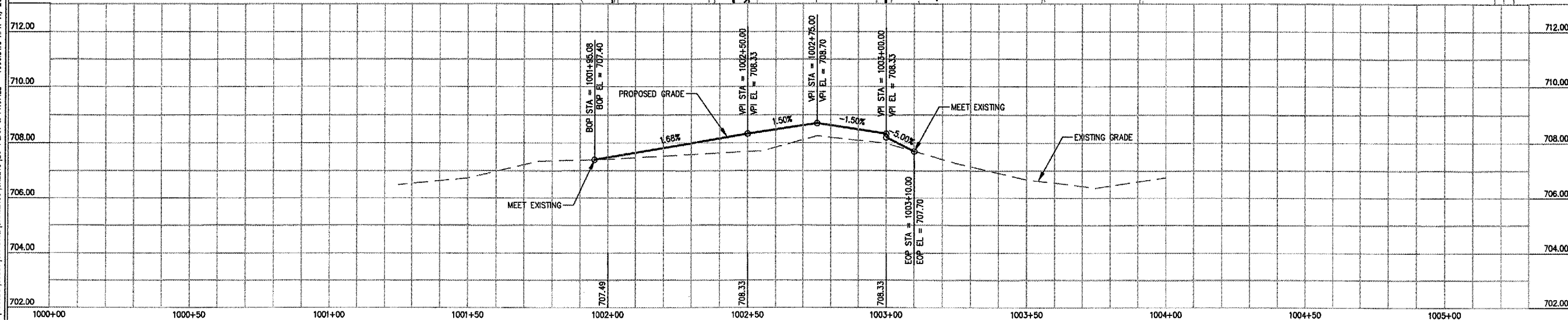
Sheet Title

**PLAN AND PROFILE
TAXIWAY M1**

07A0102
Project Number
LDH 10/29/07
Layout By Date
LDH 10/29/07
Designed By Date
RMH 01/08/08
Reviewed By Date
LDH
Drawn By



NOTES:
1. FOR NOTES AND LEGEND, SEE SHEET 11.



I:\07\2005\0003\1024\0102\DRAWINGS\SHEETS\23-PLAN & PROFILE - 1000LNG APR 11, 2008 8:13AM HAUSNOGEBZ



HANSON PROFESSIONAL SERVICES INC.

815 Commerce Drive, Suite 200
Oak Brook, Illinois 60523
Telephone: 630.990.3800
Fax: 630.990.3801

Illinois Professional Design Firm
Registration No. 184-001084

© Copyright Hanson Professional Service Inc. 2007



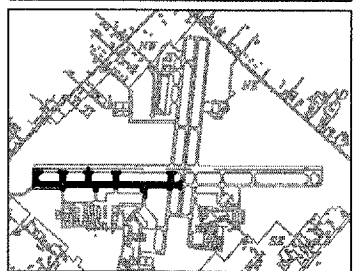
WAUKEGAN REGIONAL AIRPORT
WAUKEGAN PORT DISTRICT

3580 North McAree Road
Waukegan, Illinois 60087
Telephone: 847.244.0066
Fax: 847.244.3813

WAUKEGAN REGIONAL AIRPORT
WAUKEGAN, ILLINOIS

REPAIR AND OVERLAY WEST
PORTION OF TAXIWAY A

AIP PROJECT NO. 3-17-0105-B39
IDA PROJECT NO. UGN-3751



No.	Drawing Issue Description	Date	By

Date

JANUARY 11, 2008

Sheet Title

**STAKING PLAN
TAXIWAY A
STA. 298+17.92
THRU STA. 305+00**

07A0102	Project Number
LDH	10/31/07
LDH	10/31/07
LDH	01/08/08
LDH	

EARTHWORK QUANTITIES

DESCRIPTION AND PAY ITEM	QUANTITY
TOPSOILING (FROM OFF SITE) ITEM AR905520	2740 C.Y.
UNCLASSIFIED EXCAVATION ITEM AR152411*	165 C.Y.

*FOR THIS PROJECT UNCLASSIFIED EXCAVATION IS A LUMP SUM ITEM. THIS IS AN ESTIMATED QUANTITY.

ALIGNMENT DATA

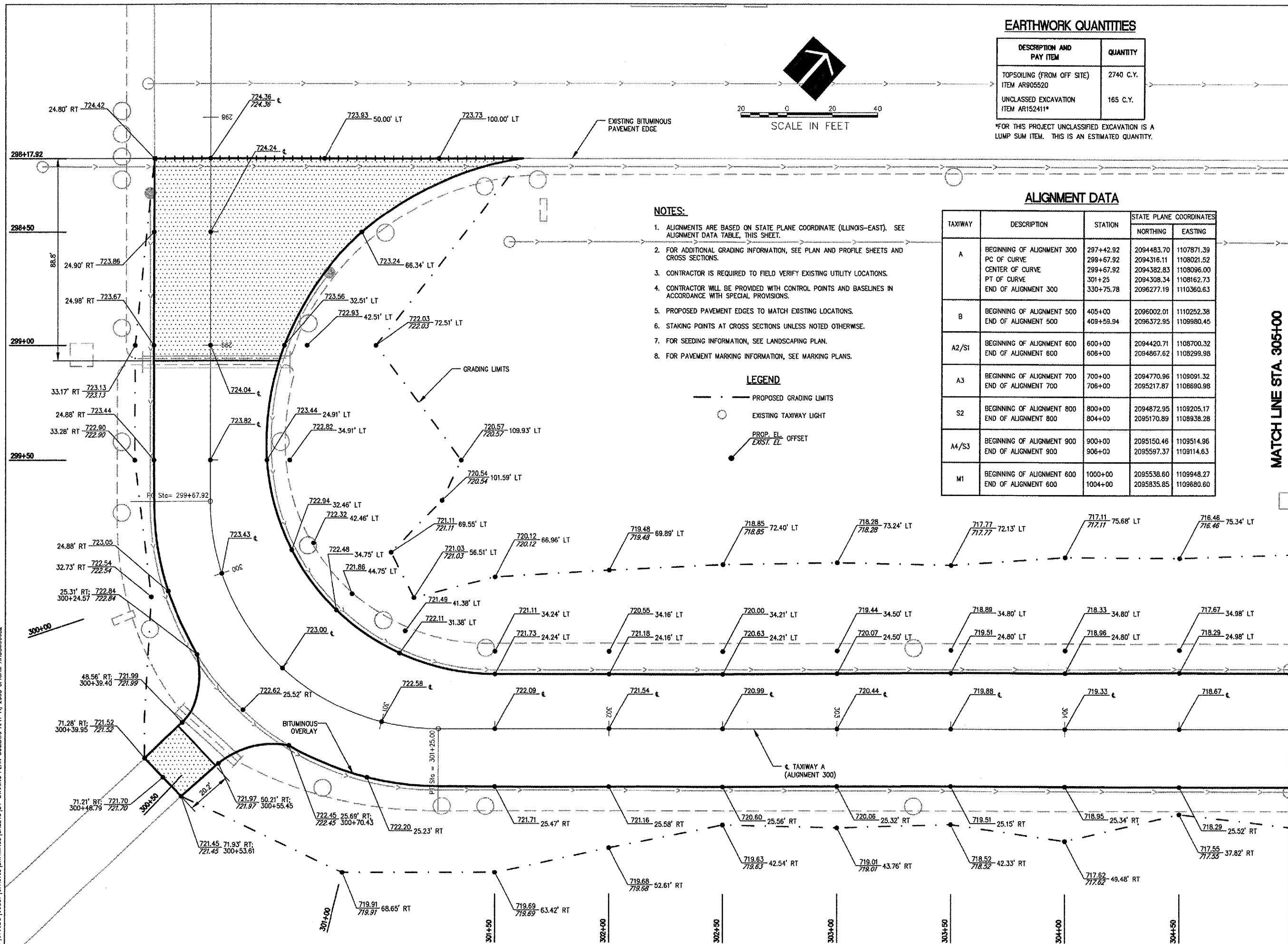
TAXIWAY	DESCRIPTION	STATION	STATE PLANE COORDINATES	
			NORTHING	EASTING
A	BEGINNING OF ALIGNMENT 300	297+42.92	2094483.70	1107871.39
	PC OF CURVE	298+67.92	2094316.11	1108021.52
	CENTER OF CURVE	298+67.92	2094382.83	1108096.00
	PT OF CURVE	301+25	2094308.34	1108162.73
	END OF ALIGNMENT 300	330+75.78	2096277.19	1110360.63
B	BEGINNING OF ALIGNMENT 500	405+00	2096002.01	1110252.38
	END OF ALIGNMENT 500	409+59.94	2096372.95	1109980.45
A2/S1	BEGINNING OF ALIGNMENT 600	600+00	2094420.71	1108700.32
	END OF ALIGNMENT 600	608+00	2094867.62	1108299.98
A3	BEGINNING OF ALIGNMENT 700	700+00	2094770.96	1108091.32
	END OF ALIGNMENT 700	706+00	2095217.87	1108690.98
S2	BEGINNING OF ALIGNMENT 800	800+00	2094872.95	1109205.17
	END OF ALIGNMENT 800	804+00	2095170.89	1108938.28
A4/S3	BEGINNING OF ALIGNMENT 900	900+00	2095150.46	1109514.96
	END OF ALIGNMENT 900	906+00	2095597.37	1109114.63
M1	BEGINNING OF ALIGNMENT 600	1000+00	2095538.60	1109948.27
	END OF ALIGNMENT 600	1004+00	2095835.85	1109680.60

NOTES:

- ALIGNMENTS ARE BASED ON STATE PLANE COORDINATE (ILLINOIS-EAST). SEE ALIGNMENT DATA TABLE, THIS SHEET.
- FOR ADDITIONAL GRADING INFORMATION, SEE PLAN AND PROFILE SHEETS AND CROSS SECTIONS.
- CONTRACTOR IS REQUIRED TO FIELD VERIFY EXISTING UTILITY LOCATIONS.
- CONTRACTOR WILL BE PROVIDED WITH CONTROL POINTS AND BASELINES IN ACCORDANCE WITH SPECIAL PROVISIONS.
- PROPOSED PAVEMENT EDGES TO MATCH EXISTING LOCATIONS.
- STAKING POINTS AT CROSS SECTIONS UNLESS NOTED OTHERWISE.
- FOR SEEDING INFORMATION, SEE LANDSCAPING PLAN.
- FOR PAVEMENT MARKING INFORMATION, SEE MARKING PLANS.

LEGEND

- PROPOSED GRADING LIMITS
- EXISTING TAXIWAY LIGHT
- PROP. EL. OFFSET



4:107.005 (00831) 07A0102 [DRAWINGS] SHEETS 24 - STAKING PLAN 300LWING APR 11, 2008 8:13AM HANSON0682



HANSON PROFESSIONAL SERVICES INC.

815 Commerce Drive, Suite 200
Oak Brook, Illinois 60523
Telephone: 630.990.3800
Fax: 630.990.3801

Illinois Professional Design Firm
Registration No. 184-001084

© Copyright Hanson Professional Service Inc. 2007



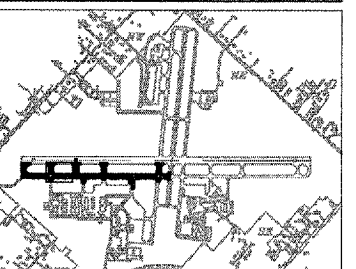
WAUKEGAN REGIONAL AIRPORT
WAUKEGAN PORT DISTRICT

3580 North McAree Road
Waukegan, Illinois 60087
Telephone: 847.244.0066
Fax: 847.244.3813

WAUKEGAN REGIONAL AIRPORT
WAUKEGAN, ILLINOIS

REPAIR AND OVERLAY WEST
PORTION OF TAXIWAY A

AIP PROJECT NO. 3-17-0105-B39
IDA PROJECT NO. UGN-3751



No.	Drawing Issue Description	Date	By

Date
JANUARY 11, 2008
Sheet Title

STAKING PLAN
TAXIWAY A
STA. 305+00
THRU STA. 310+50

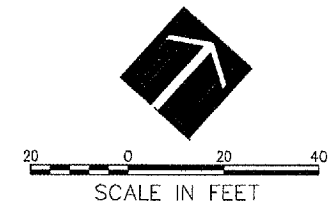
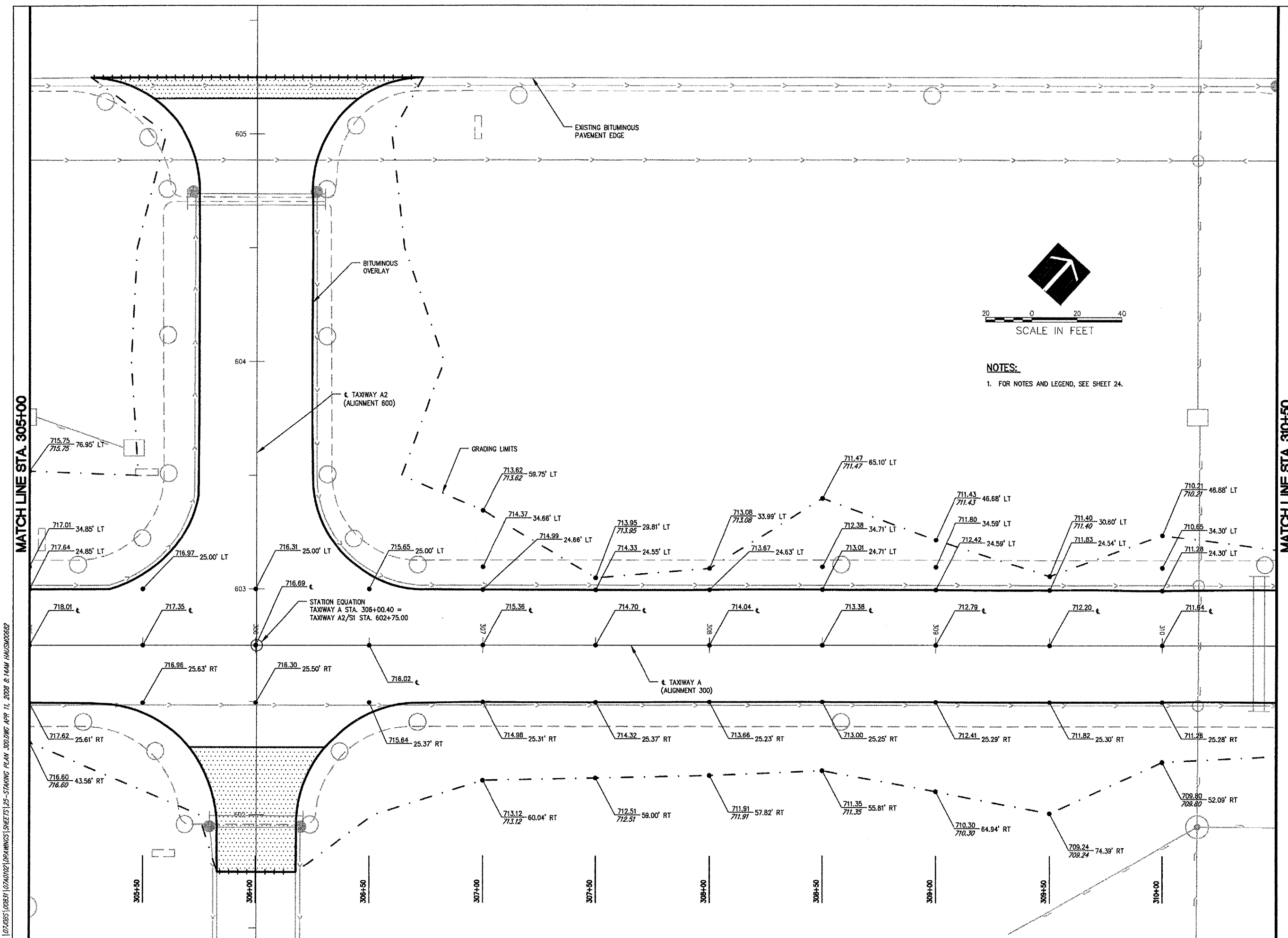
07A0102
Project Number
LDH 10/31/07
Layout By Date
LDH 10/31/07
Designed By Date
RMH 01/08/08
Reviewed By Date
LDH
Drawn By Sheet No.

25

MATCH LINE STA. 305+00

MATCH LINE STA. 310+50

A: 07A005 (0083) (07A0102) DRAWINGS SHEETS 25--STAKING PLAN 302.DWG, APR 11, 2008 8:14AM HANSON0662



- NOTES:**
- FOR NOTES AND LEGEND, SEE SHEET 24.



HANSON PROFESSIONAL SERVICES INC.

815 Commerce Drive, Suite 200
Oak Brook, Illinois 60523
Telephone: 630.990.3800
Fax: 630.990.3801

Illinois Professional Design Firm
Registration No. 184-001084

© Copyright Hanson Professional Service Inc. 2007



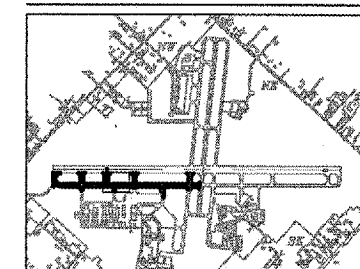
WAUKEGAN REGIONAL AIRPORT
WAUKEGAN PORT DISTRICT

3580 North McAree Road
Waukegan, Illinois 60087
Telephone: 847.244.0066
Fax: 847.244.3813

WAUKEGAN REGIONAL AIRPORT
WAUKEGAN, ILLINOIS

REPAIR AND OVERLAY WEST
PORTION OF TAXIWAY A

AIP PROJECT NO. 3-17-0105-B39
IDA PROJECT NO. UGN-3751



No.	Drawing Issue Description	Date	By

Date

JANUARY 11, 2008

Sheet Title

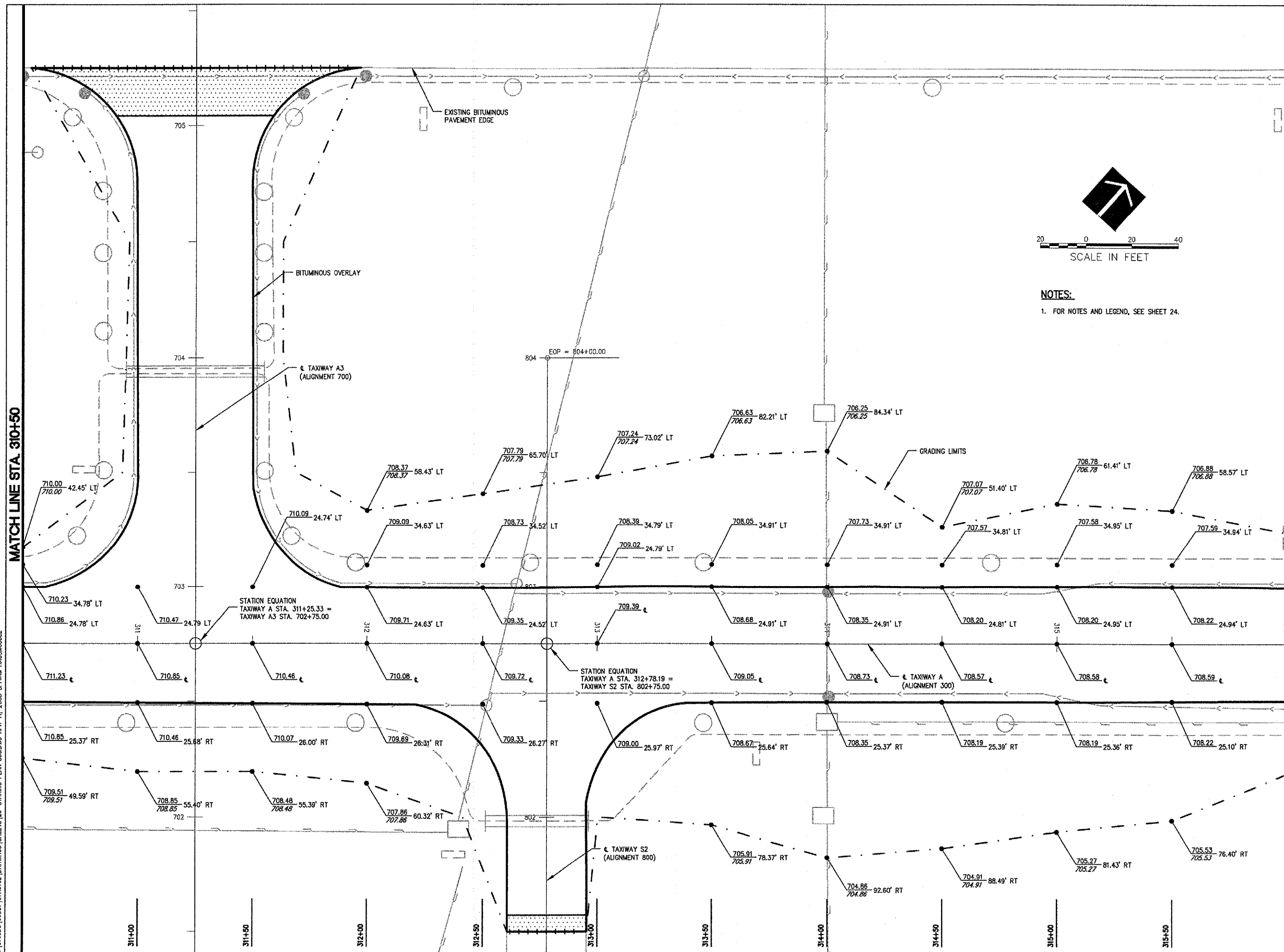
**STAKING PLAN
TAXIWAY A
STA. 310+50
THRU STA. 316+00**

07A0102	
Project Number	
LDH	10/31/07
Layout By	Date
LDH	10/31/07
Design By	Date
RMH	01/08/08
Reviewed By	Date
LDH	
Drawn By	

MATCH LINE STA. 310+50

MATCH LINE STA. 316+00

4: 10/2/08 10:08:21 10/27/07 10:02:02 DRAWINGS SHEETS 26-STAKING PLAN 300.DWG APP. 11, 2008 @ 14:44 HAUSHD082



SCALE IN FEET

NOTES:
1. FOR NOTES AND LEGEND, SEE SHEET 24.



HANSON PROFESSIONAL SERVICES INC.

815 Commerce Drive, Suite 200
Oak Brook, Illinois 60523
Telephone: 630.990.3800
Fax: 630.990.3801

Illinois Professional Design Firm
Registration No. 184-001084

© Copyright Hanson Professional Service Inc. 2007



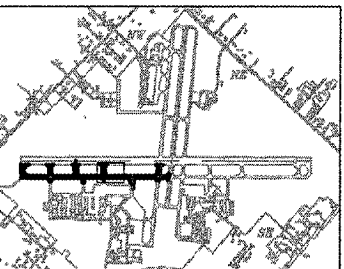
WAUKEGAN REGIONAL AIRPORT
WAUKEGAN PORT DISTRICT

3580 North McAree Road
Waukegan, Illinois 60087
Telephone: 847.244.0066
Fax: 847.244.3813

WAUKEGAN REGIONAL AIRPORT
WAUKEGAN, ILLINOIS

REPAIR AND OVERLAY WEST
PORTION OF TAXIWAY A

AIP PROJECT NO. 3-17-0105-B39
IDA PROJECT NO. UGN-3751



No.	Drawing Issue Description	Date	By

Date

JANUARY 11, 2008

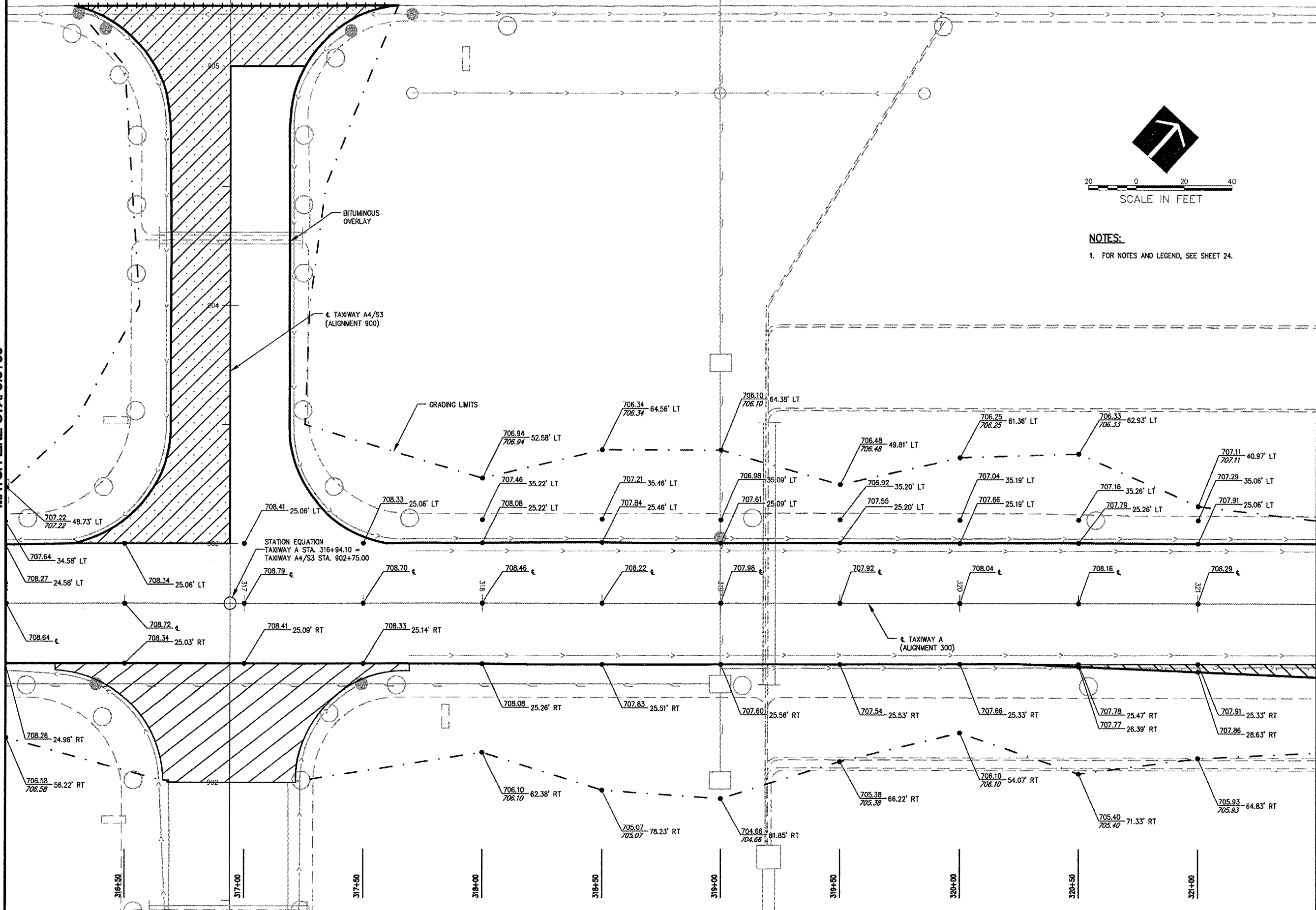
Sheet Title

**STAKING PLAN
TAXIWAY A
STA. 316+00
THRU STA. 321+50**

07A0102
Project Number
LDH 10/31/07
Layout By Date
LDH 10/31/07
Designed By Date
RMH 01/08/08
Reviewed By Date
LDH
Drawn By

MATCH LINE STA. 316+00

MATCH LINE STA. 321+50



20 0 20 40
SCALE IN FEET

NOTES:

1. FOR NOTES AND LEGEND, SEE SHEET 24.



HANSON PROFESSIONAL SERVICES INC.

815 Commerce Drive, Suite 200
Oak Brook, Illinois 60523
Telephone: 630.990.3800
Fax: 630.990.3801

Illinois Professional Design Firm
Registration No. 184-001084

© Copyright Hanson Professional Service Inc. 2007



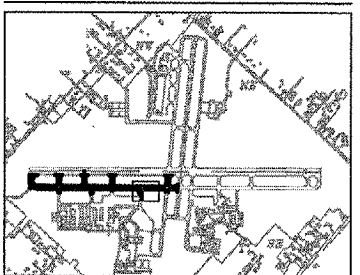
WAUKEGAN REGIONAL AIRPORT
WAUKEGAN PORT DISTRICT

3580 North McAree Road
Waukegan, Illinois 60087
Telephone: 847.244.0066
Fax: 847.244.3813

WAUKEGAN REGIONAL AIRPORT
WAUKEGAN, ILLINOIS

REPAIR AND OVERLAY WEST
PORTION OF TAXIWAY A

AIP PROJECT NO. 3-17-0105-B39
IDA PROJECT NO. UGN-3751

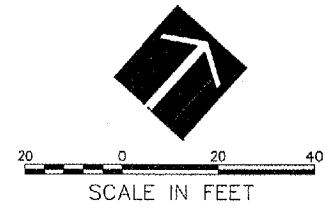
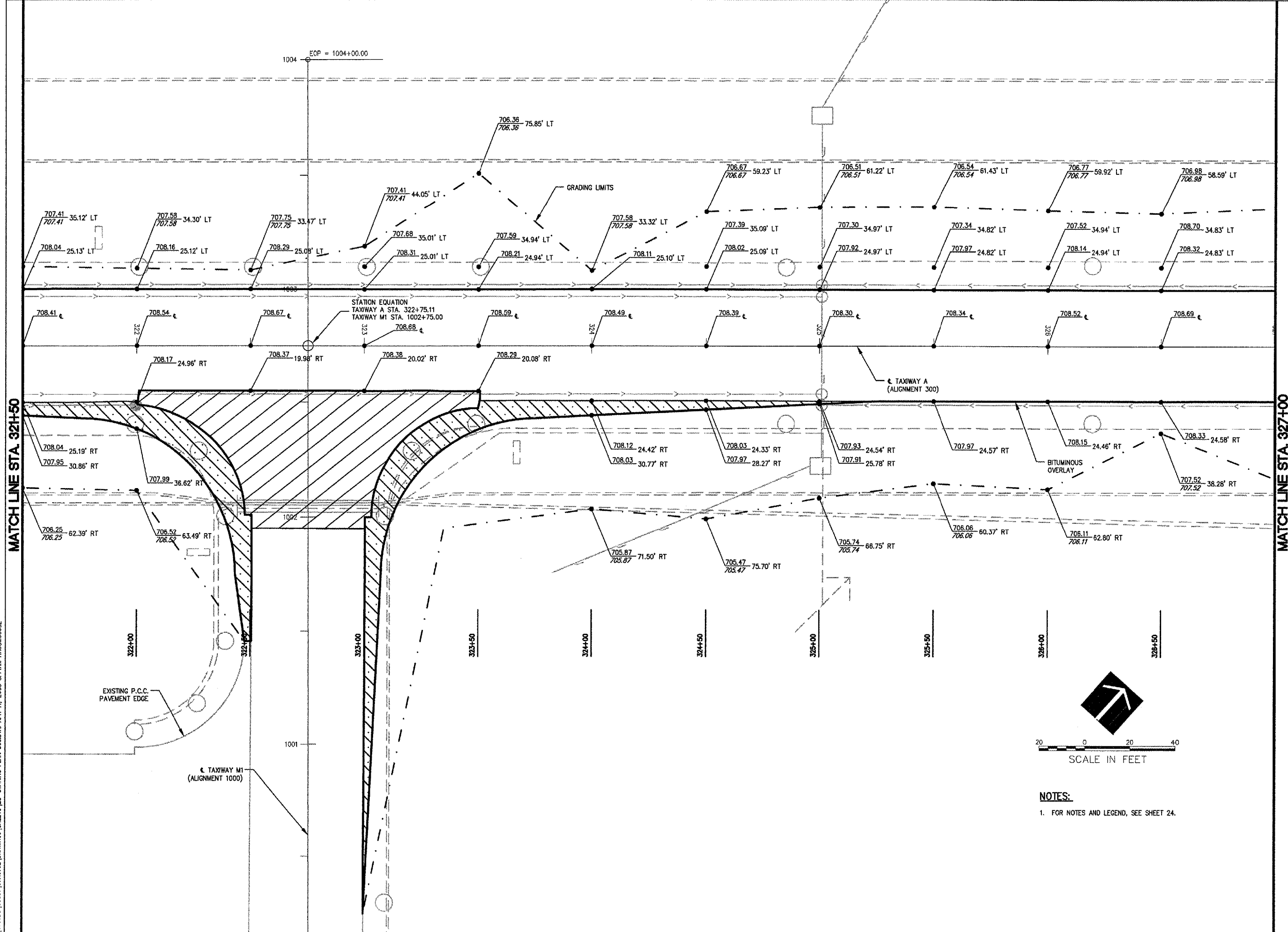


No.	Drawing Issue Description	Date	By

Date: JANUARY 11, 2008
Sheet Title:

**STAKING PLAN
TAXIWAY A
STA. 321+50
THRU STA. 327+00**

Project Number	07A0102
Layout By	LDH
Date	10/31/07
Designed By	LDH
Date	10/31/07
Reviewed By	RMH
Date	01/08/08
Drawn By	LDH
Sheet No.	28



NOTES:
1. FOR NOTES AND LEGEND, SEE SHEET 24.

X:\07\0851\00831\07A0102\DRAWINGS\SHEETS\28-STAKING PLAN_2008.DWG, APR 11, 2008 8:44AM HAUSAUD0682



HANSON PROFESSIONAL SERVICES INC.

815 Commerce Drive, Suite 200
Oak Brook, Illinois 60523
Telephone: 630.990.3800
Fax: 630.990.3801

Illinois Professional Design Firm
Registration No. 184-001084

© Copyright Hanson Professional Service Inc. 2007



SCALE IN FEET
0 20 40

NOTES:

1. FOR NOTES AND LEGEND, SEE SHEET 24.

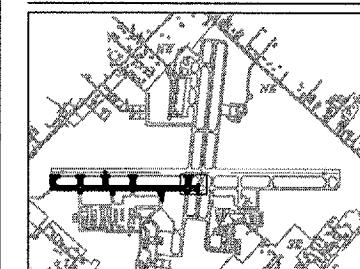
WAUKEGAN REGIONAL AIRPORT
WAUKEGAN PORT DISTRICT

3580 North McAree Road
Waukegan, Illinois 60087
Telephone: 847.244.0066
Fax: 847.244.3813

WAUKEGAN REGIONAL AIRPORT
WAUKEGAN, ILLINOIS

REPAIR AND OVERLAY WEST
PORTION OF TAXIWAY A

AIP PROJECT NO. 3-17-0105-B39
IDA PROJECT NO. UGN-3751



No.	Drawing Issue Description	Date	By

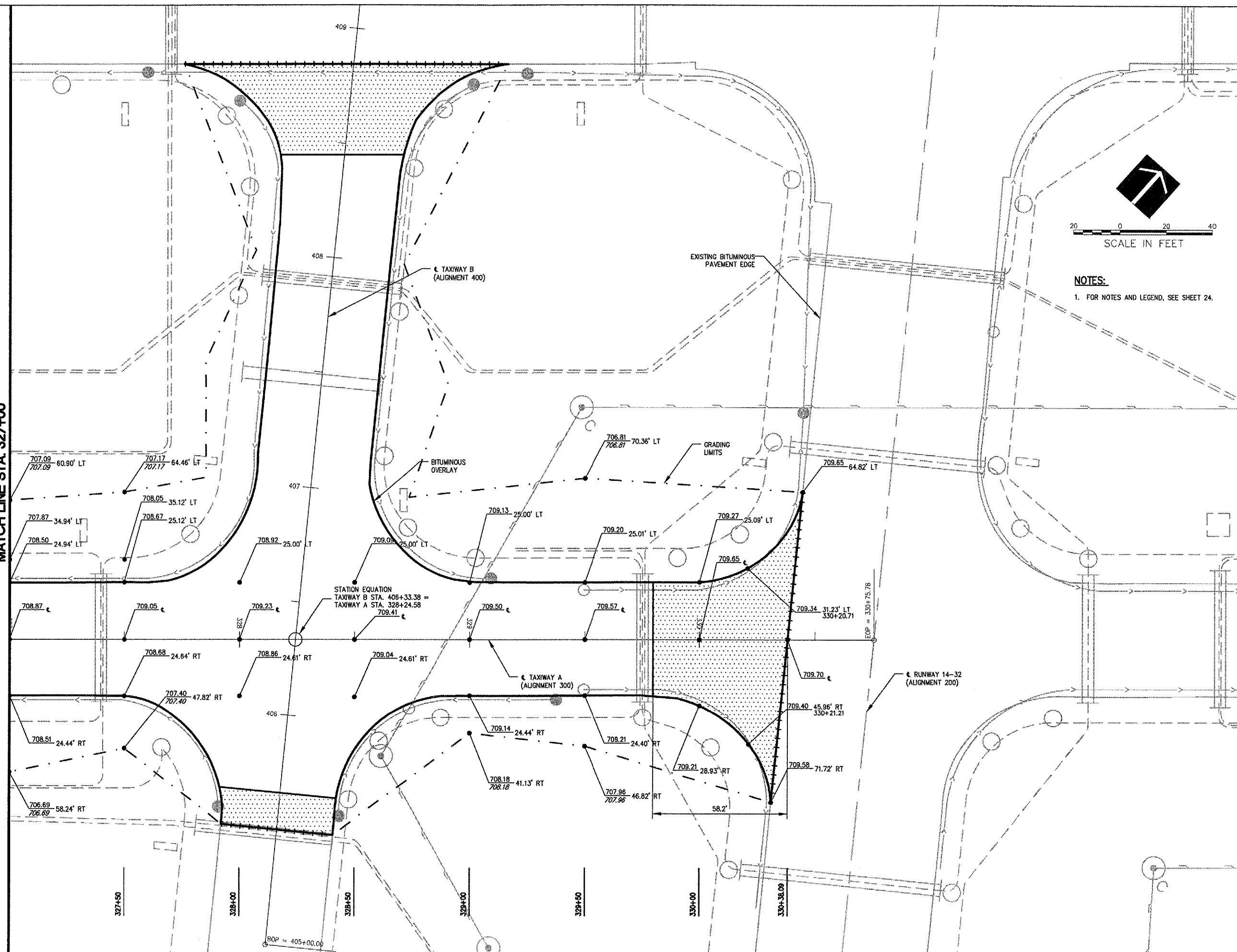
Date
JANUARY 11, 2008

Sheet Title
**STAKING PLAN
TAXIWAY A
STA. 327+00
THRU STA. 330+75.78**

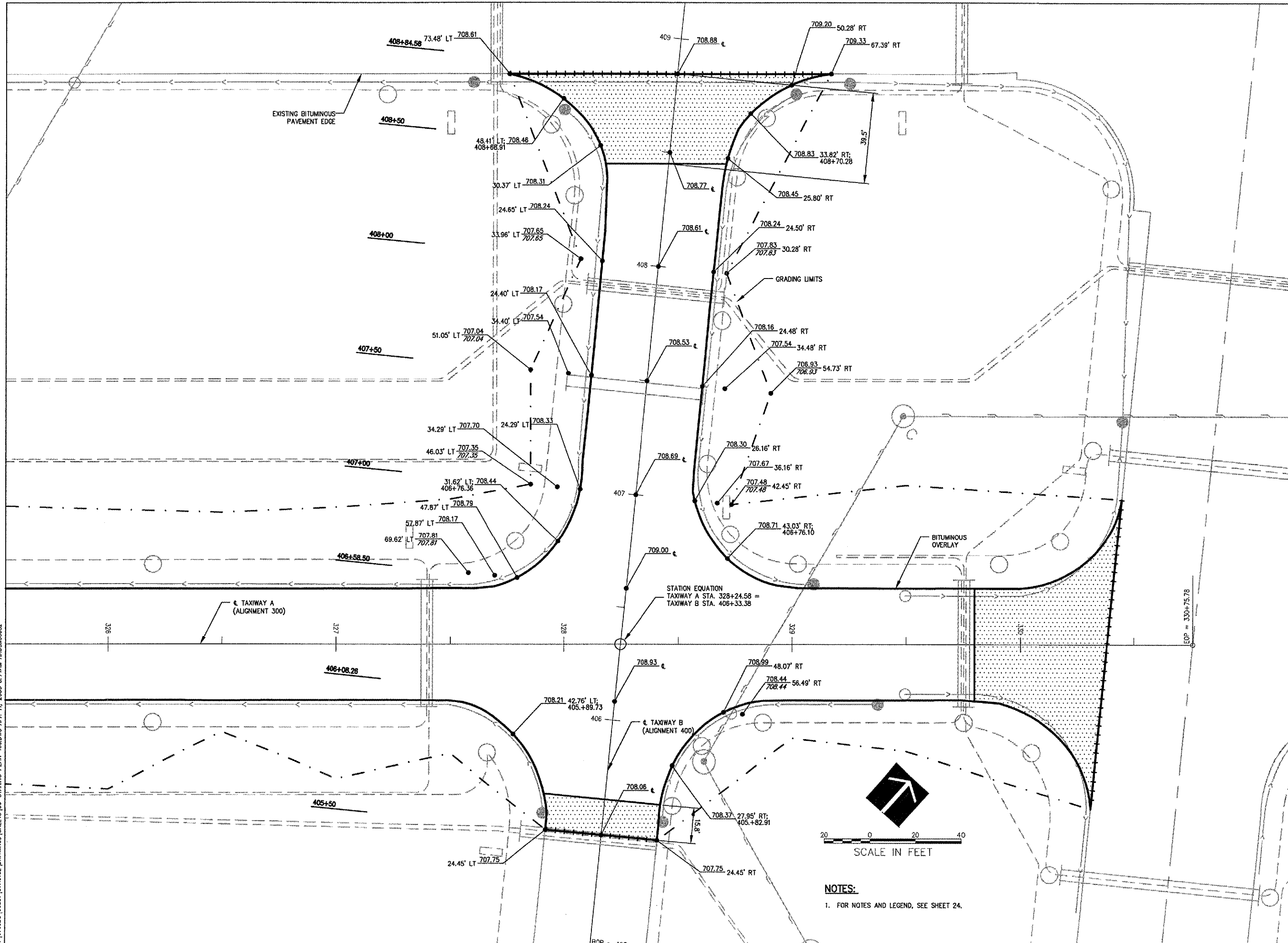
07A0102
Project Number
LDH 10/31/07
Layout By Date
LDH 10/31/07
Designed By Date
RMH 01/08/08
Reviewed By Date
LDH
Drawn By Date
LDH

MATCH LINE STA. 327+00

4:1072005 [00821] 07A0102 [DRAWINGS SHEETS] 29 - STAKING PLAN 300.DWG APR 11, 2008 8:44AM HANSONPROSER



P: 107.005 100231 107A1012 (ORHWINGS) SHEETS 30 - STAKING PLAN 400.DWG APR 11, 2008 8:14AM HANSON0062



NOTES:
 1. FOR NOTES AND LEGEND, SEE SHEET 24.

WA059



HANSON PROFESSIONAL SERVICES INC.

815 Commerce Drive, Suite 200
 Oak Brook, Illinois 60523
 Telephone: 630.990.3800
 Fax: 630.990.3801

Illinois Professional Design Firm
 Registration No. 184-001084

© Copyright Hanson Professional Service Inc. 2007



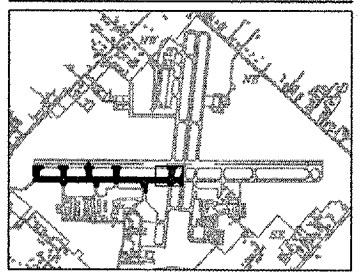
**WAUKEGAN REGIONAL AIRPORT
 WAUKEGAN PORT DISTRICT**

3580 North McAree Road
 Waukegan, Illinois 60087
 Telephone: 847.244.0066
 Fax: 847.244.3813

**WAUKEGAN REGIONAL AIRPORT
 WAUKEGAN, ILLINOIS**

**REPAIR AND OVERLAY WEST
 PORTION OF TAXIWAY A**

**AIP PROJECT NO. 3-17-0105-B39
 IDA PROJECT NO. UGN-3751**



No.	Drawing Issue Description	Date	By

Date
 JANUARY 11, 2008
 Sheet Title

**STAKING PLAN
 TAXIWAY B**

07A0102	Project Number	10/31/07
LDH	Layout By	Date
LDH	Designed By	Date
RMH	Reviewed By	Date
LDH	Drawn By	Date

30

Sheet No.



HANSON PROFESSIONAL SERVICES INC.

815 Commerce Drive, Suite 200
Oak Brook, Illinois 60523
Telephone: 630.990.3800
Fax: 630.990.3801

Illinois Professional Design Firm
Registration No. 184-001084

© Copyright Hanson Professional Service Inc. 2007



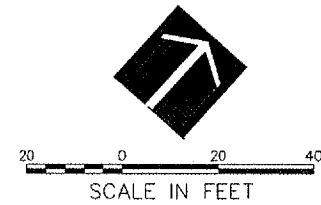
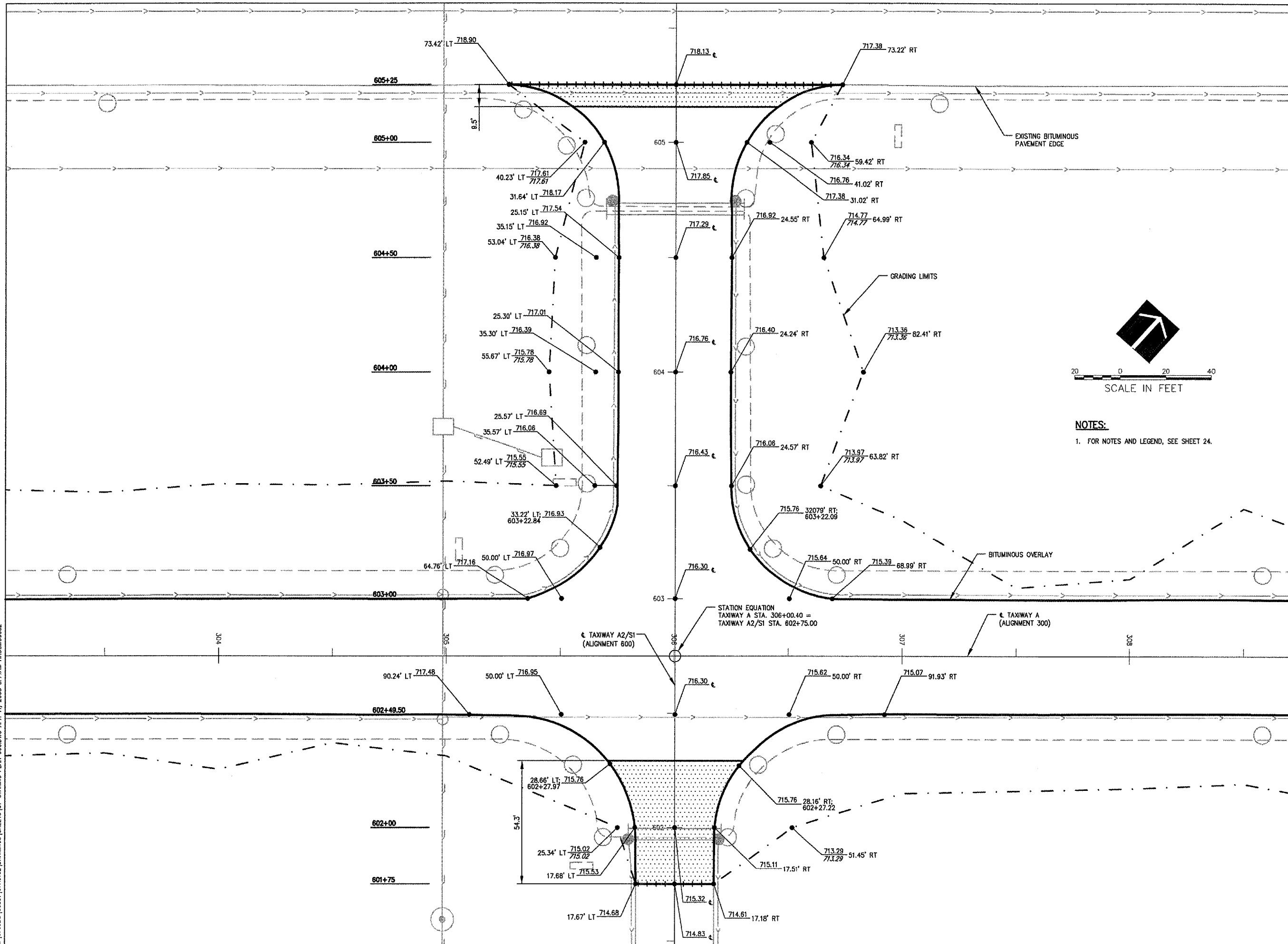
WAUKEGAN REGIONAL AIRPORT
WAUKEGAN PORT DISTRICT

3580 North McAree Road
Waukegan, Illinois 60087
Telephone: 847.244.0066
Fax: 847.244.3813

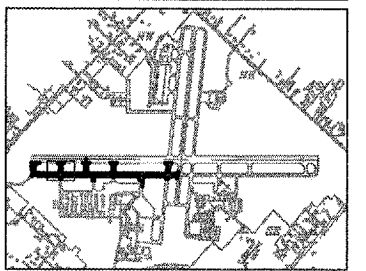
WAUKEGAN REGIONAL AIRPORT
WAUKEGAN, ILLINOIS

REPAIR AND OVERLAY WEST
PORTION OF TAXIWAY A

AIP PROJECT NO. 3-17-0105-B39
IDA PROJECT NO. UGN-3751



NOTES:
1. FOR NOTES AND LEGEND, SEE SHEET 24.



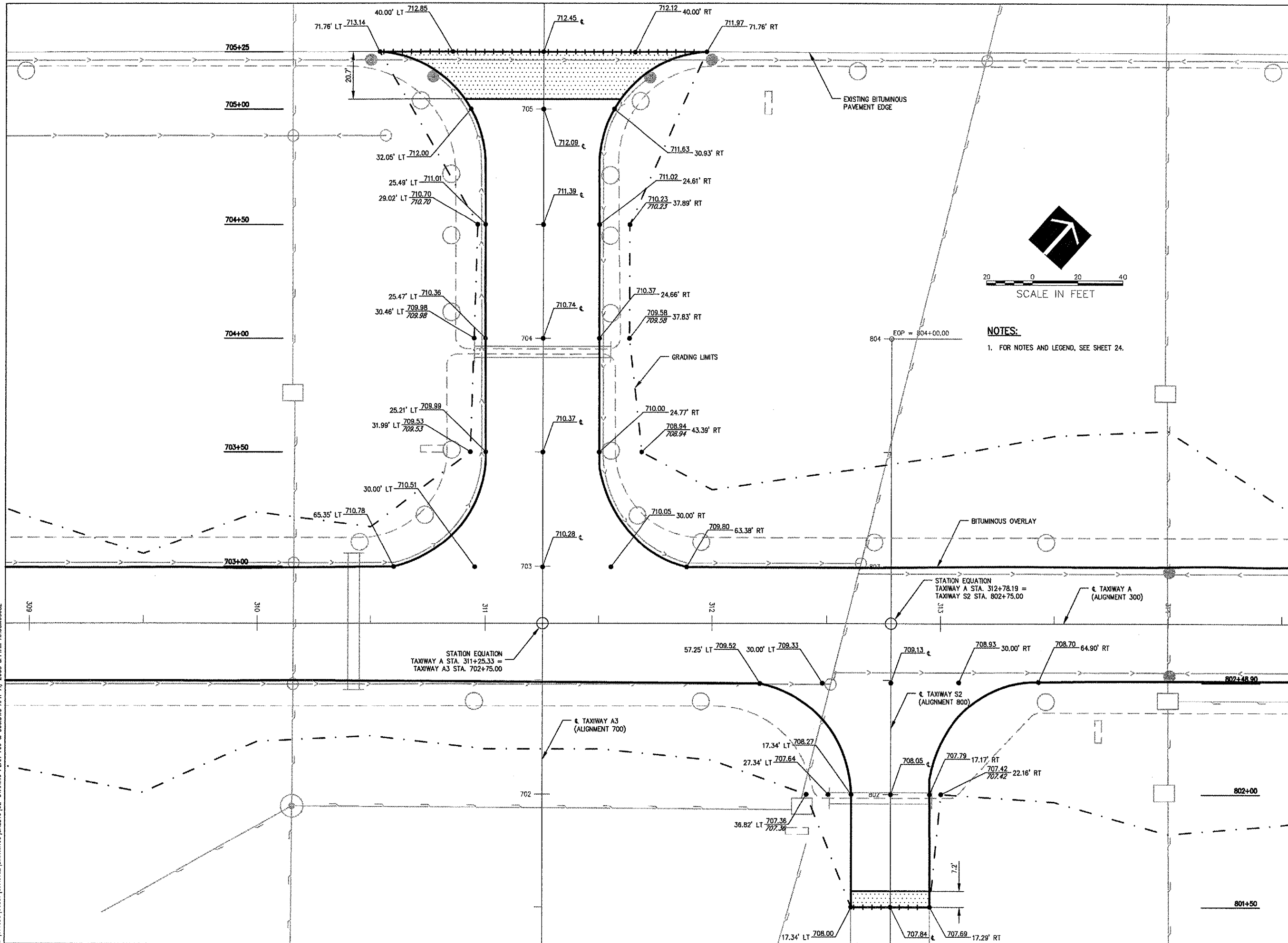
No.	Drawing Issue Description	Date	By

Date
JANUARY 11, 2008
Sheet Title

**STAKING PLAN
TAXIWAY A2/S1**

07A0102	Project Number
LDH	10/31/07
LDH	10/31/07
LDH	10/31/07
RMH	01/08/08
LDH	

A:\07A005\002\01\07A0102\DRAWINGS\SHEETS\STAKING PLAN\600.DWG, APR 11, 2008 8:14AM HAUSMID0602



WA059



HANSON PROFESSIONAL SERVICES INC.

815 Commerce Drive, Suite 200
Oak Brook, Illinois 60523
Telephone: 630.990.3800
Fax: 630.990.3801

Illinois Professional Design Firm
Registration No. 184-001084

© Copyright Hanson Professional Service Inc. 2007



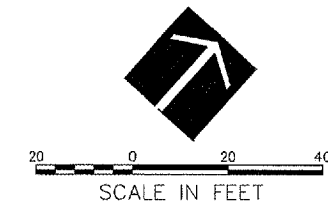
WAUKEGAN REGIONAL AIRPORT
WAUKEGAN PORT DISTRICT

3580 North McAree Road
Waukegan, Illinois 60087
Telephone: 847.244.0066
Fax: 847.244.3813

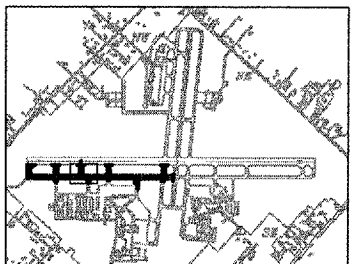
WAUKEGAN REGIONAL AIRPORT
WAUKEGAN, ILLINOIS

REPAIR AND OVERLAY WEST
PORTION OF TAXIWAY A

AIP PROJECT NO. 3-17-0105-B39
IDA PROJECT NO. UGN-3751



NOTES:
1. FOR NOTES AND LEGEND, SEE SHEET 24.



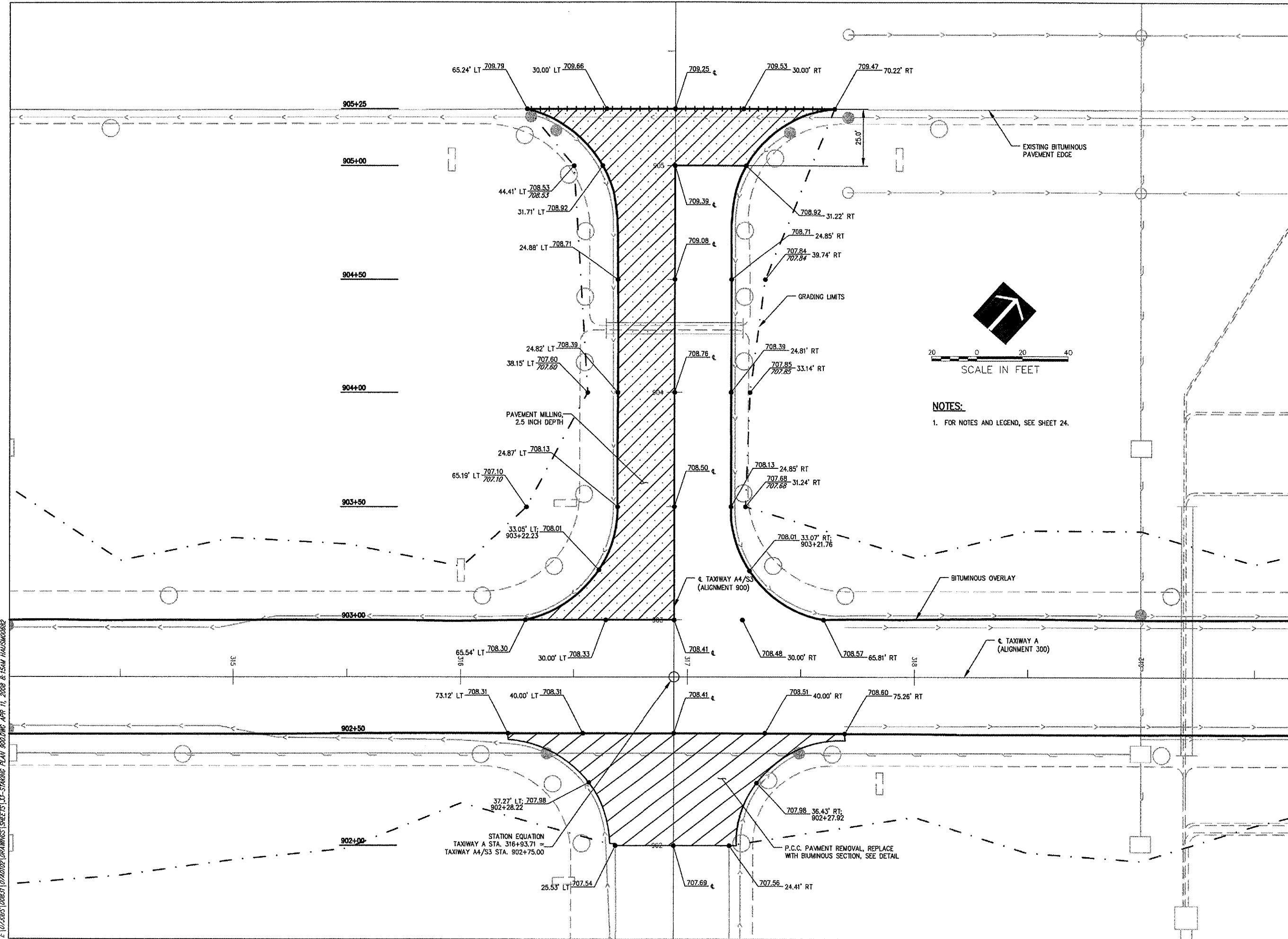
No.	Drawing Issue Description	Date	By

Date
JANUARY 11, 2008

Sheet Title
**STAKING PLAN
TAXIWAY A3 AND
TAXIWAY S2**

Project Number	07A0102
Layout By	LDH
Layout Date	10/31/07
Design By	LDH
Design Date	10/31/07
Reviewed By	RMH
Reviewed Date	01/08/08
Drawn By	LDH
Sheet No.	32

P: 07-005 (00837) (07/01/02) (DRAWINGS) (SHEETS) 32 - STAKING PLAN 700 & 800.DWG APR 11, 2008 @ 14:44 HANSON00662



WA059



HANSON PROFESSIONAL SERVICES INC.

815 Commerce Drive, Suite 200
 Oak Brook, Illinois 60523
 Telephone: 630.990.3800
 Fax: 630.990.3801

Illinois Professional Design Firm
 Registration No. 184-001084

© Copyright Hanson Professional Service Inc. 2007



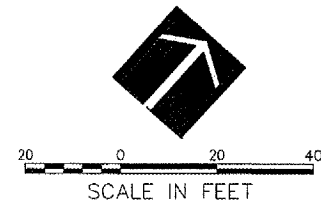
WAUKEGAN REGIONAL AIRPORT
 WAUKEGAN PORT DISTRICT

3580 North McAree Road
 Waukegan, Illinois 60087
 Telephone: 847.244.0066
 Fax: 847.244.3813

WAUKEGAN REGIONAL AIRPORT
 WAUKEGAN, ILLINOIS

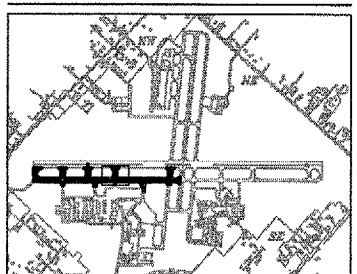
REPAIR AND OVERLAY WEST
 PORTION OF TAXIWAY A

AIP PROJECT NO. 3-17-0105-B39
 IDA PROJECT NO. UGN-3751



NOTES:

1. FOR NOTES AND LEGEND, SEE SHEET 24.



No.	Drawing Issue	Description	Date	By

Date
 JANUARY 11, 2008

Sheet Title
**STAKING PLAN
 TAXIWAY A4/S3**

Project Number	07A0102
Layout By	LDH
Date	10/31/07
Designed By	LDH
Date	10/31/07
Reviewed By	RMH
Date	01/08/08
Drawn By	LDH
Sheet No.	33

I:\02\2005\00031\07A0102\DRAWINGS\SHEET51.JAC-STAKING PLAN 900.DWG APP 11, 2008 8:15AM HANSON0002



HANSON PROFESSIONAL SERVICES INC.

815 Commerce Drive, Suite 200
Oak Brook, Illinois 60523
Telephone: 630.990.3800
Fax: 630.990.3801

Illinois Professional Design Firm
Registration No. 184-001084

© Copyright Hanson Professional Service Inc. 2007



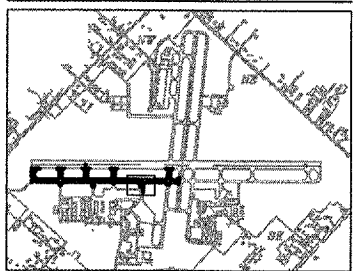
WAUKEGAN REGIONAL AIRPORT
WAUKEGAN PORT DISTRICT

3580 North McAree Road
Waukegan, Illinois 60087
Telephone: 847.244.0066
Fax: 847.244.3813

WAUKEGAN REGIONAL AIRPORT
WAUKEGAN, ILLINOIS

REPAIR AND OVERLAY WEST
PORTION OF TAXIWAY A

AIP PROJECT NO. 3-17-0105-B39
IDA PROJECT NO. UGN-3751

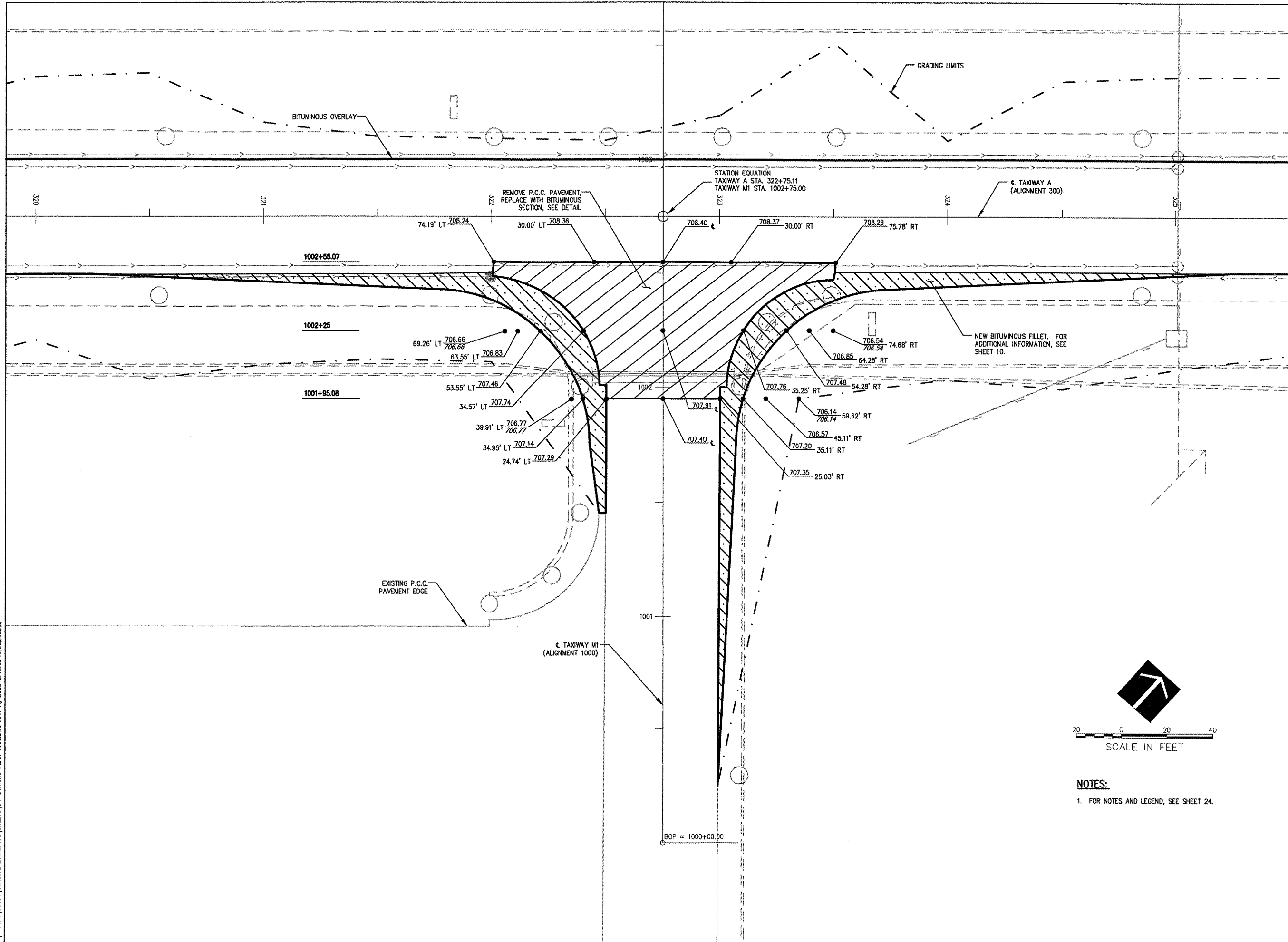


No.	Drawing Issue Description	Date	By

Date
JANUARY 11, 2008
Sheet Title

**STAKING PLAN
TAXIWAY M1**

07A0102
Project Number
LDH 10/31/07
Layout By Date
LDH 10/31/07
Designed By Date
RMH 01/08/08
Reviewed By Date
LDH
Drawn By



I:\07A059\00821\07A0102\DRAWINGS\SHEETS\34-STAKING PLAN\000LDWG APR 11, 2008 8:15AM HAUSM0802



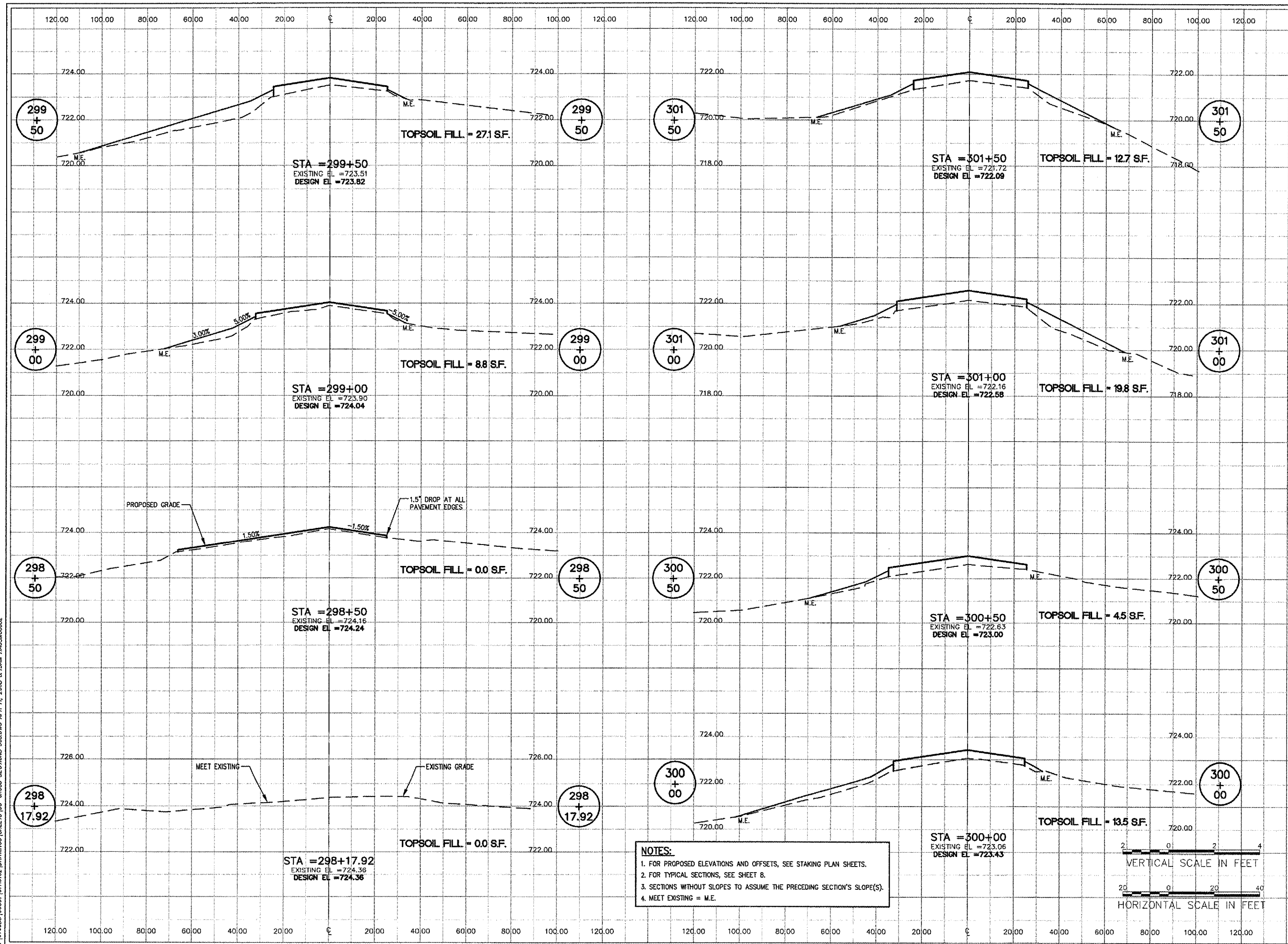
HANSON PROFESSIONAL SERVICES INC.
815 Commerce Drive, Suite 200
Oak Brook, Illinois 60523
Telephone: 630.990.3800
Fax: 630.990.3801

Illinois Professional Design Firm
Registration No. 184-001084
© Copyright Hanson Professional Service Inc. 2007

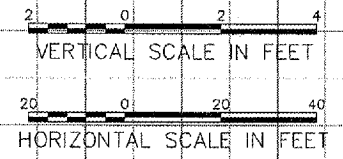


WAUKEGAN REGIONAL AIRPORT
WAUKEGAN PORT DISTRICT
3580 North McAree Road
Waukegan, Illinois 60087
Telephone: 847.244.0066
Fax: 847.244.3813

WAUKEGAN REGIONAL AIRPORT
WAUKEGAN, ILLINOIS
REPAIR AND OVERLAY WEST
PORTION OF TAXIWAY A
AIP PROJECT NO. 3-17-0105-B39
IDA PROJECT NO. UGN-3751



NOTES:
1. FOR PROPOSED ELEVATIONS AND OFFSETS, SEE STAKING PLAN SHEETS.
2. FOR TYPICAL SECTIONS, SEE SHEET B.
3. SECTIONS WITHOUT SLOPES TO ASSUME THE PRECEDING SECTION'S SLOPE(S).
4. MEET EXISTING = M.E.



No.	Drawing Issue Description	Date	By

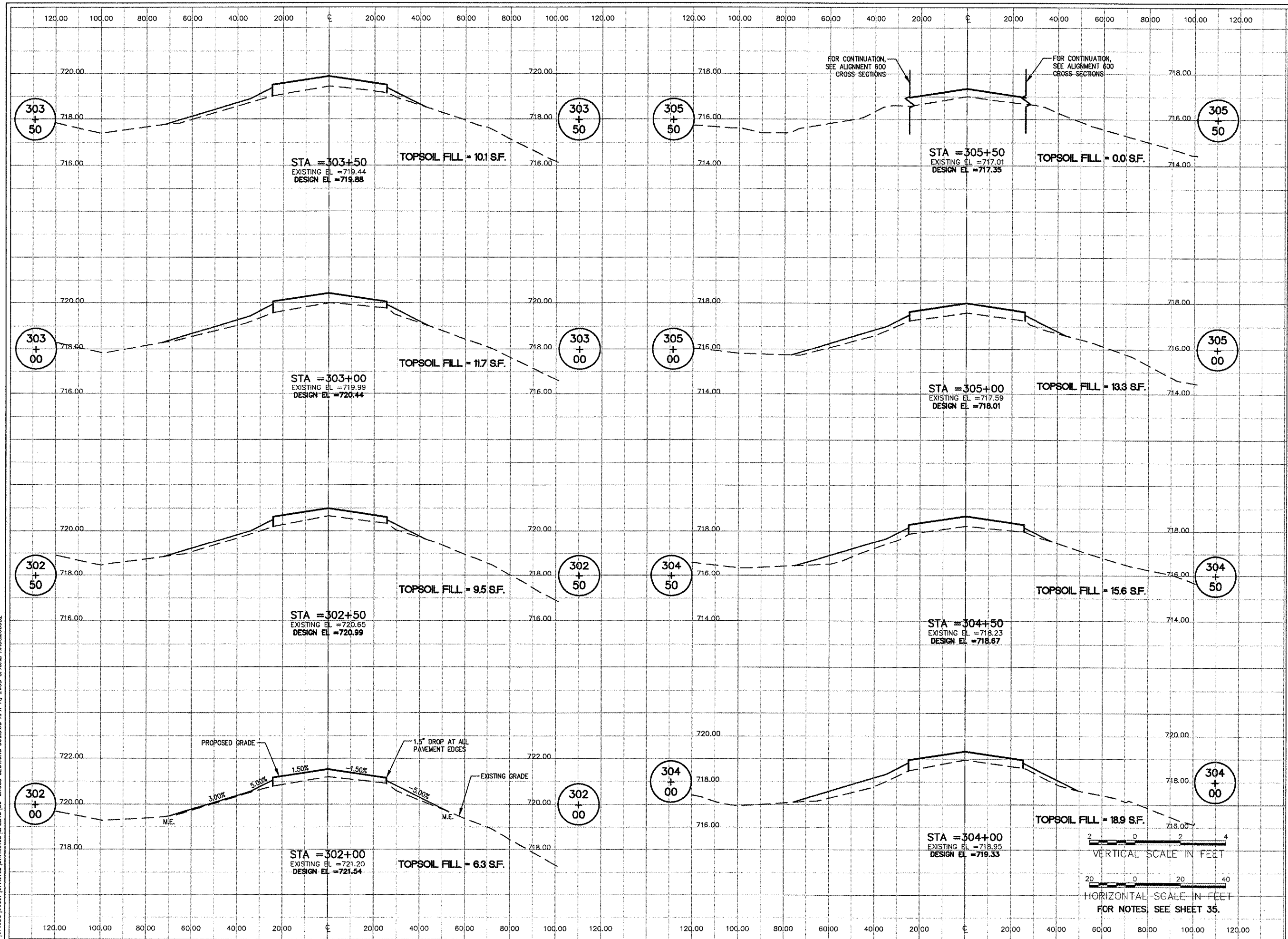
Date
JANUARY 11, 2008
Sheet Title

CROSS SECTIONS
TAXIWAY A
STA. 298+17.92 THRU
STA. 301+50

07A0102	Project Number
LDH	11/02/07
LDH	11/02/07
RMH	01/08/08
LDH	

35

4: 107A055 (008) 107A0102 (DRAWINGS) SHEETS 135 - CROSS SECTIONS 300.DWG APR 11, 2008 8:15AM HAUSM0802

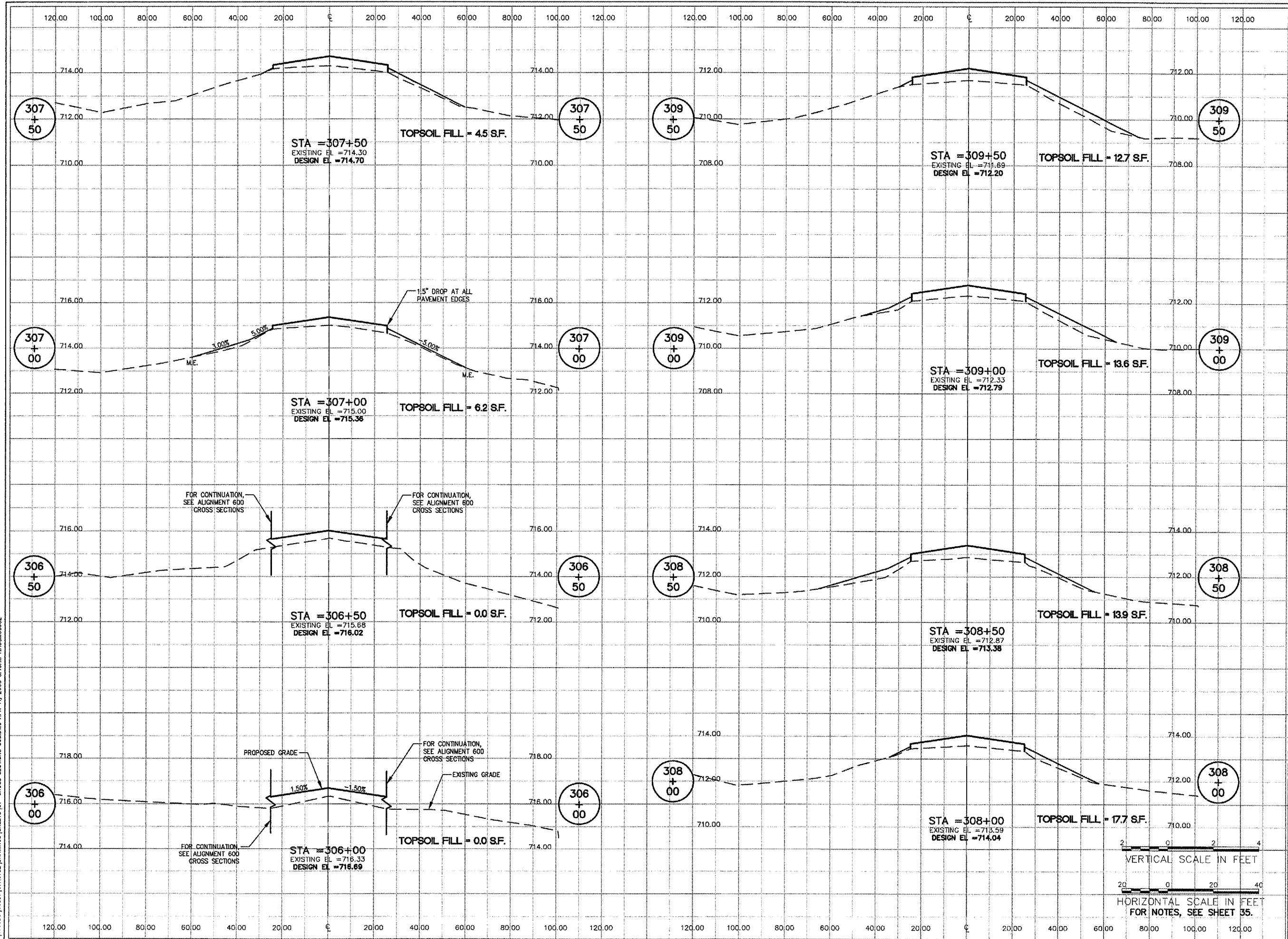


No.	Drawing Issue Description	Date	By

Date: JANUARY 11, 2008
 Sheet Title:

**CROSS SECTIONS
 TAXIWAY A
 STA. 302+00 THRU
 STA. 305+50**

07A0102	Project Number
LDH	11/02/07
LDH	11/02/07
LDH	11/02/07
RMH	01/08/08
LDH	



WA059



HANSON PROFESSIONAL SERVICES INC.

815 Commerce Drive, Suite 200
Oak Brook, Illinois 60523
Telephone: 630.990.3800
Fax: 630.990.3801

Illinois Professional Design Firm
Registration No. 184-001084

© Copyright Hanson Professional Service Inc. 2007



WAUKEGAN REGIONAL AIRPORT
WAUKEGAN PORT DISTRICT

3580 North McAree Road
Waukegan, Illinois 60087
Telephone: 847.244.0066
Fax: 847.244.3813

WAUKEGAN REGIONAL AIRPORT
WAUKEGAN, ILLINOIS

REPAIR AND OVERLAY WEST
PORTION OF TAXIWAY A

AIP PROJECT NO. 3-17-0105-B39
IDA PROJECT NO. UGN-3751

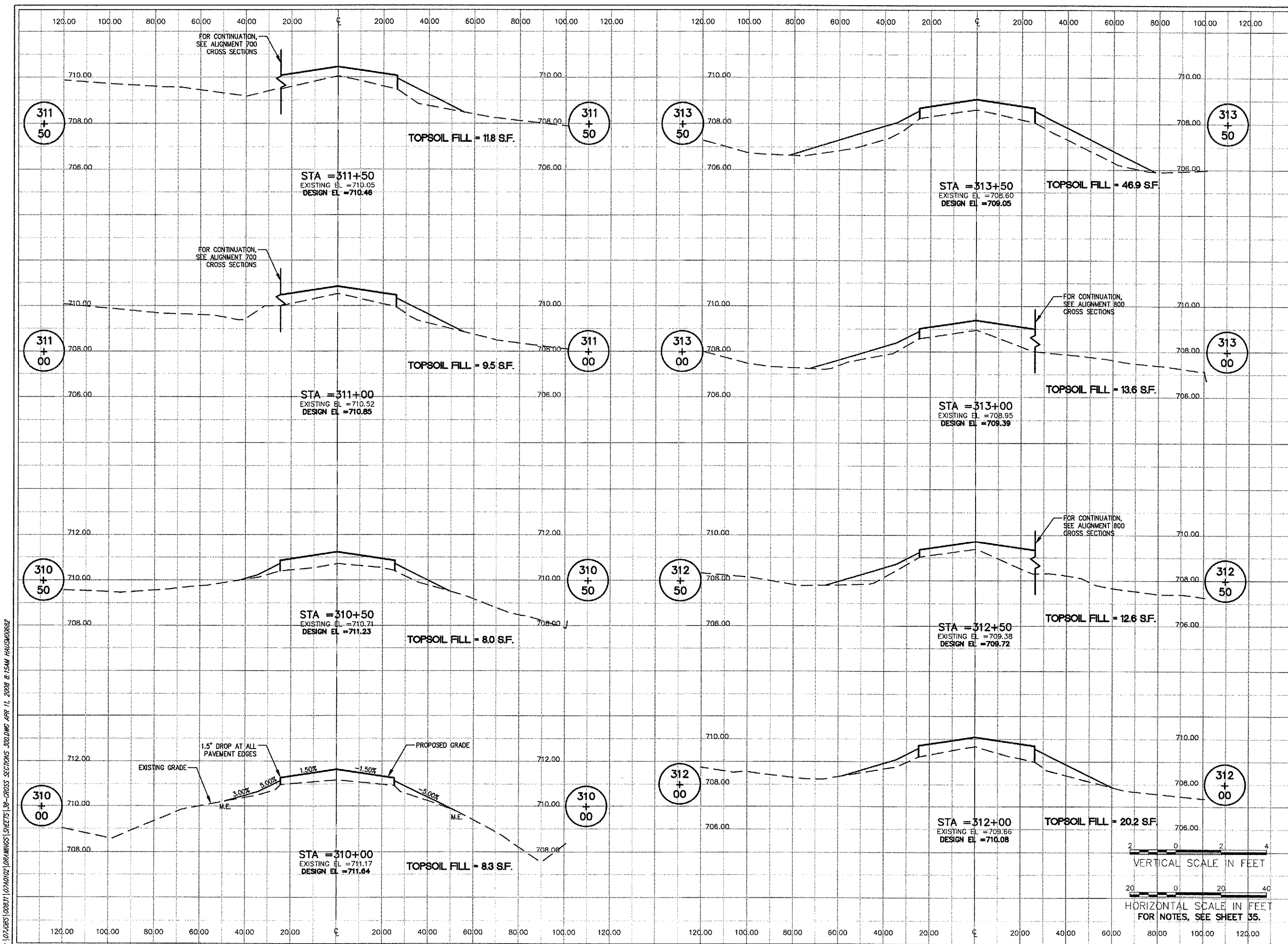
No.	Drawing Issue Description	Date	By

Date
JANUARY 11, 2008

Sheet Title
**CROSS SECTIONS
TAXIWAY A
STA. 306+00 THRU
STA. 309+50**

07A0102
Project Number
LDH 11/02/07
Layout By Date
LDH 11/02/07
Designed By Date
RMH 01/08/08
Reviewed By Date
LDH
Drawn By

4: 1074065 [0007] 07A0102 [00] DRAWINGS SHEETS 137 - CROSS SECTIONS 306+00 THRU STA. 309+50 APR 11, 2008 8:15AM HANSON0602



4:10 JDBS (08/21) 07A0102 DRAWINGS SHEETS 38-CROSS SECTIONS 3D.DWG APR 11, 2008 8:15AM HANSONPROBZ

WA059



HANSON PROFESSIONAL SERVICES INC.

815 Commerce Drive, Suite 200
Oak Brook, Illinois 60523
Telephone: 630.990.3800
Fax: 630.990.3801

Illinois Professional Design Firm
Registration No. 184-001084

© Copyright Hanson Professional Service Inc. 2007



**WAUKEGAN REGIONAL AIRPORT
WAUKEGAN PORT DISTRICT**

3580 North McAree Road
Waukegan, Illinois 60087
Telephone: 847.244.0066
Fax: 847.244.3813

**WAUKEGAN REGIONAL AIRPORT
WAUKEGAN, ILLINOIS**

**REPAIR AND OVERLAY WEST
PORTION OF TAXIWAY A**

**AIP PROJECT NO. 3-17-0105-B39
IDA PROJECT NO. UGN-3751**

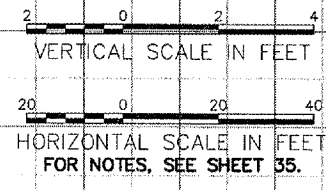
No.	Drawing Issue Description	Date	By

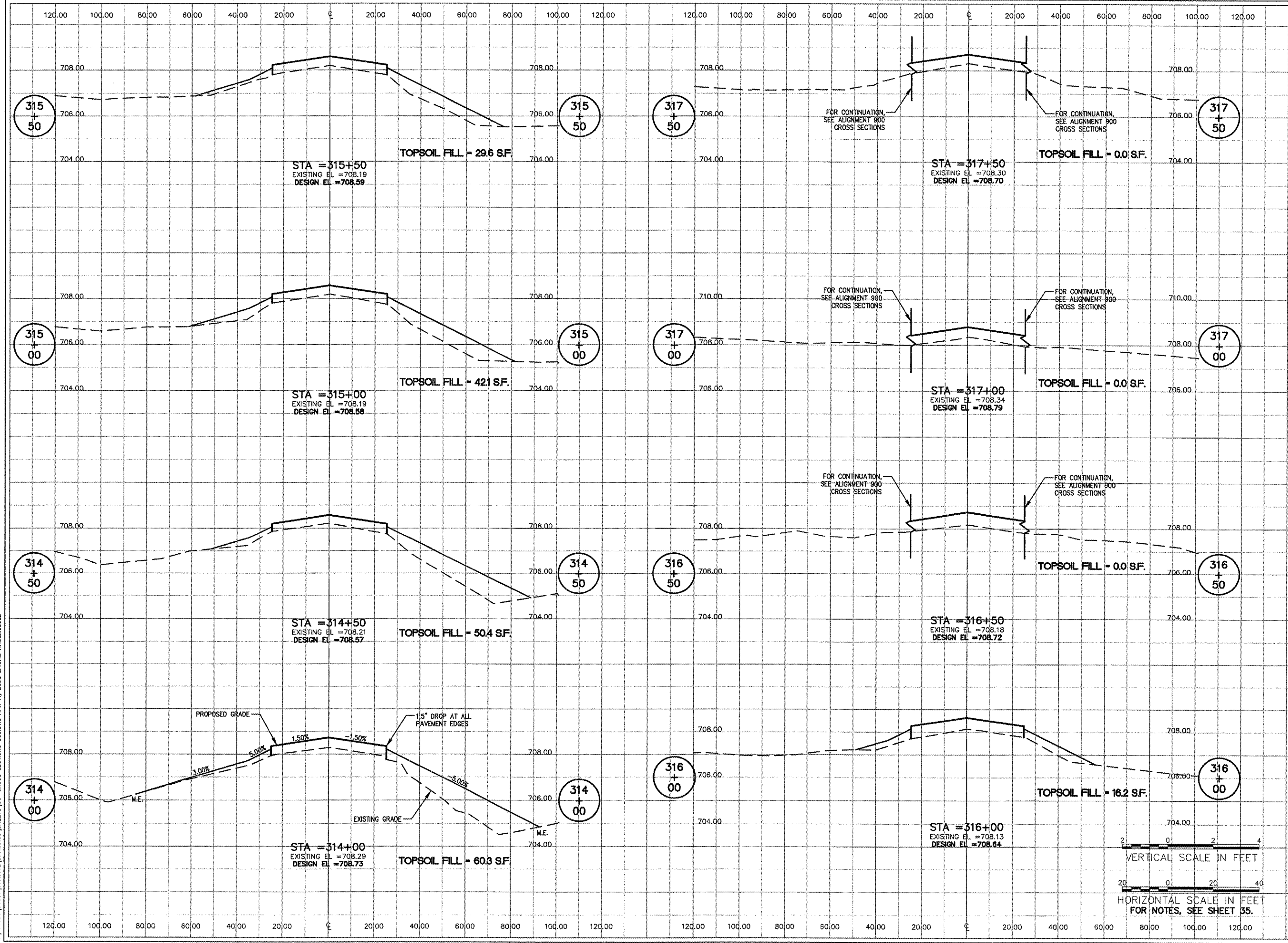
Date: JANUARY 11, 2008

Sheet Title:
**CROSS SECTIONS
TAXIWAY A
STA. 310+00 THRU
STA. 313+50**

07A0102
Project Number
LDH 11/02/07
Layout By Date
LDH 11/02/07
Designed By Date
RMH 01/08/08
Revised By Date
LDH
Drawn By

38





WA059



HANSON PROFESSIONAL SERVICES INC.

815 Commerce Drive, Suite 200
Oak Brook, Illinois 60523
Telephone: 630.990.3800
Fax: 630.990.3801

Illinois Professional Design Firm
Registration No. 184-001084

© Copyright Hanson Professional Service Inc. 2007



WAUKEGAN REGIONAL AIRPORT
WAUKEGAN PORT DISTRICT

3580 North McAree Road
Waukegan, Illinois 60087
Telephone: 847.244.0066
Fax: 847.244.3813

WAUKEGAN REGIONAL AIRPORT
WAUKEGAN, ILLINOIS

REPAIR AND OVERLAY WEST
PORTION OF TAXIWAY A

AIP PROJECT NO. 3-17-0105-B39
IDA PROJECT NO. UGN-3751

No.	Drawing Issue Description	Date	By

Date

JANUARY 11, 2008

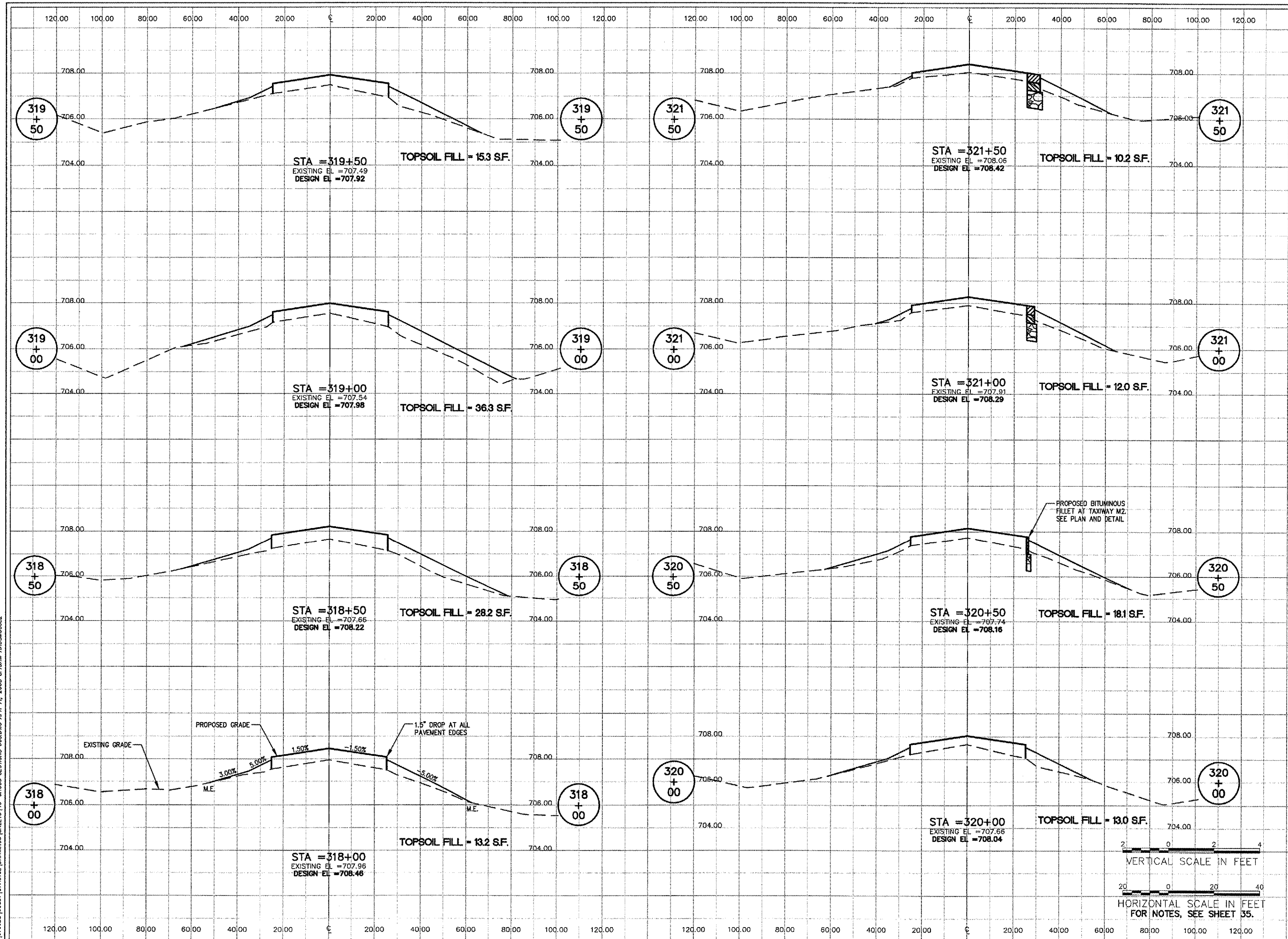
Sheet Title

CROSS SECTIONS
TAXIWAY A
STA. 314+00 THRU
STA. 317+50

07A0102	Project Number
LDH	11/02/07
LDH	11/02/07
LDH	01/08/08
LDH	

L:\07A005\008\07A0102\DRAWINGS\SHEETS\39-CROSS SECTIONS\390.DWG, APR 11, 2008 8:15AM HANSON0802

4: 10/2/05 (0803) (07A0102) DRAWINGS SHEETS 40 - CROSS SECTIONS 300.DWG APR 11, 2008 8:15AM HAUSMORSE



WA059



HANSON PROFESSIONAL SERVICES INC.

815 Commerce Drive, Suite 200
Oak Brook, Illinois 60523
Telephone: 630.990.3800
Fax: 630.990.3801

Illinois Professional Design Firm
Registration No. 184-001084

© Copyright Hanson Professional Service Inc. 2007



WAUKEGAN REGIONAL AIRPORT
WAUKEGAN PORT DISTRICT

3580 North McAree Road
Waukegan, Illinois 60087
Telephone: 847.244.0066
Fax: 847.244.3813

WAUKEGAN REGIONAL AIRPORT
WAUKEGAN, ILLINOIS

REPAIR AND OVERLAY WEST
PORTION OF TAXIWAY A

AIP PROJECT NO. 3-17-0105-B39
IDA PROJECT NO. UGN-3751

No.	Drawing Issue Description	Date	By

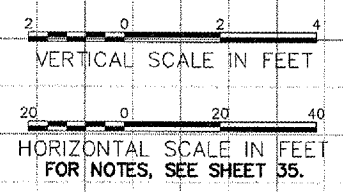
Date

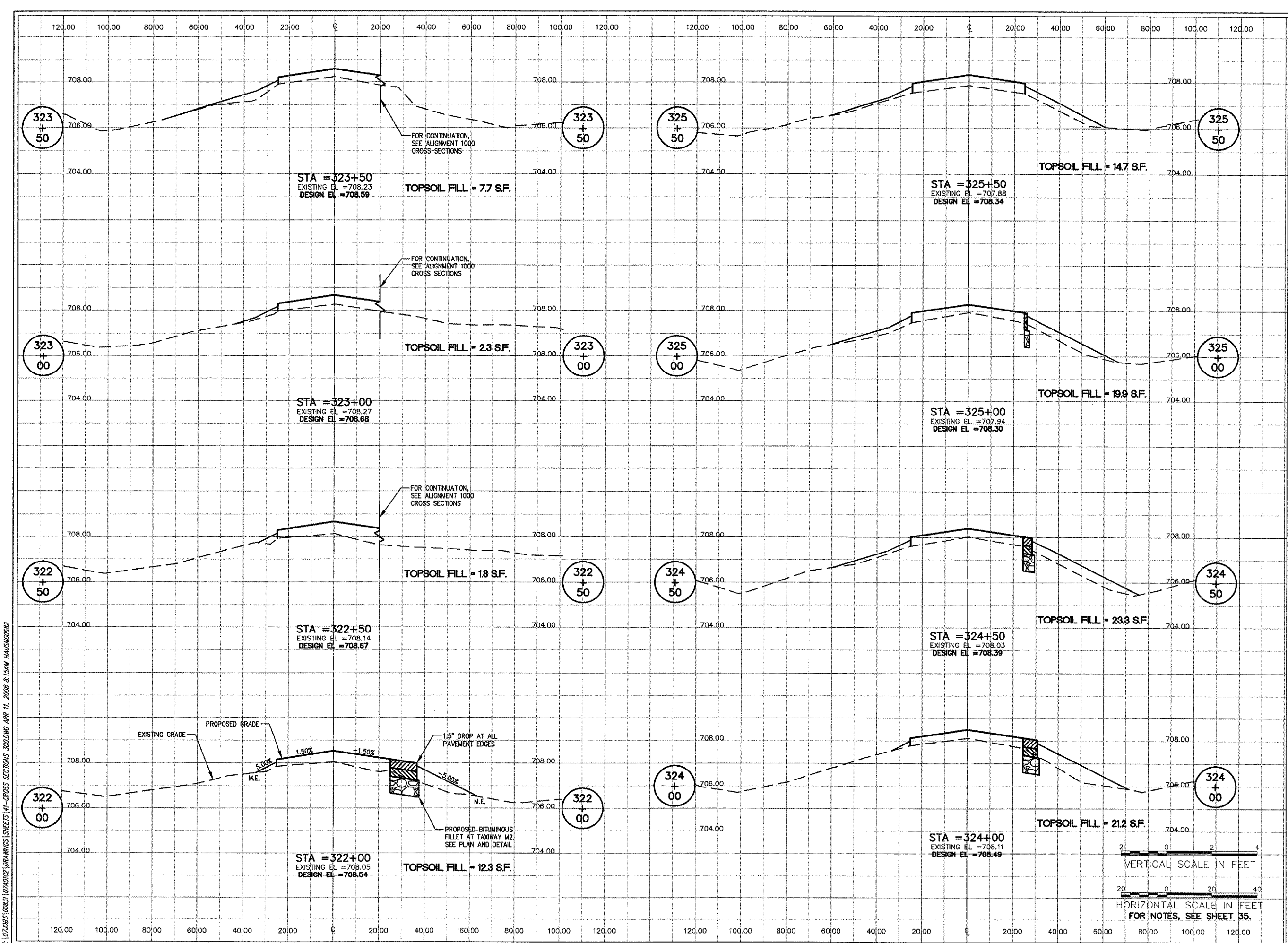
JANUARY 11, 2008

Sheet Title

CROSS SECTIONS
TAXIWAY A
STA. 318+00 THRU
STA. 321+50

07A0102	Project Number
LDH	11/02/07
LDH	11/02/07
LDH	01/08/08
LDH	
LDH	





A: 1074005 (0003) 10740102 (DRAWINGS) SHEETS 41 - CROSS SECTIONS BUILDING APR 11, 2008 @ 15:48 HAUSMORERZ

WA059



HANSON PROFESSIONAL SERVICES INC.

815 Commerce Drive, Suite 200
Oak Brook, Illinois 60523
Telephone: 630.990.3800
Fax: 630.990.3801

Illinois Professional Design Firm
Registration No. 184-001084

© Copyright Hanson Professional Service Inc. 2007



**WAUKEGAN REGIONAL AIRPORT
WAUKEGAN PORT DISTRICT**

3580 North McAree Road
Waukegan, Illinois 60087
Telephone: 847.244.0066
Fax: 847.244.3813

**WAUKEGAN REGIONAL AIRPORT
WAUKEGAN, ILLINOIS**

**REPAIR AND OVERLAY WEST
PORTION OF TAXIWAY A**

**AIP PROJECT NO. 3-17-0105-B39
IDA PROJECT NO. UGN-3751**

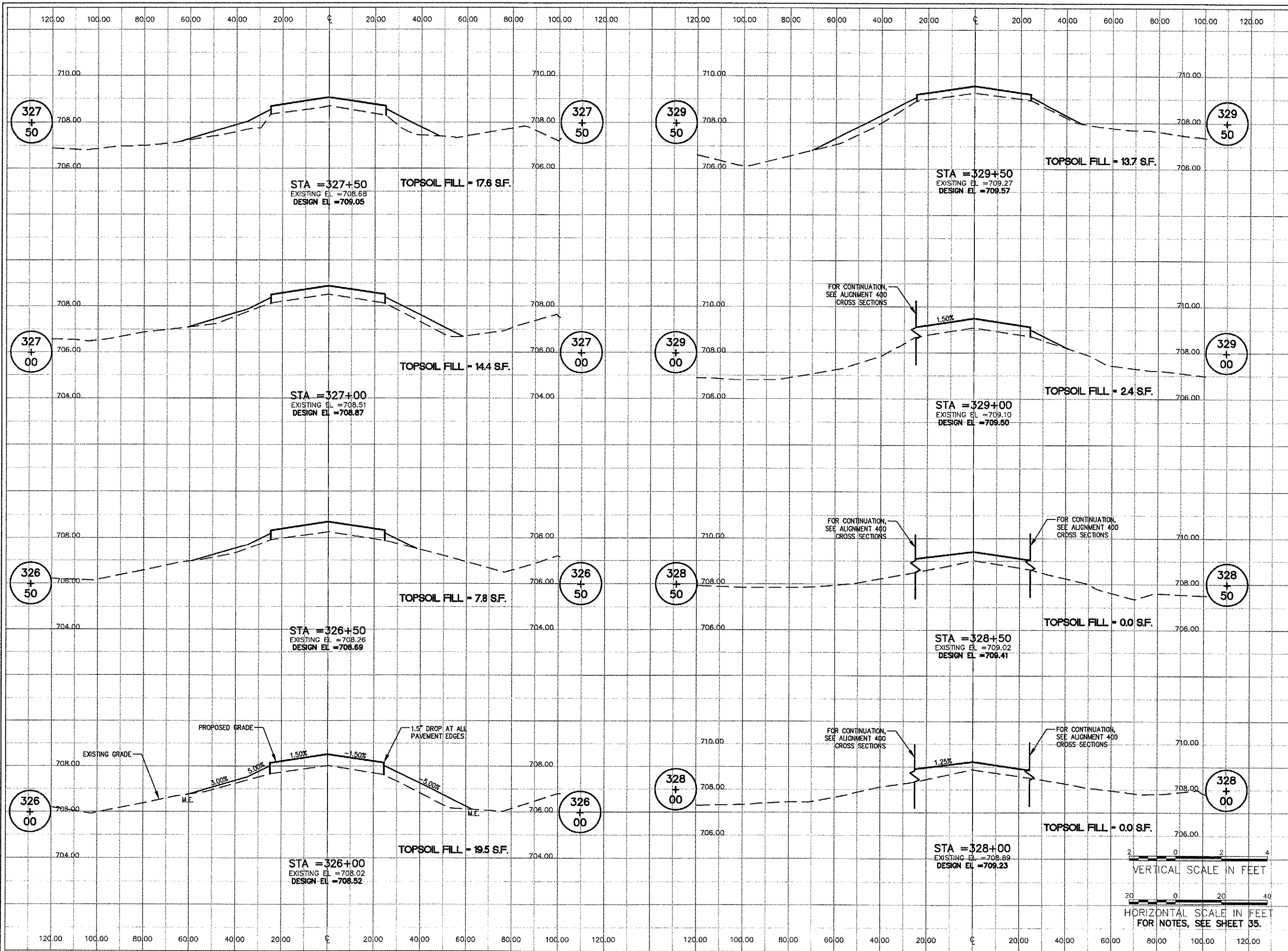
No.	Drawing Issue Description	Date	By

Date
JANUARY 11, 2008

Sheet Title
**CROSS SECTIONS
TAXIWAY A
STA. 322+00 THRU
STA. 325+50**

07A0102
Project Number
LDH 11/02/07
Layout By Date
LDH 11/02/07
Designed By Date
RMH 01/08/08
Reviewed By Date
LDH
Drawn By Sheet No.

A:\07A005\00001\07A0102\DRAWINGS\SHEETS\42-CROSS SECTIONS 300.DWG APR 11, 2008 8:15AM HALSKOBERZ



WA059



HANSON PROFESSIONAL SERVICES INC.

815 Commerce Drive, Suite 200
 Oak Brook, Illinois 60523
 Telephone: 630.990.3800
 Fax: 630.990.3801

Illinois Professional Design Firm
 Registration No. 184-001084

© Copyright Hanson Professional Service Inc. 2007



WAUKEGAN REGIONAL AIRPORT
 WAUKEGAN PORT DISTRICT

3580 North McAree Road
 Waukegan, Illinois 60087
 Telephone: 847.244.0066
 Fax: 847.244.3813

WAUKEGAN REGIONAL AIRPORT
 WAUKEGAN, ILLINOIS

REPAIR AND OVERLAY WEST
 PORTION OF TAXIWAY A

AIP PROJECT NO. 3-17-0105-B39
 IDA PROJECT NO. UGN-3751

No.	Drawing Issue Description	Date	By

Date

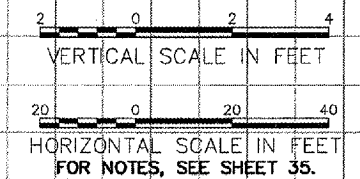
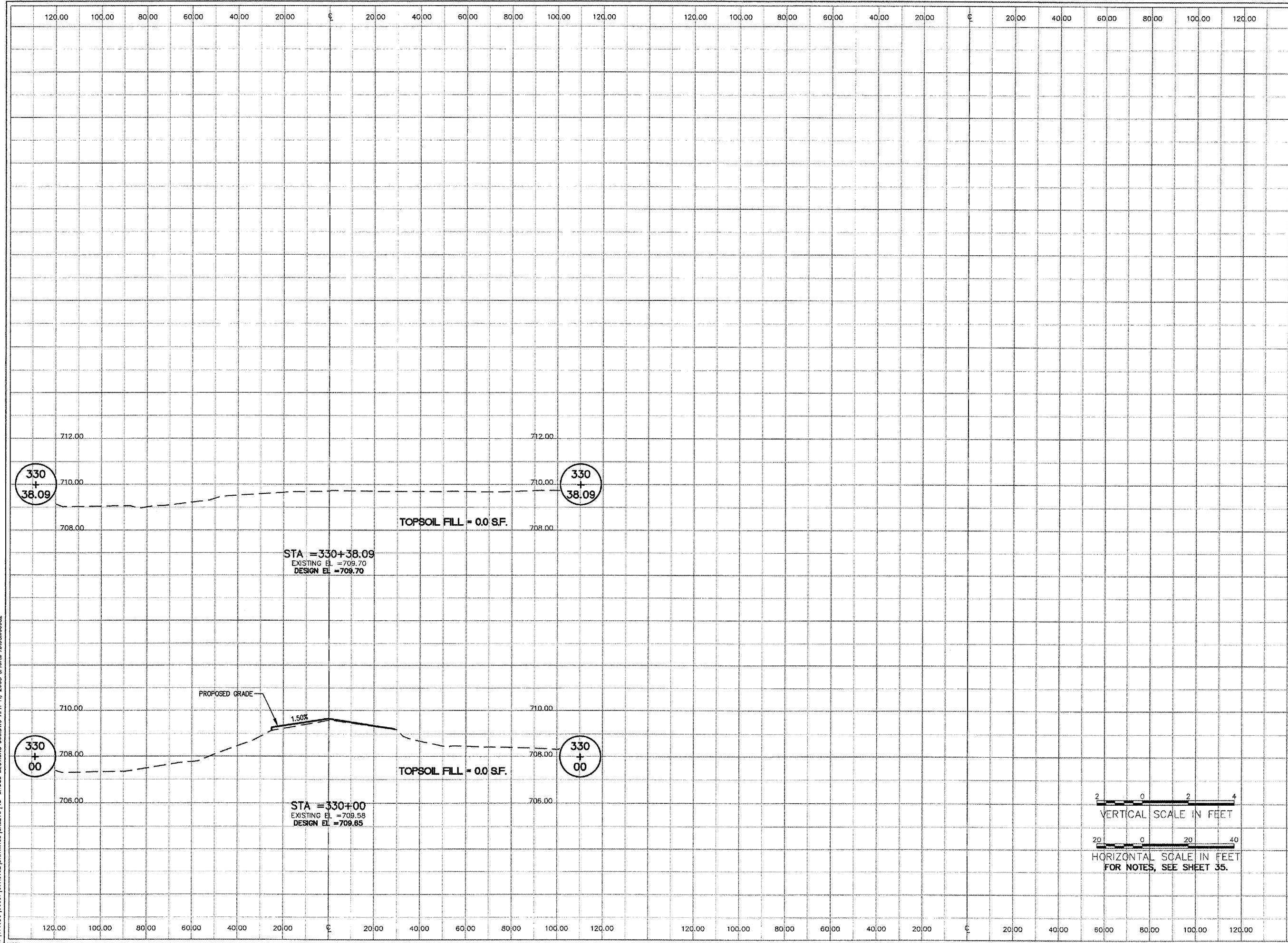
JANUARY 11, 2008

Sheet Title

CROSS SECTIONS
 TAXIWAY A
 STA. 326+00 THRU
 STA. 329+50

07A0102	Project Number
LDH	11/02/07
LDH	11/02/07
LDH	01/08/08
LDH	
LDH	

1: 1074025 (0087) | 07A0102 DRAWINGS SHEETS 43 - CROSS SECTIONS 300.DWG, APR 11, 2008 8:15AM HALSN02622



WA059



HANSON PROFESSIONAL SERVICES INC.

815 Commerce Drive, Suite 200
 Oak Brook, Illinois 60523
 Telephone: 630.990.3800
 Fax: 630.990.3801

Illinois Professional Design Firm
 Registration No. 184-001084

© Copyright Hanson Professional Service Inc. 2007



WAUKEGAN REGIONAL AIRPORT
 WAUKEGAN PORT DISTRICT

3580 North McAree Road
 Waukegan, Illinois 60087
 Telephone: 847.244.0066
 Fax: 847.244.3813

WAUKEGAN REGIONAL AIRPORT
 WAUKEGAN, ILLINOIS

REPAIR AND OVERLAY WEST
 PORTION OF TAXIWAY A

AIP PROJECT NO. 3-17-0105-B39
 IDA PROJECT NO. UGN-3751

No.	Drawing Issue Description	Date	By

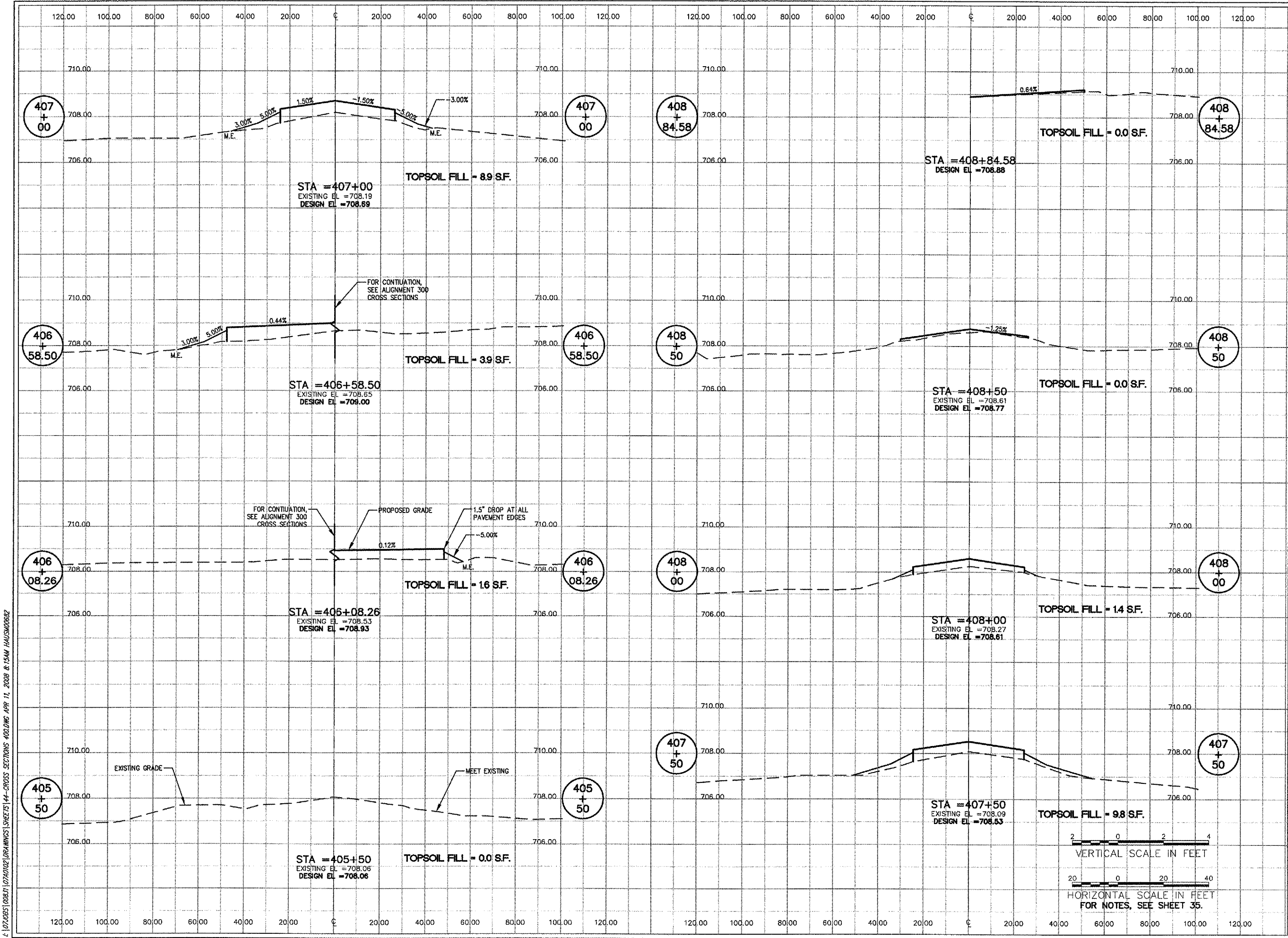
Date

JANUARY 11, 2008

Sheet Title

CROSS SECTIONS
 TAXIWAY A
 STA. 330+00 THRU
 STA. 330+38.09

07A0102	Project Number
LDH	11/02/07
LDH	11/02/07
LDH	11/02/07
LDH	01/08/08
LDH	---
LDH	---



WA059



HANSON PROFESSIONAL SERVICES INC.

815 Commerce Drive, Suite 200
Oak Brook, Illinois 60523
Telephone: 630.990.3800
Fax: 630.990.3801

Illinois Professional Design Firm
Registration No. 184-001064

© Copyright Hanson Professional Service Inc. 2007



WAUKEGAN REGIONAL AIRPORT
WAUKEGAN PORT DISTRICT

3580 North McAree Road
Waukegan, Illinois 60087
Telephone: 847.244.0066
Fax: 847.244.3813

WAUKEGAN REGIONAL AIRPORT
WAUKEGAN, ILLINOIS

REPAIR AND OVERLAY WEST
PORTION OF TAXIWAY A

AIP PROJECT NO. 3-17-0105-B39
IDA PROJECT NO. UGN-3751

No.	Drawing Issue Description	Date	By

Date

JANUARY 11, 2008

Sheet Title

CROSS SECTIONS
TAXIWAY B
STA. 405+50 THRU
STA. 408+84.58

07A0102	Project Number
LDH	11/02/07
LDH	11/02/07
LDH	01/08/08
LDH	
LDH	

L:\07A0051\0083\07A0102\DRAWINGS\SHEETS\44-CROSS SECTIONS 405+50 THRU 408+84.58.DWG APR 11, 2008 8:15AM HALSKM06BZ



HANSON PROFESSIONAL SERVICES INC.

815 Commerce Drive, Suite 200
Oak Brook, Illinois 60523
Telephone: 630.990.3800
Fax: 630.990.3801

Illinois Professional Design Firm
Registration No. 184-001084

© Copyright Hanson Professional Service Inc. 2007



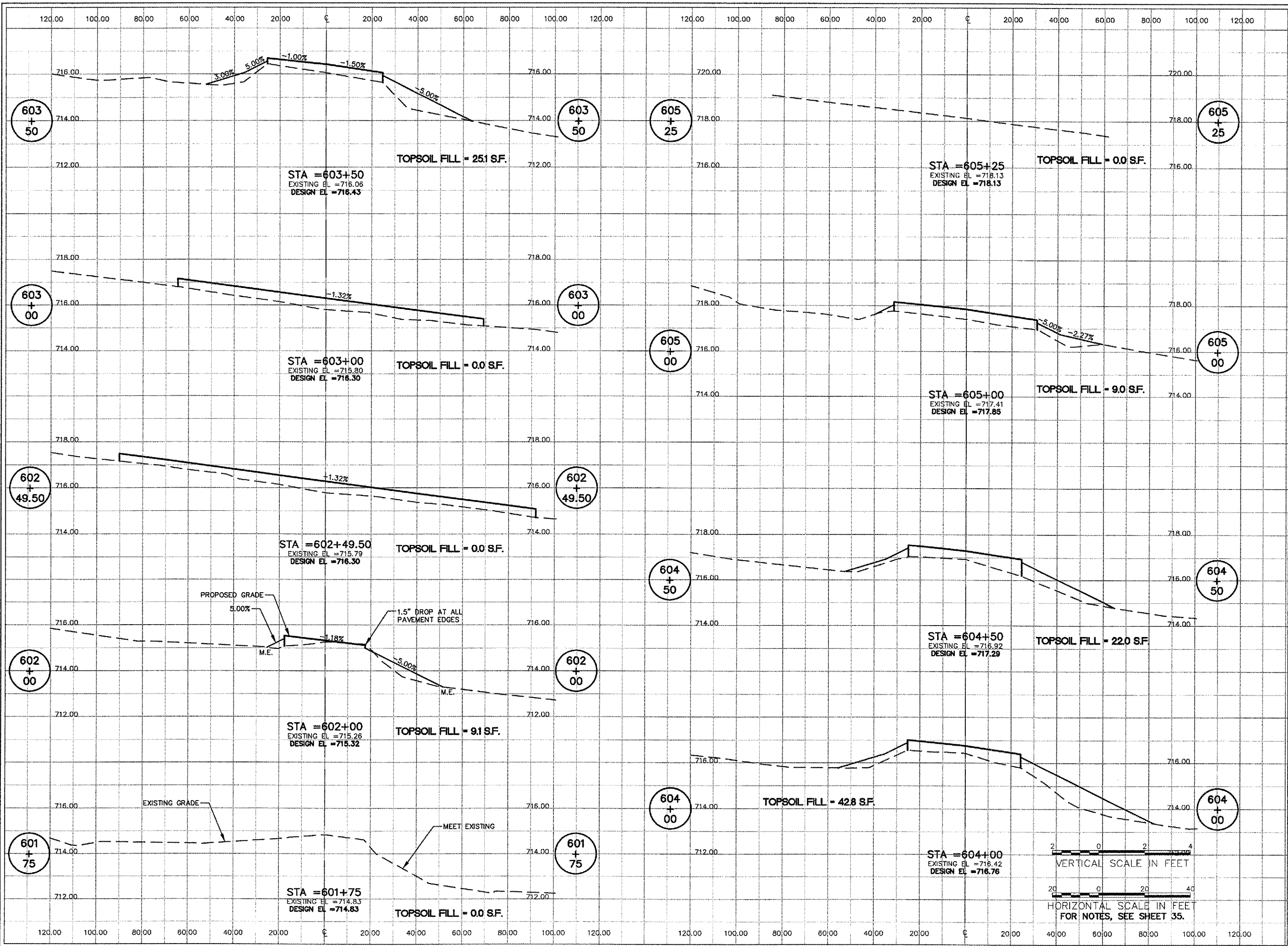
WAUKEGAN REGIONAL AIRPORT
WAUKEGAN PORT DISTRICT

3580 North McAre Road
Waukegan, Illinois 60087
Telephone: 847.244.0066
Fax: 847.244.3813

WAUKEGAN REGIONAL AIRPORT
WAUKEGAN, ILLINOIS

REPAIR AND OVERLAY WEST
PORTION OF TAXIWAY A

AIP PROJECT NO. 3-17-0105-B39
IDA PROJECT NO. UGN-3751



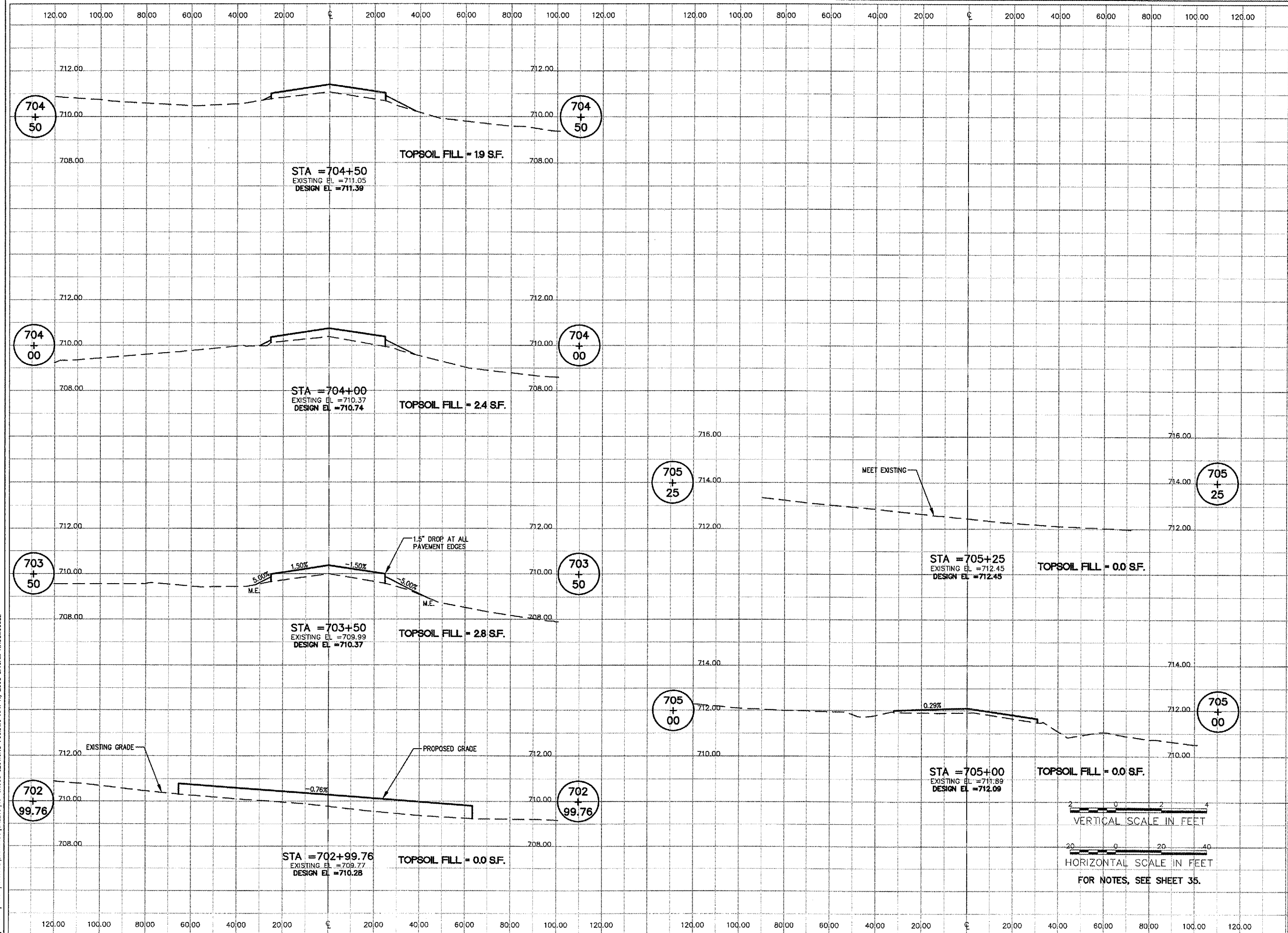
No.	Drawing Issue Description	Date	By

Date: JANUARY 11, 2008
Sheet Title:

CROSS SECTIONS
TAXIWAY A2/S1
STA. 601+75 THRU
STA. 605+25

07A0102
Project Number
LDH 12/03/07
Layout By Date
LDH 12/03/07
Designed By Date
RMH 01/08/08
Reviewed By Date
LDH
Drawn By
Sheet No.

4-101025 (0803) (07A0102) (ARRANGING) SHEETS 1-15 - CROSS SECTIONS BOLDING APR 11, 2008 @ 16AM HAUSKOR62



WA059



HANSON PROFESSIONAL SERVICES INC.

815 Commerce Drive, Suite 200
 Oak Brook, Illinois 60523
 Telephone: 630.990.3800
 Fax: 630.990.3801

Illinois Professional Design Firm
 Registration No. 184-001084

© Copyright Hanson Professional Service Inc. 2007



WAUKEGAN REGIONAL AIRPORT
 WAUKEGAN PORT DISTRICT

3580 North McAree Road
 Waukegan, Illinois 60087
 Telephone: 847.244.0066
 Fax: 847.244.3813

WAUKEGAN REGIONAL AIRPORT
 WAUKEGAN, ILLINOIS

REPAIR AND OVERLAY WEST
 PORTION OF TAXIWAY A

AIP PROJECT NO. 3-17-0105-B39
 IDA PROJECT NO. UGN-3751

No.	Drawing Issue Description	Date	By

Date

JANUARY 11, 2008

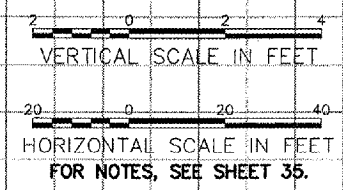
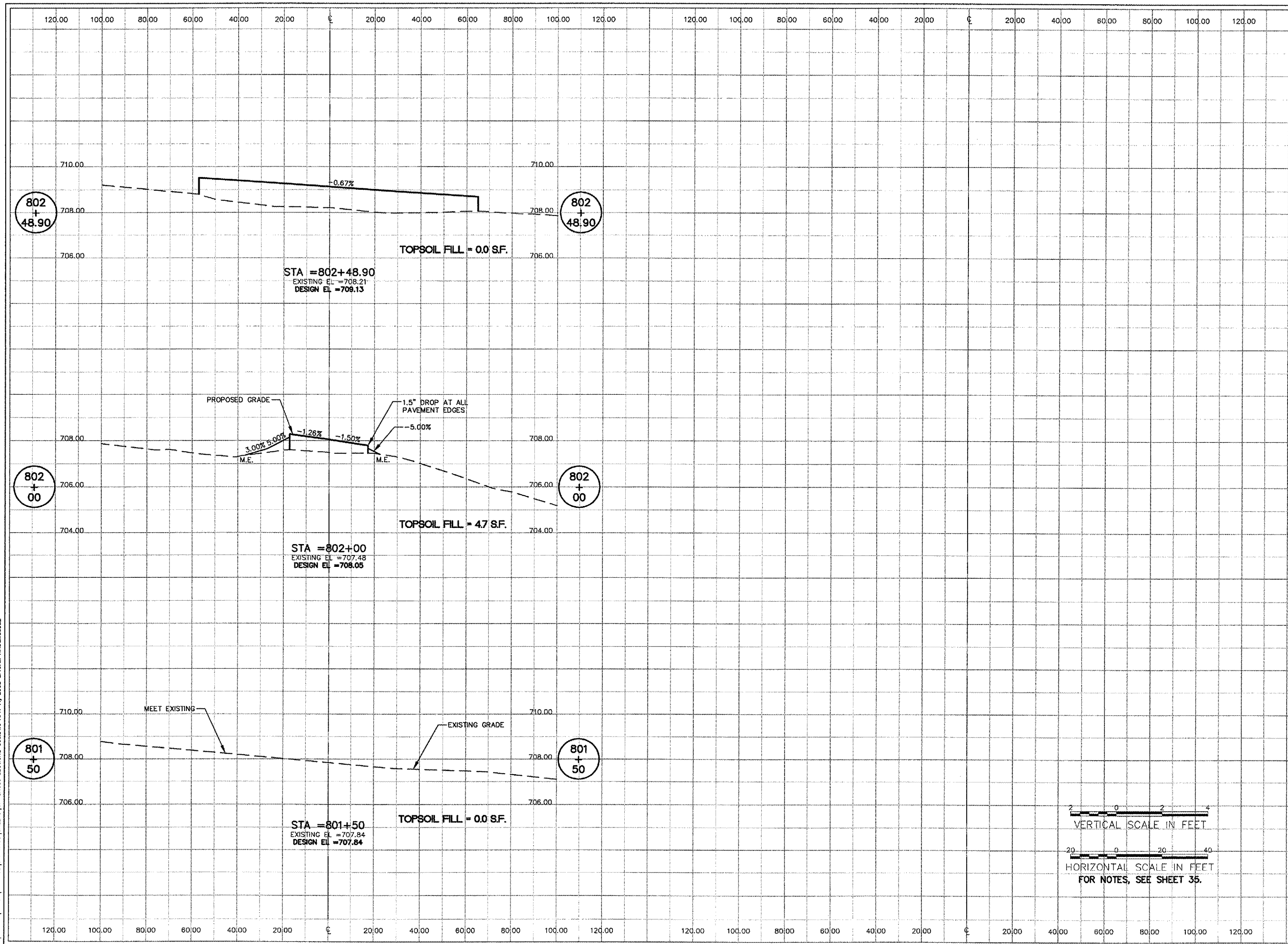
Sheet Title

**CROSS SECTIONS
 TAXIWAY A3
 STA. 702+99.76 THRU
 STA. 705+25**

07A0102
 Project Number
 LDH 11/13/07
 Layout By Date
 LDH 11/13/07
 Designed By Date
 RMH 01/08/08
 Reviewed By Date
 LDH
 Drawn By

4-1074055 (04/01) (07/01/02) (04/11/05) SHEETS 46- CROSS SECTIONS 700.DWG, APR 11, 2008 8:16AM HANSON0802

4: 1072085 (0003) (07A0102) (RAHWMS) (SHEETS) 17 - CROSS SECTIONS BUILDING APR 11, 2008 @ 16:44 HANSON0002



WA059



HANSON PROFESSIONAL SERVICES INC.

815 Commerce Drive, Suite 200
Oak Brook, Illinois 60523
Telephone: 630.990.3800
Fax: 630.990.3801

Illinois Professional Design Firm
Registration No. 184-001084

© Copyright Hanson Professional Service Inc. 2007



WAUKEGAN REGIONAL AIRPORT
WAUKEGAN PORT DISTRICT

3580 North McAree Road
Waukegan, Illinois 60087
Telephone: 847.244.0066
Fax: 847.244.3813

WAUKEGAN REGIONAL AIRPORT
WAUKEGAN, ILLINOIS

REPAIR AND OVERLAY WEST
PORTION OF TAXIWAY A

AIP PROJECT NO. 3-17-0105-B39
IDA PROJECT NO. UGN-3751

No.	Drawing Issue Description	Date	By

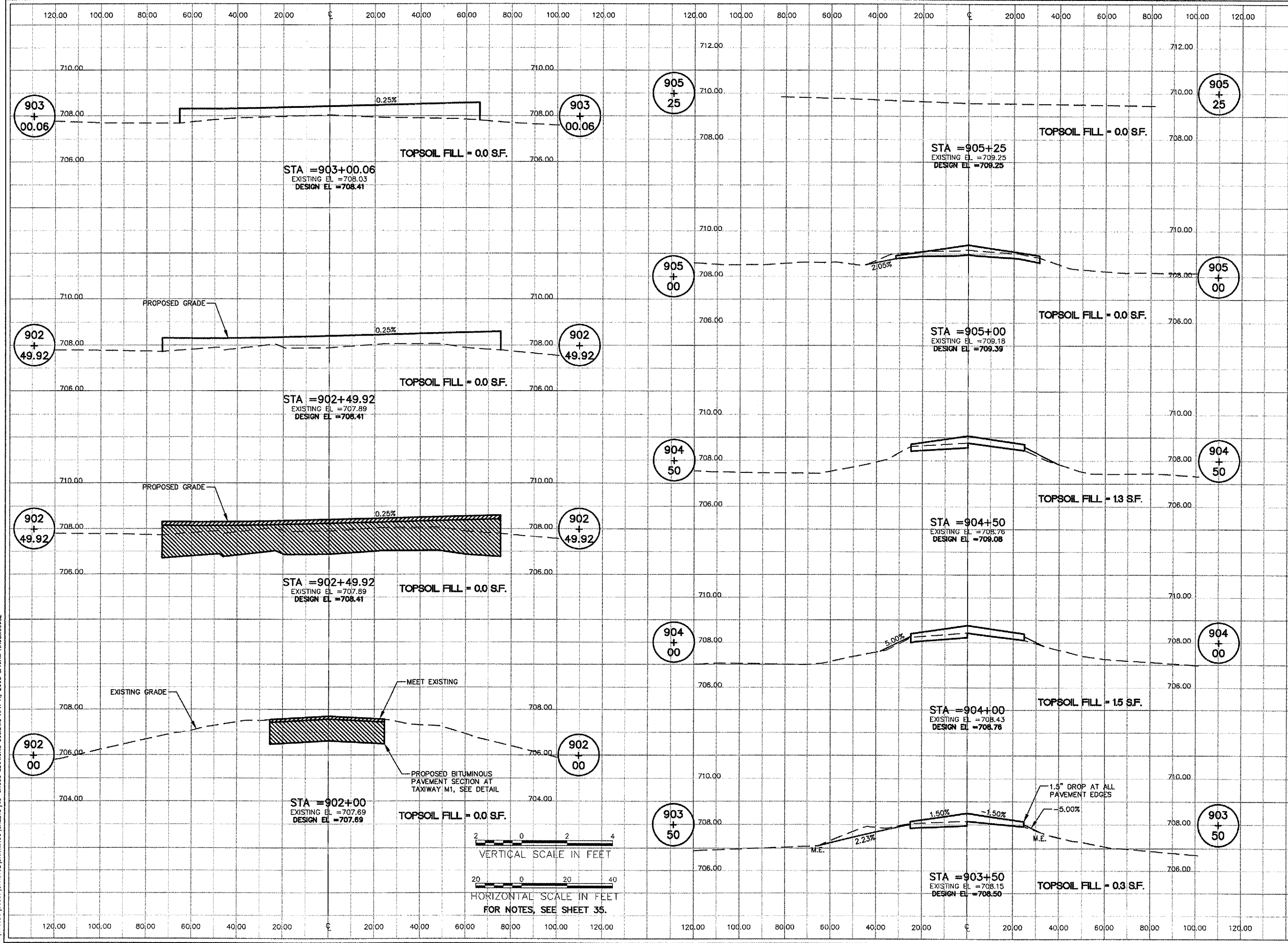
Date

JANUARY 11, 2008

Sheet Title

CROSS SECTIONS
TAXIWAY S2
STA. 801+50 THRU
STA. 802+48.90

07A0102	Project Number
LDH	11/13/07
LDH	11/13/07
LDH	01/08/08
LDH	
LDH	



WA059



HANSON PROFESSIONAL SERVICES INC.

815 Commerce Drive, Suite 200
Oak Brook, Illinois 60523
Telephone: 630.990.3800
Fax: 630.990.3801

Illinois Professional Design Firm
Registration No. 184-001084

© Copyright Hanson Professional Service Inc. 2007



WAUKEGAN REGIONAL AIRPORT
WAUKEGAN PORT DISTRICT

3580 North McAree Road
Waukegan, Illinois 60087
Telephone: 847.244.0066
Fax: 847.244.3813

WAUKEGAN REGIONAL AIRPORT
WAUKEGAN, ILLINOIS

REPAIR AND OVERLAY WEST
PORTION OF TAXIWAY A

AIP PROJECT NO. 3-17-0105-B39
IDA PROJECT NO. UGN-3751

No.	Drawing Issue Description	Date	By

Date

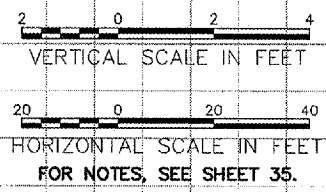
JANUARY 11, 2008

Sheet Title

TAXIWAY A4/S3
CROSS SECTIONS
STA. 902+00 THRU
STA. 905+25

07A0102
Project Number
LDH 11/13/07
Layout By Date
LDH 11/13/07
Designed By Date
RMH 01/08/08
Reviewed By Date
LDH
Drawn By

4: 107.0051 (0087) (07A0102) DRAWINGS SHEETS 48 - CROSS SECTIONS GOULDING APR 11, 2008 B. LEAH HANSON0682





HANSON PROFESSIONAL SERVICES INC.

815 Commerce Drive, Suite 200
Oak Brook, Illinois 60523
Telephone: 630.990.3800
Fax: 630.990.3801

Illinois Professional Design Firm
Registration No. 184-001084

© Copyright Hanson Professional Service Inc. 2007



WAUKEGAN REGIONAL AIRPORT
WAUKEGAN PORT DISTRICT

3580 North McAree Road
Waukegan, Illinois 60087
Telephone: 847.244.0066
Fax: 847.244.3813

WAUKEGAN REGIONAL AIRPORT
WAUKEGAN, ILLINOIS

REPAIR AND OVERLAY WEST
PORTION OF TAXIWAY A

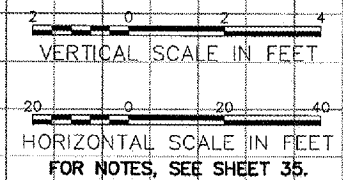
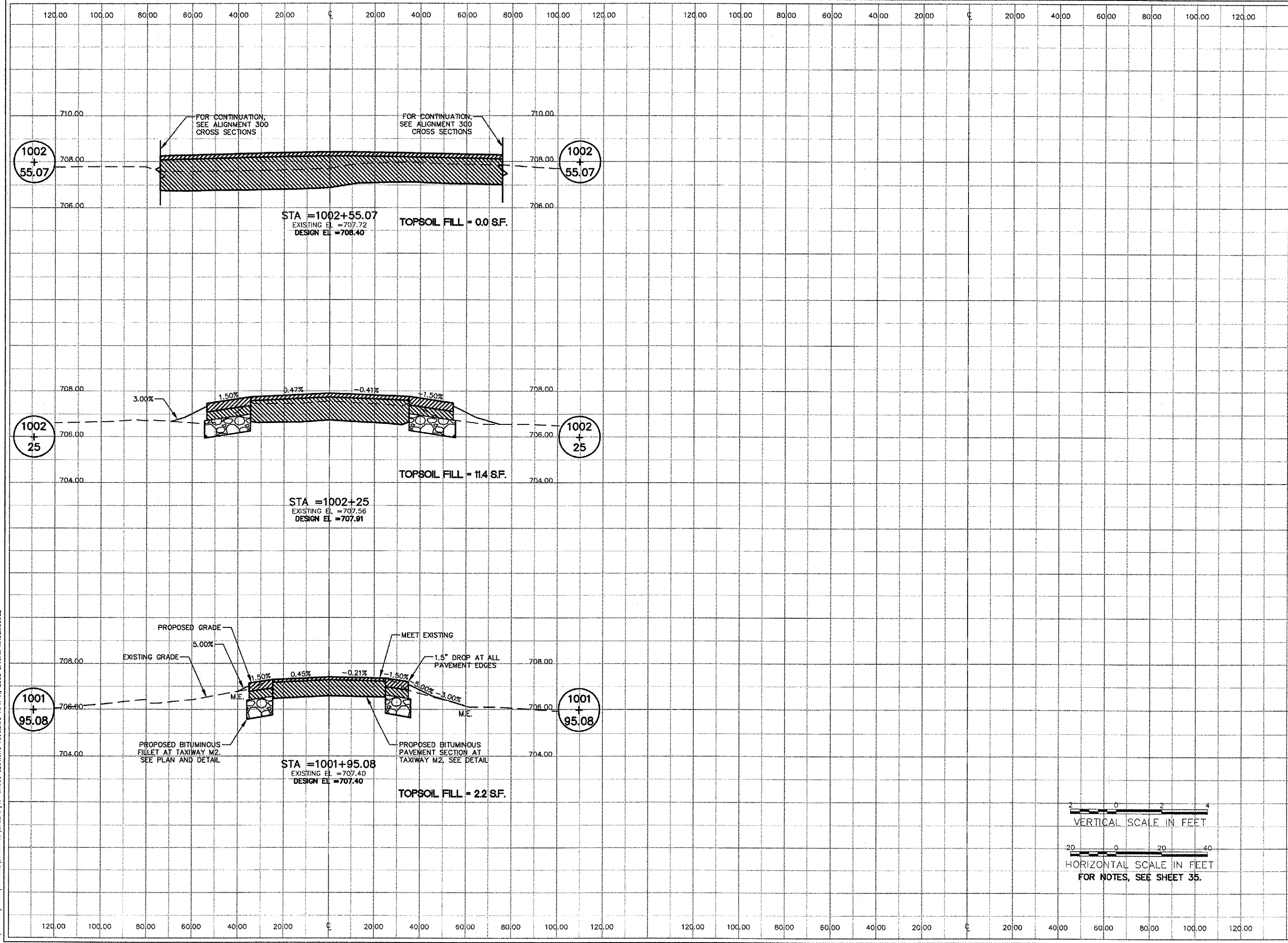
AIP PROJECT NO. 3-17-0105-B39
IDA PROJECT NO. UGN-3751

No.	Drawing Issue Description	Date	By

Date
JANUARY 11, 2008

Sheet Title
**CROSS SECTIONS
TAXIWAY M1
STA. 1001+95.08 THRU
STA. 1002+55.07**

07A0102
Project Number
LDH 11/13/07
Layout By Date
LDH 11/13/07
Designed By Date
RMH 01/08/08
Reviewed By Date
LDH
Drawn By



4: 1074005 100837 107A0102 DRAWINGS SHEETS 149-CROSS SECTIONS 1000.DWG APR 11, 2008 8:16AM HALSMDR2



HANSON PROFESSIONAL SERVICES INC.

815 Commerce Drive, Suite 200
Oak Brook, Illinois 60523
Telephone: 630.990.3800
Fax: 630.990.3801

Illinois Professional Design Firm
Registration No. 184-001084

© Copyright Hanson Professional Service Inc. 2007



WAUKEGAN REGIONAL AIRPORT
WAUKEGAN PORT DISTRICT

3580 North McAree Road
Waukegan, Illinois 60087
Telephone: 847.244.0066
Fax: 847.244.3813

WAUKEGAN REGIONAL AIRPORT
WAUKEGAN, ILLINOIS

REPAIR AND OVERLAY WEST
PORTION OF TAXIWAY A

AIP PROJECT NO. 3-17-0105-B39
IDA PROJECT NO. UGN-3751

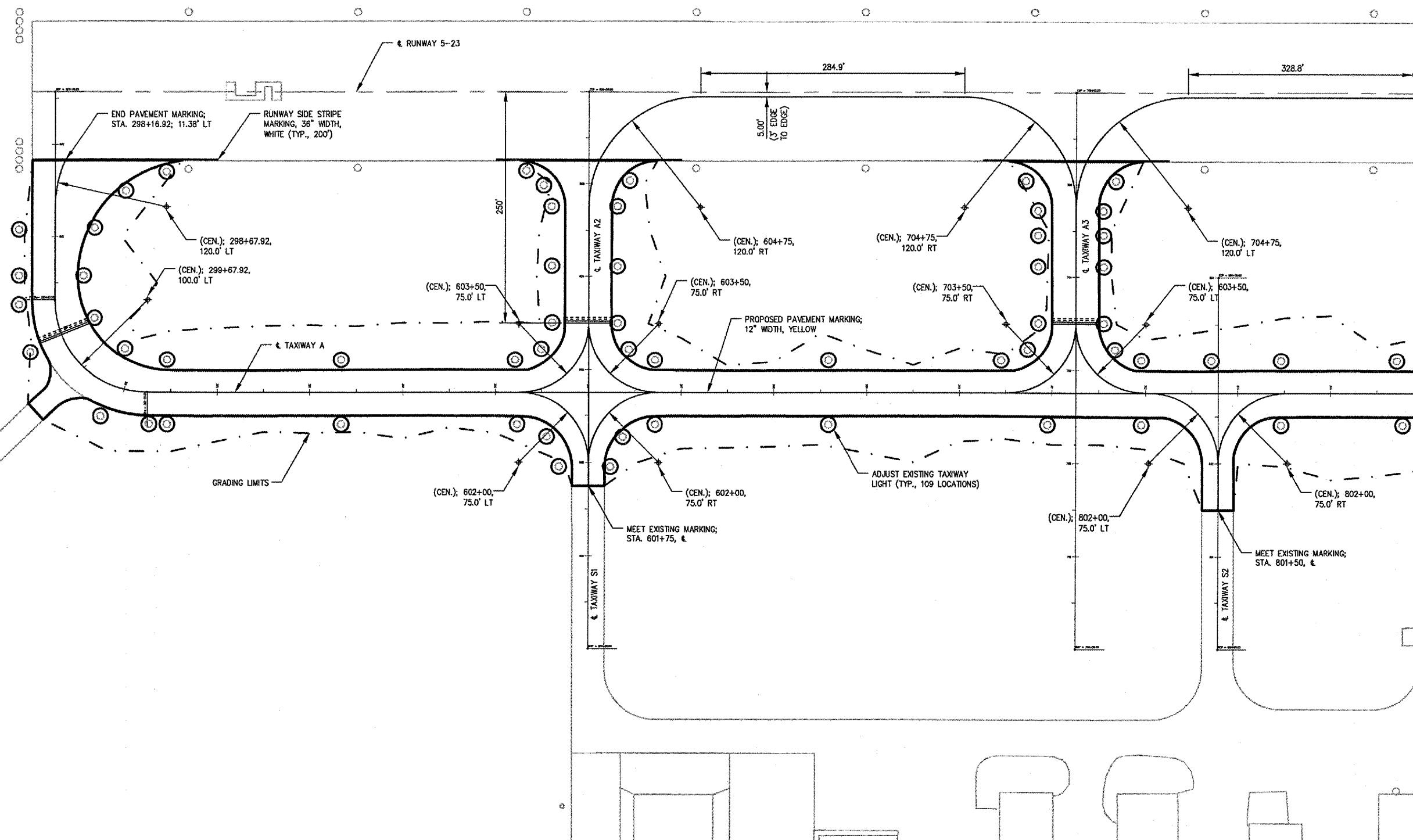
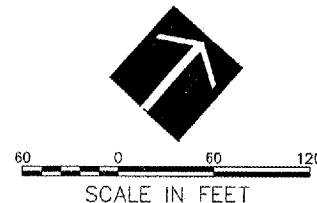
MATCH LINE STA. 315+00

LEGEND

- EXISTING TAXIWAY LIGHT
- RELOCATED LIGHT
- EXISTING FIXTURE TO BE ADJUSTED
- EXISTING FIXTURE TO BE RELOCATED
- 1/C #8 5 KV UG CABLE IN UD

NOTE:

FOR MARKING DETAILS, SEE SHEET 52.



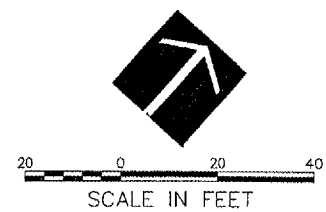
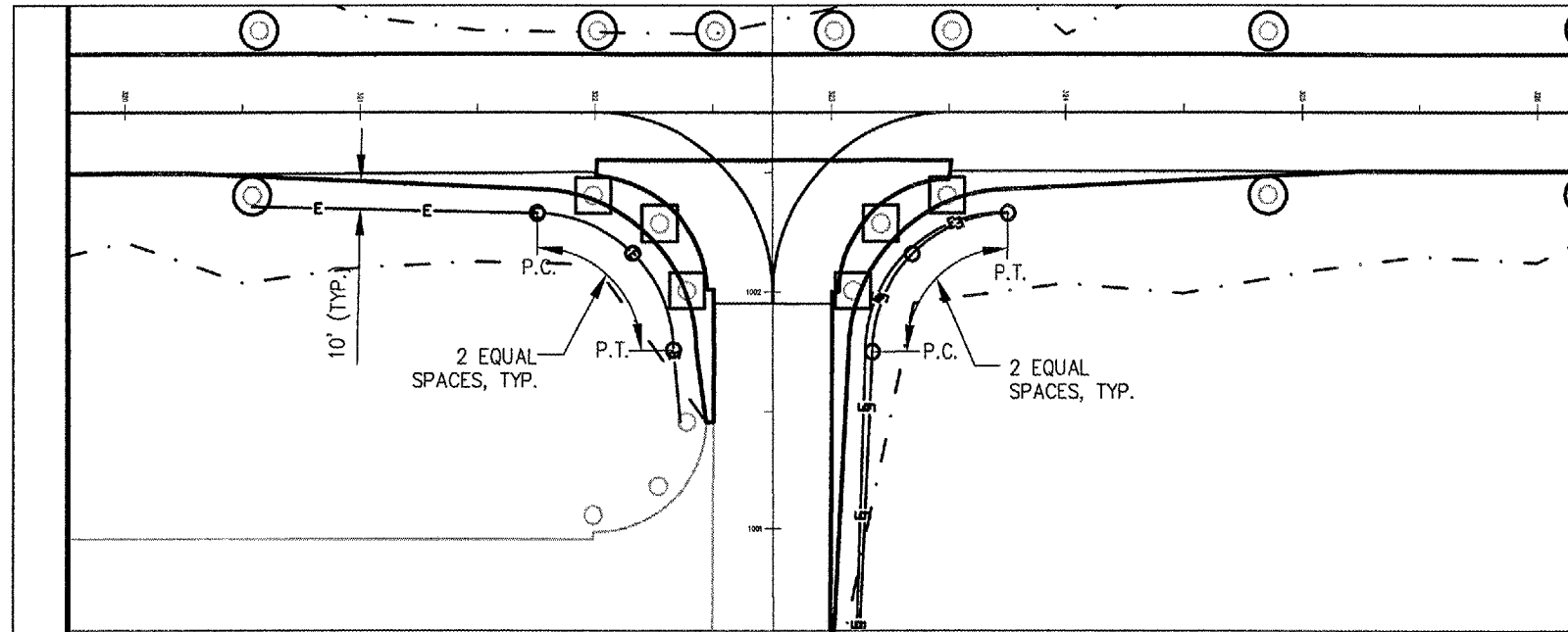
P: 07A005 (0083) 07A0102 (VAR) MARKINGS SHEETS 50- LIGHTING AND MARKING PLANS APR 11, 2008 & 16AM HANSON0682

No.	Drawing Issue Description	Date	By

Date
JANUARY 11, 2008
Sheet Title

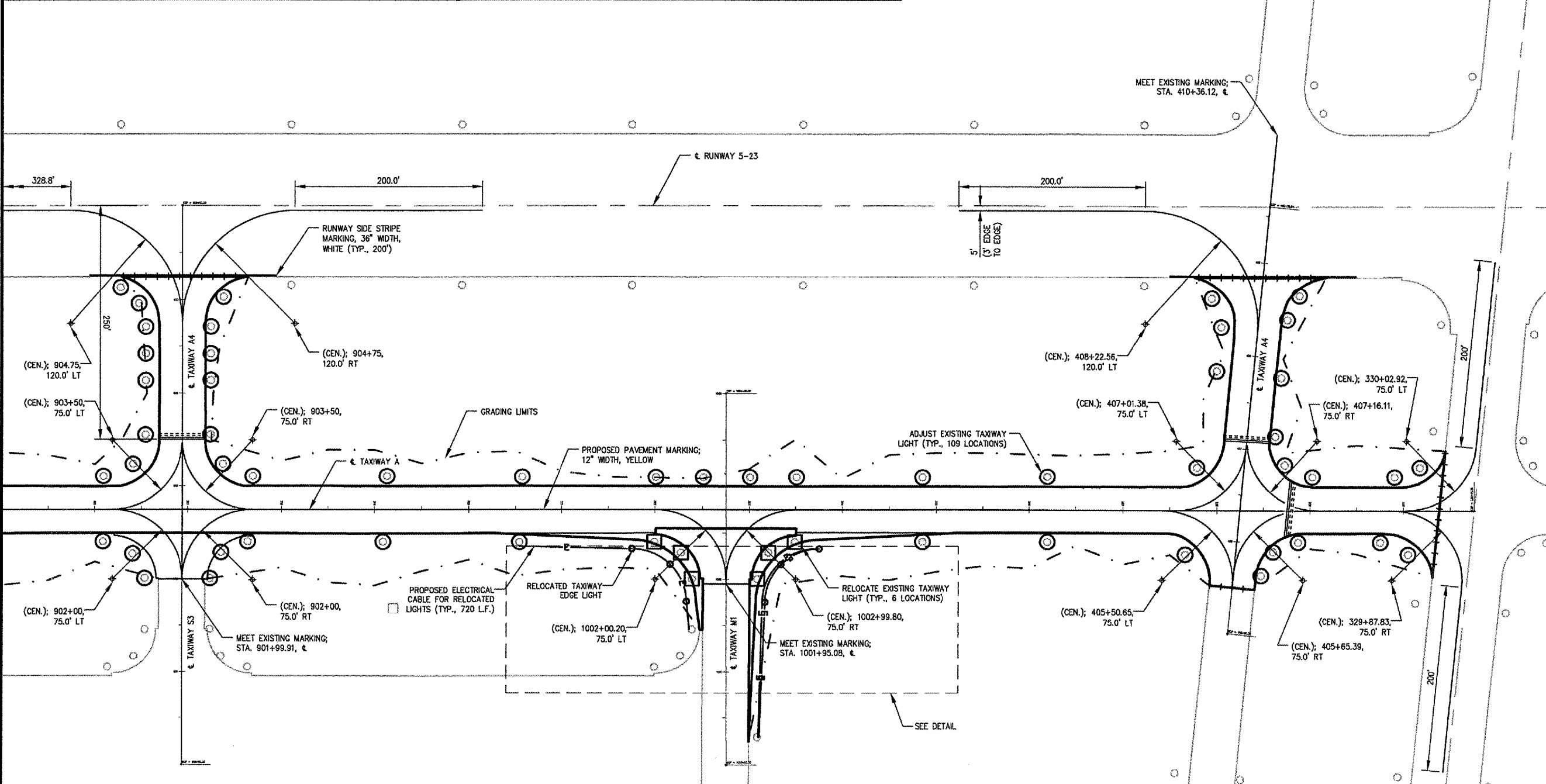
LIGHT ADJUSTMENT AND MARKING PLAN

07A0102	Project Number
LDH	12/04/07
LDH	12/04/07
RMH	01/08/08
LDH	



NOTE:
 1. FOR NOTES AND LEGEND, SEE SHEET 50.
 2. FOR DETAILS, SEE SHEET 52.
 3. LOCATION FOR EXTEND 4-WAY DUCT SHOWN ON SHEET 23.

MATCH LINE STA. 315+00



WA059



HANSON PROFESSIONAL SERVICES INC.

815 Commerce Drive, Suite 200
 Oak Brook, Illinois 60523
 Telephone: 630.990.3800
 Fax: 630.990.3801

Illinois Professional Design Firm
 Registration No. 184-001084

© Copyright Hanson Professional Service Inc. 2007



WAUKEGAN REGIONAL AIRPORT
 WAUKEGAN PORT DISTRICT

3580 North McAree Road
 Waukegan, Illinois 60087
 Telephone: 847.244.0066
 Fax: 847.244.3813

WAUKEGAN REGIONAL AIRPORT
 WAUKEGAN, ILLINOIS

REPAIR AND OVERLAY WEST
 PORTION OF TAXIWAY A

AIP PROJECT NO. 3-17-0105-B39
 IDA PROJECT NO. UGN-3751

No.	Drawing Issue Description	Date	By

Date

JANUARY 11, 2008

Sheet Title

**LIGHT ADJUSTMENT
 AND MARKING PLAN**

07A0102	Project Number
LDH	12/04/07
LDH	12/04/07
LDH	01/08/08
LDH	



HANSON PROFESSIONAL SERVICES INC.

815 Commerce Drive, Suite 200
Oak Brook, Illinois 60523
Telephone: 630.990.3800
Fax: 630.990.3801

Illinois Professional Design Firm
Registration No. 184-001084

© Copyright Hanson Professional Service Inc. 2007



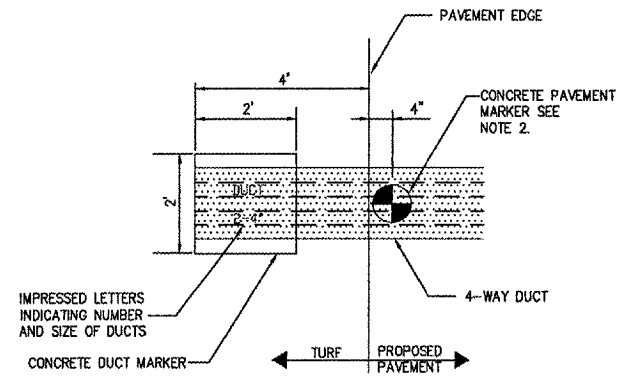
WAUKEGAN REGIONAL AIRPORT
WAUKEGAN PORT DISTRICT

3580 North McAree Road
Waukegan, Illinois 60087
Telephone: 847.244.0066
Fax: 847.244.3813

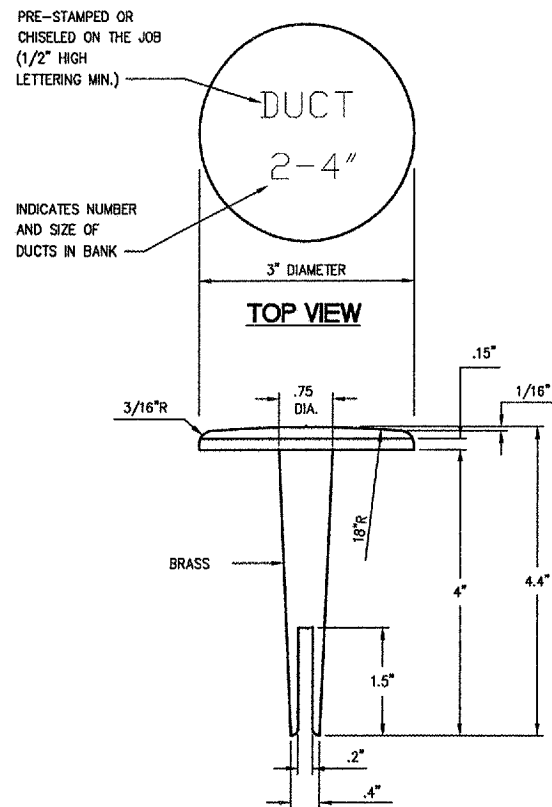
WAUKEGAN REGIONAL AIRPORT
WAUKEGAN, ILLINOIS

REPAIR AND OVERLAY WEST
PORTION OF TAXIWAY A

AIP PROJECT NO. 3-17-0105-B39
IDA PROJECT NO. UGN-3751



LOCATION PLAN



BITUMINOUS PAVEMENT MARKER

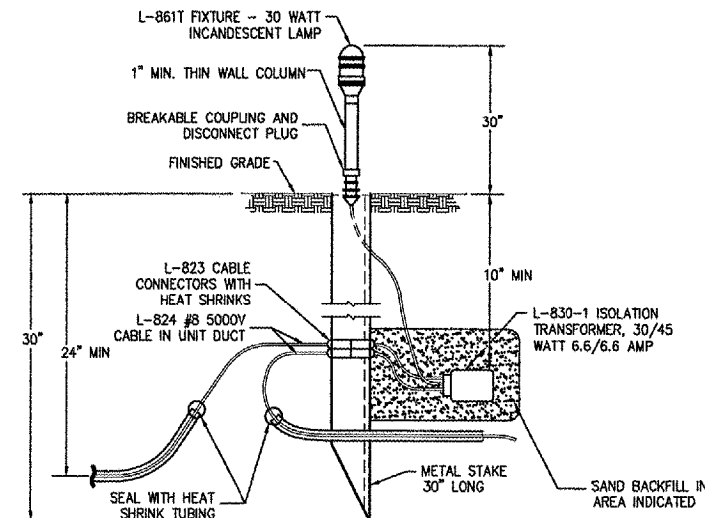
NOTE: TOP OF MARKER SHALL BE FLUSH WITH FINISHED PAVEMENT SURFACE. MARKER MAY BE INSTALLED IN A DRILLED HOLE AND SECURED WITH EPOXY GLUE.

TURF AND PAVEMENT DUCT AND CABLE MARKERS

TURF AND PAVEMENT DUCT AND CABLE MARKERS

NOTES:

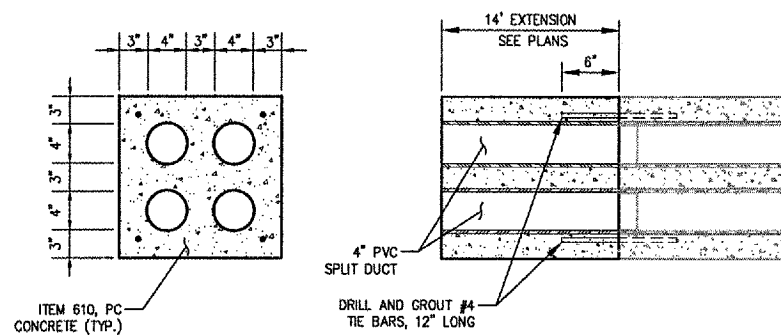
1. THE COSTS OF ALL TURF AND PAVEMENT DUCT MARKERS SHALL BE INCIDENTAL TO THE DUCT.
2. BITUMINOUS PAVEMENT DUCT MARKER AND CONCRETE DUCT MARKER TO BE PROVIDED AT EACH END OF EACH DUCT AS SHOWN ON THE LOCATION PLAN. FOR CONCRETE PAVEMENT, THE LETTER "D" SHALL BE IMPRESSED IN THE PAVEMENT INSTEAD OF THE MARKER. THE LETTER SHALL BE FORMED AS DESCRIBED IN NOTE 3.
3. LETTERS 4" HIGH, 3" WIDE WITH WIDTH OF STROKE 1/2" AND 1/4" DEEP. ALL LETTERS, NUMBERS AND ARROWS TO BE IMPRESSED.



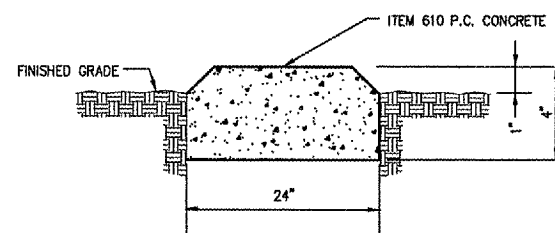
1. BREAKABLE COUPLING SHALL NOT BE OVER 1" ABOVE BASE PLATE.
2. TWO FEET OF SLACK CABLE IS TO BE LEFT AT EACH LIGHT. SLACK IS TO BE ON THE CABLE SIDE OF PRIMARY CONNECTORS AND SPLICES AND IS TO BE INCIDENTAL TO THE CABLE.
3. SEE SPECIAL PROVISIONS FOR ADDITIONAL REQUIREMENTS.

EXISTING STAKE - MOUNTED LIGHT

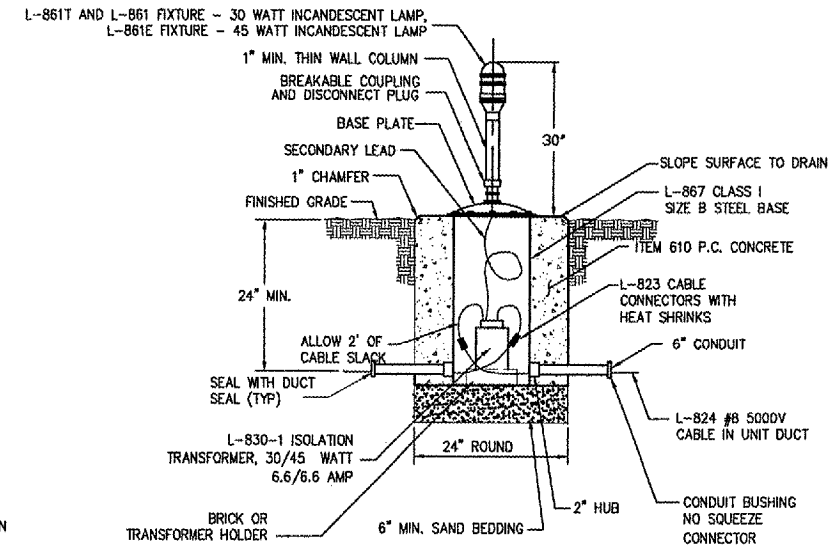
L-861T



4-WAY DUCT EXTENSION DETAIL



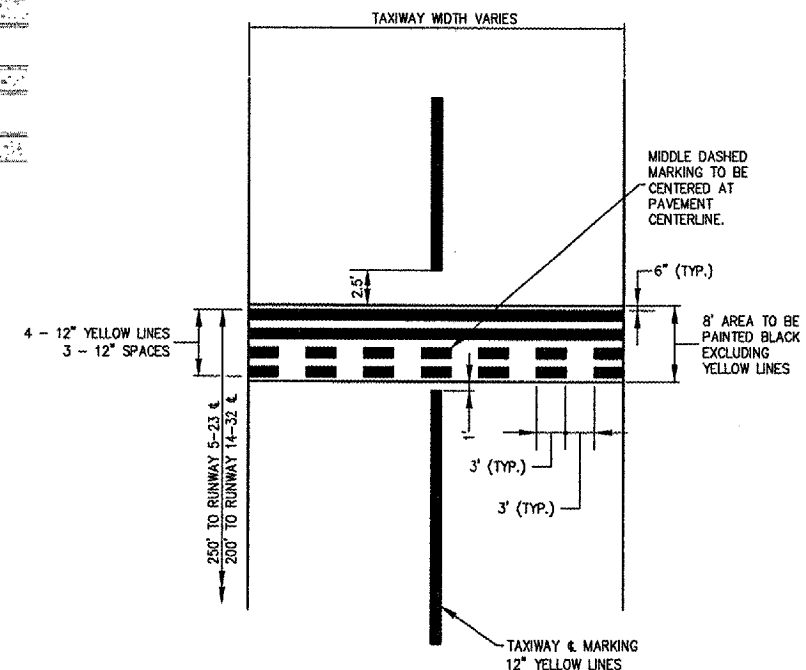
CONCRETE MARKER



1. BREAKABLE COUPLING SHALL NOT BE OVER 1" ABOVE BASE PLATE.
2. TWO FEET OF SLACK CABLE IS TO BE LEFT AT EACH LIGHT. SLACK IS TO BE ON THE CABLE SIDE OF PRIMARY CONNECTORS AND SPLICES AND IS TO BE INCIDENTAL TO THE CABLE.
3. SEE SPECIAL PROVISIONS FOR ADDITIONAL REQUIREMENTS.

EXISTING BASE - MOUNTED LIGHT

L-861T



NOTES:

1. HOLDING POSITION MARKINGS TO BE YELLOW, WATERBORNE WITH REFLECTIVE BEADS AND PAID UNDER ITEM AR620520.
2. HOLDING POSITION MARKINGS TO HAVE BLACK BORDER AND PAID UNDER ITEM AR620525.

HOLDING POSITION MARKING

No.	Drawing Issue Description	Date	By

Date
JANUARY 11, 2008

Sheet Title

LIGHT ADJUSTMENT AND MARKING DETAILS

07A0102	Project Number
LDH	12/11/07
LDH	12/11/07
LDH	12/11/07
RMH	01/08/08
LDH	---
LDH	---

WA059



HANSON PROFESSIONAL SERVICES INC.

815 Commerce Drive, Suite 200
Oak Brook, Illinois 60523
Telephone: 630.990.3800
Fax: 630.990.3801

Illinois Professional Design Firm
Registration No. 184-001084

© Copyright Hanson Professional Service Inc. 2007



WAUKEGAN REGIONAL AIRPORT
WAUKEGAN PORT DISTRICT

3580 North McAree Road
Waukegan, Illinois 60087
Telephone: 847.244.0066
Fax: 847.244.3813

WAUKEGAN REGIONAL AIRPORT
WAUKEGAN, ILLINOIS

REPAIR AND OVERLAY WEST
PORTION OF TAXIWAY A

AIP PROJECT NO. 3-17-0105-B39
IDA PROJECT NO. UGN-3751



SCALE IN FEET

NOTE:
FOR NOTES AND LEGEND, SEE SHEET 53.

MATCH LINE STA. 315+00

€ RUNWAY 5-23

€ TAXIWAY A4

€ TAXIWAY A

€ TAXIWAY A4

€ TAXIWAY S3

€ TAXIWAY M1

No.	Drawing Issue Description	Date	By

Date
JANUARY 11, 2008
Sheet Title

UNDERDRAIN
ADJUSTMENT PLAN

07A0102
Project Number
LDH 12/11/07
Layout By Date
LDH 12/11/07
Designed By Date
RMH 01/08/08
Reviewed By Date
LDH
Drawn By
Sheet No.

A:\02\085\00837\07A0102\DRAWINGS\WORKINGS\SHEET 54-UD ADJUSTMENT PLAN.DWG APR 11, 2008 8:16AM HAUSKIND82



HANSON PROFESSIONAL SERVICES INC.

815 Commerce Drive, Suite 200
Oak Brook, Illinois 60523
Telephone: 630.990.3800
Fax: 630.990.3801

Illinois Professional Design Firm
Registration No. 184-001084

© Copyright Hanson Professional Service Inc. 2007



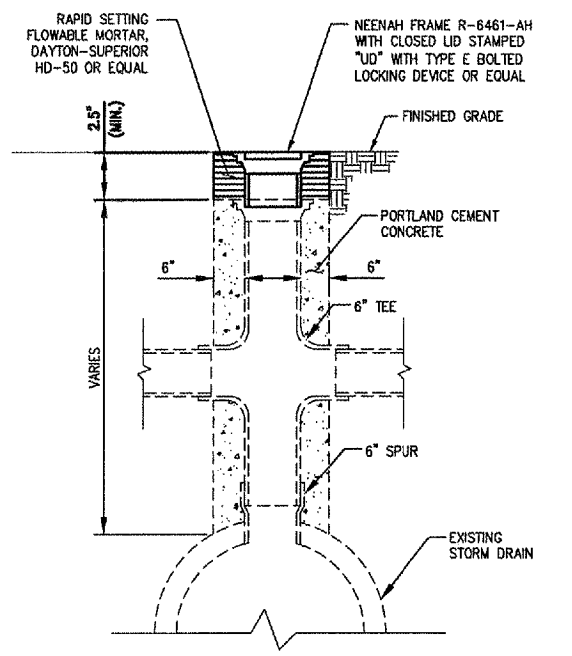
WAUKEGAN REGIONAL AIRPORT
WAUKEGAN PORT DISTRICT

3580 North McAree Road
Waukegan, Illinois 60087
Telephone: 847.244.0066
Fax: 847.244.3813

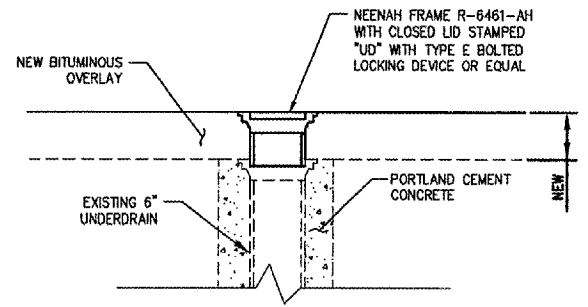
WAUKEGAN REGIONAL AIRPORT
WAUKEGAN, ILLINOIS

REPAIR AND OVERLAY WEST
PORTION OF TAXIWAY A

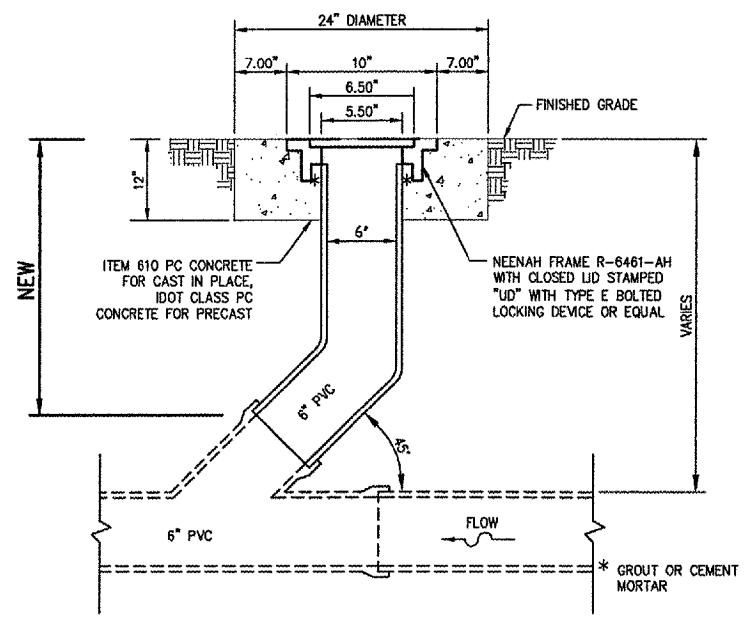
AIP PROJECT NO. 3-17-0105-B39
IDA PROJECT NO. UGN-3751



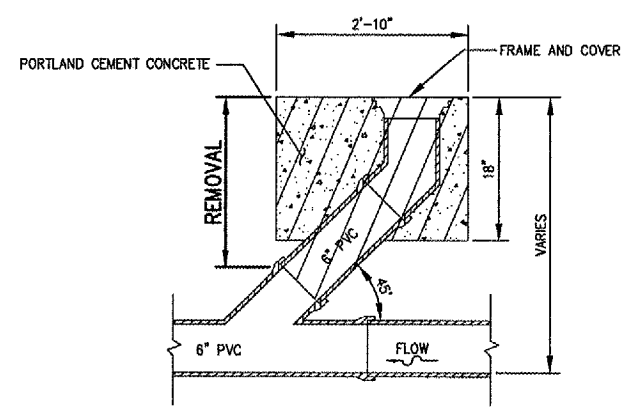
**PROPOSED TURF
UNDERDRAIN INSPECTION
HOLE ADJUSTMENT**



**PROPOSED IN-PAVEMENT
UNDERDRAIN INSPECTION
HOLE ADJUSTMENT**



**PROPOSED UNDERDRAIN
CLEANOUT ADJUSTMENT**



**EXISTING UNDERDRAIN
CLEANOUT REMOVAL**

I:\07\085\00831\07A0102\DRAWINGS\ SHEETS\35-UNDERDRAIN ADJUSTMENT DETAILS.DWG, APR 11, 2008 8:16AM HANSON0802

No.	Drawing Issue Description	Date	By

Date

JANUARY 11, 2008

Sheet Title

**UNDERDRAIN
ADJUSTMENT DETAILS**

07A0102
Project Number
LDH 12/11/07
Layout By Date
LDH 12/11/07
Designed By Date
RMH 01/08/08
Reviewed By Date
LDH
Drawn By