



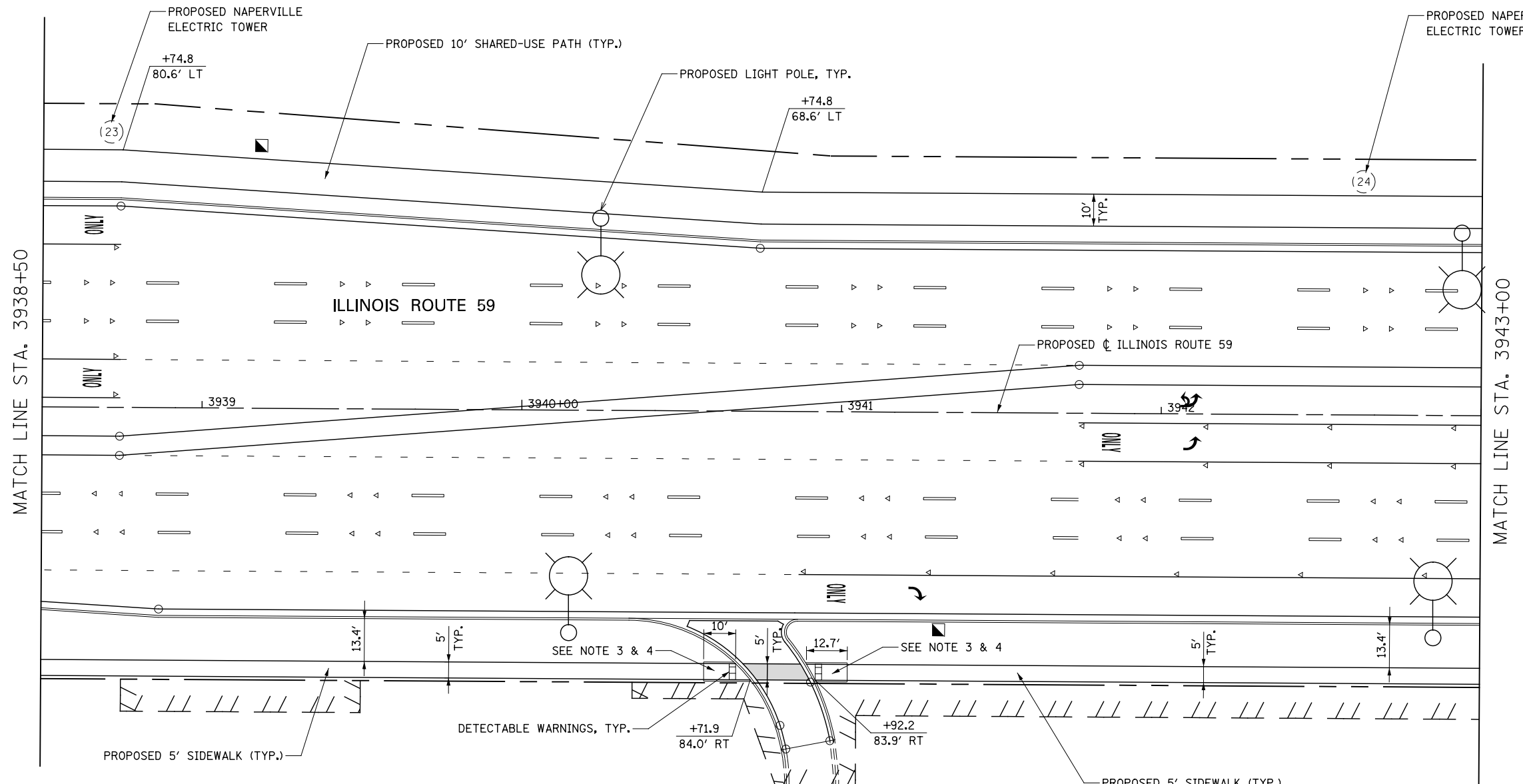


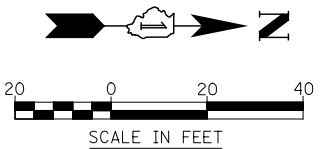
LEGEND

-  DETECTABLE WARNINGS
-  PORTLAND CEMENT CONCRETE SIDEWALK 5 INCH
-  PORTLAND CEMENT CONCRETE SIDEWALK 8 INCH
-  PORTLAND CEMENT CONCRETE SIDEWALK 10 INCH, SPECIAL



NOTES

1. FOR PROPOSED PAVEMENT, CURB & GUTTER, AND PROFILE INFORMATION SEE PLAN / PROFILE - ILLINOIS ROUTE 59.
2. FOR PROPOSED PAVEMENT MARKING & SIGNAGE INFORMATION SEE PAVEMENT MARKING AND SIGNING - ILLINOIS ROUTE 59.
3. THE 6 INCH SIDE CURB ADJACENT TO SIDEWALK RAMPS SHALL BE INCLUDED IN THE MEASURED AREA FOR PAYMENT FOR "PORTLAND CEMENT CONCRETE SIDEWALK, 5 INCH". THE 6 INCH SIDE CURB SHALL BE IN ACCORDANCE WITH IDOT HIGHWAY STANDARDS 424001 & 424006.
4. LIMITS OF SIDE CURB SHOWN ON THE PLANS ARE ESTIMATED. ACTUAL LIMITS SHALL BE DETERMINED BY THE ENGINEER IN THE FIELD. ANY ADDITIONAL LENGTH OF SIDE CURB SHALL BE INCLUDED IN THE MEASURED AREA FOR PAYMENT FOR PORTLAND CEMENT CONCRETE SIDEWALK, 5 INCH.



	DESIGNED <i>PJA</i>	REVISED -	STATE OF ILLINOIS DEPARTMENT OF TRANSPORTATION	SIDEWALK / SHARED-USE PATH DETAILS ILLINOIS ROUTE 59	F.A.P. RTE.	SECTION	COUNTY	TOTAL SHEETS	SHEET NO.	
	DRAWN <i>KBS</i>	REVISED -			338	(112 & 113) WRS-7	DUPAGE	1156	334	
	CHECKED <i>JCM</i>	REVISED -			CONTRACT NO. 60R30					
	DATE <i>12/14/2012</i>	REVISED -			ILLINOIS FED. AID PROJECT					
			SCALE: AS SHOWN		SHEET NO. 9 OF 32 SHEETS		STA. 3938+50 TO STA. 3943+00			