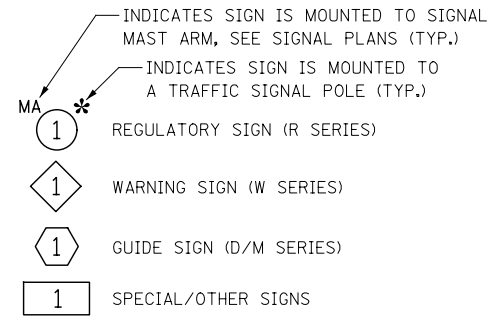
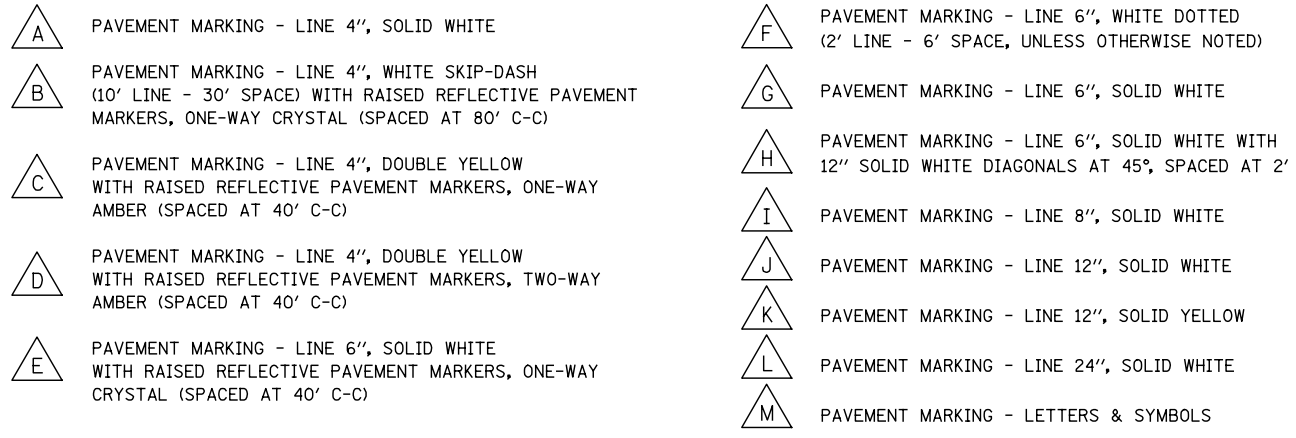


SYMBOL LEGEND

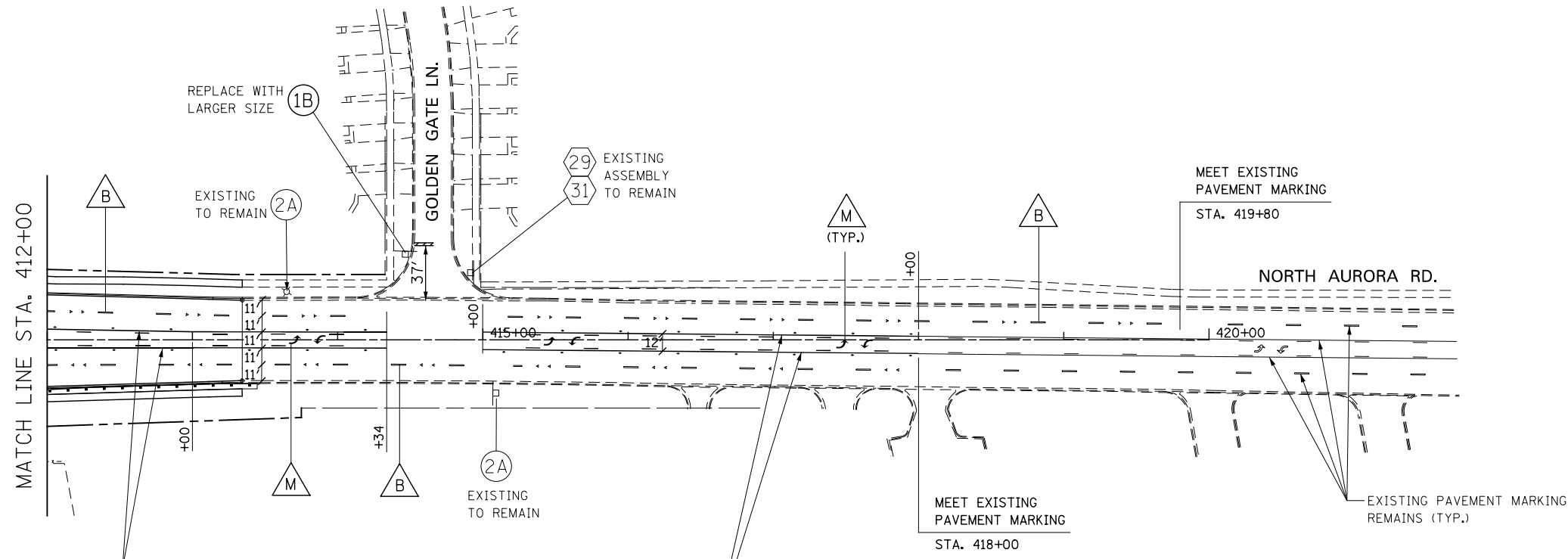


PAVEMENT MARKING LEGEND (SEE NOTE 4)



NOTES

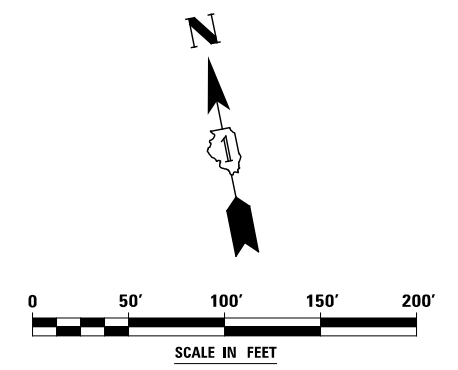
1. PAVEMENT MARKINGS AND RAISED REFLECTIVE PAVEMENT MARKERS SHALL BE PLACED IN ACCORDANCE WITH IDOT DISTRICT 1 DETAILS TC-11 AND TC-13.
2. SIGN LOCATIONS MAY VARY BASED ON FIELD CONDITIONS.
3. ALL POST-MOUNTED SIGNS SHALL BE MOUNTED ON TELESCOPING POLES IN ACCORDANCE WITH HIGHWAY STANDARD 728001 UNLESS OTHERWISE NOTED.
4. ALL PERMANENT PAVEMENT MARKING ON PCC PAVEMENT SHALL BE POLYUREA PAVEMENT MARKING, TYPE I AND ON HMA PAVEMENT SHALL BE THERMOPLASTIC PAVEMENT MARKING OF THE TYPE SPECIFIED IN THE PAVEMENT MARKING LEGEND.



THERMOPLASTIC PAVEMENT MARKING - LINE 4", YELLOW SKIP-DASH (10' LINE - 30' SPACE) SPACED AT 5 1/2" C-C FROM 4" SOLID YELLOW LINE WITH RAISED REFLECTIVE PAVEMENT MARKERS, TWO-WAY AMBER (SPACED AT 40' C-C)

THERMOPLASTIC PAVEMENT MARKING - LINE 4", YELLOW SKIP-DASH (10' LINE - 30' SPACE) SPACED AT 5 1/2" C-C FROM 4" SOLID YELLOW LINE WITH RAISED REFLECTIVE PAVEMENT MARKERS, TWO-WAY AMBER (SPACED AT 40' C-C)

SIGN LEGEND



DESIGNED <i>PJO</i>	REVISED -	STATE OF ILLINOIS DEPARTMENT OF TRANSPORTATION	PAVEMENT MARKING AND SIGNING - NORTH AURORA ROAD		F.A.P. RTE.	SECTION	COUNTY	TOTAL SHEETS	SHEET NO.
DRAWN <i>KES</i>	REVISED -				338	(112 & 113) WRS-7	DUPAGE	1156	589
CHECKED <i>JCM</i>	REVISED -		SCALE: AS SHOWN			SHEET NO. 18 OF 21 SHEETS		STA. 412+00 TO STA. 420+00	
DATE <i>12/14/2012</i>	REVISED -		CONTRACT NO. 60R30						