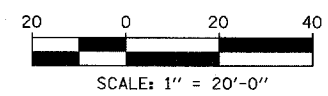
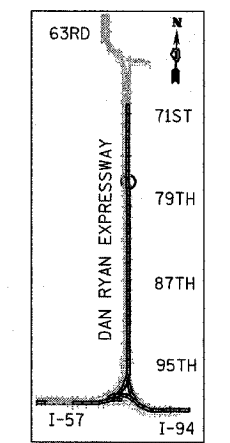
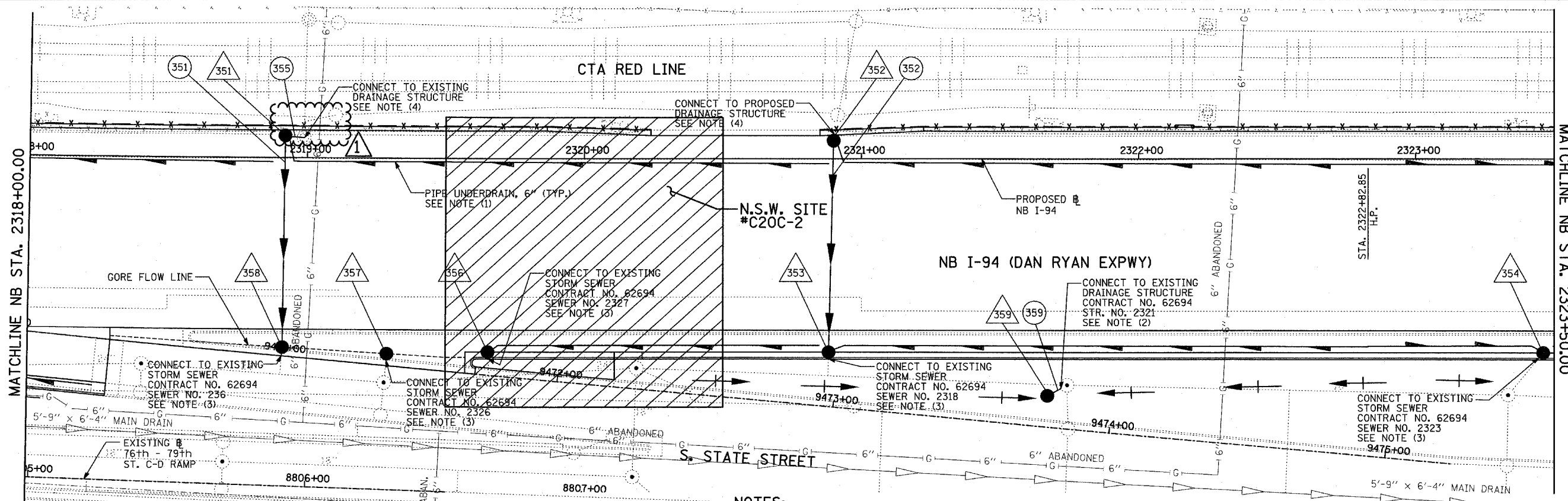


EXISTING CONDITIONS
PROPOSED IMPROVEMENTS



LEGEND:

- EXISTING COMBINED SEWER
- PROPOSED STORM SEWER NUMBER (X=SHEET NO., Y=PIPE NO.)
- PROPOSED STRUCTURE NUMBER (X=SHEET NO., Y=STRUCTURE NO.)
- PIPE STUBOUT TO BE PLUGGED
- SEWER PLUG
- F.V. FIELD VERIFY
- UTILITY REMOVAL

NOTES:

- FOR CLARITY, PIPE UNDERDRAINS ARE SHOWN OFFSET FROM THEIR PROPOSED LOCATIONS. FOR DETAILED PLACEMENT, SEE SHEET "PIPE UNDERDRAINS DETAIL."
- CORE DRILL AND CONNECT TO EXISTING DRAINAGE STRUCTURE. CONNECTION COST SHALL BE INCLUDED IN THE COST TO CONSTRUCT THE STORM SEWER.
- COST SHALL NOT BE PAID FOR SEPARATELY BUT INCLUDED IN COST OF SEWER INSTALLATION.
- ALL CONNECTIONS TO EXISTING SEWER OR STRUCTURE ALONG CTA SHALL BE FIELD VERIFIED PRIOR TO INSTALLATION AND COORDINATED WITH CTA CONSTRUCTION. COST SHALL BE INCLUDED IN THE COST TO CONSTRUCT THE DRAINAGE STRUCTURE.

NSW - NON SPECIAL WASTE SITES ADDED TO SHEET

REVISIONS	
NAME	DATE

SHEET 35 OF 59

ADDENDUM 1 05/08/06

ILLINOIS DEPARTMENT OF TRANSPORTATION
F.A.I. 94 (DAN RYAN EXPRESSWAY)
DRAINAGE AND UTILITY PLAN
NB I-94 (DAN RYAN EXPRESSWAY)
NB I-94 STA. 2318+00.00 TO 2323+50.00

SCALE: 1"=20'
DATE: MARCH 7, 2006
DRAWN BY: MB
CHECKED BY: DA

TYLIN INTERNATIONAL