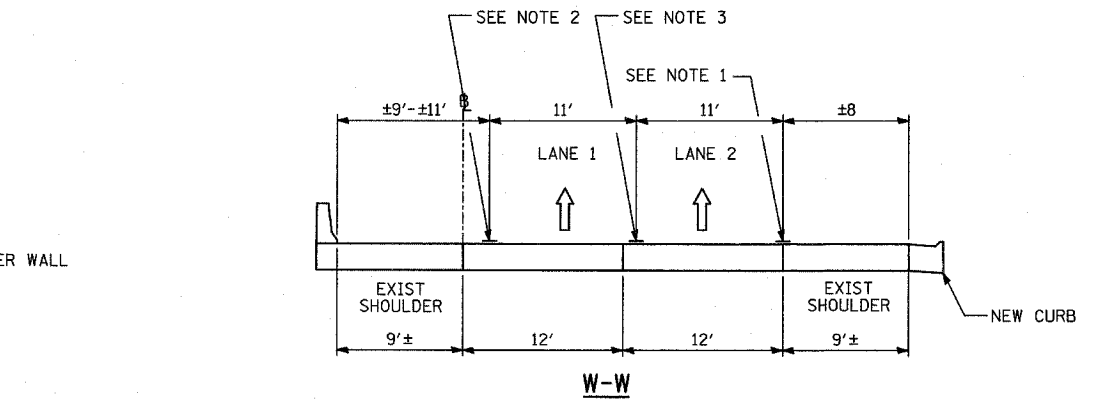


T-T

WINTER LANE CONFIGURATION: NB I-57; STA. 209+07 TO STA. 218+71



W-W

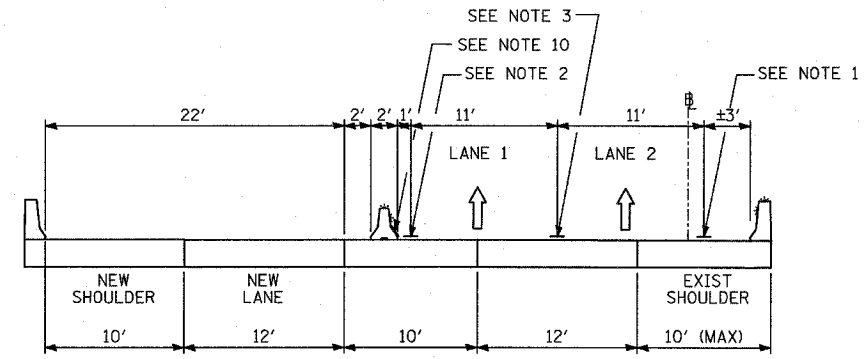
STAGE 1B: NB I-94 (BISHOP FORD); STA. 2010+45 TO STA. 2020+99
 WINTER LANE CONFIGURATION: NB I-94 (BISHOP FORD); STA. 2010+45 TO STA. 2020+99
 STAGE 2: NB I-94 (BISHOP FORD); STA. 2010+45 TO STA. 2020+99
 STAGE 3: NB I-94 (BISHOP FORD); STA. 2010+45 TO STA. 2020+99
 STAGE 3A: NB I-94 (BISHOP FORD); STA. 2010+45 TO STA. 2020+99

- NOTE 1 - EPOXY PAVEMENT MARKING-LINE 4" (WHITE)
- NOTE 2 - EPOXY PAVEMENT MARKING-LINE 4" (YELLOW)
- NOTE 3 - EPOXY PAVEMENT MARKING-SKIP-DASH 5" (WHITE), 10' LINE WITH 30" SPACE
- NOTE 4 - EPOXY PAVEMENT MARKING-LINE 8" (WHITE)
- NOTE 5 - PAVEMENT MARKING TAPE, TYPE III 4" LINE (WHITE)
- NOTE 6 - PAVEMENT MARKING TAPE, TYPE III 4" LINE (YELLOW)
- NOTE 7 - PAVEMENT MARKING TAPE, TYPE III 5" SKIP-DASH (WHITE), 10' LINE WITH 30" SPACE
- NOTE 8 - PAVEMENT MARKING TAPE, TYPE III 8" LINE (WHITE)
- NOTE 9 - TEMPORARY PAVEMENT MARKING-LINE 6" (WHITE)
- NOTE 10 - TEMPORARY PAVEMENT MARKING-LINE 6" (YELLOW)

LEGEND:

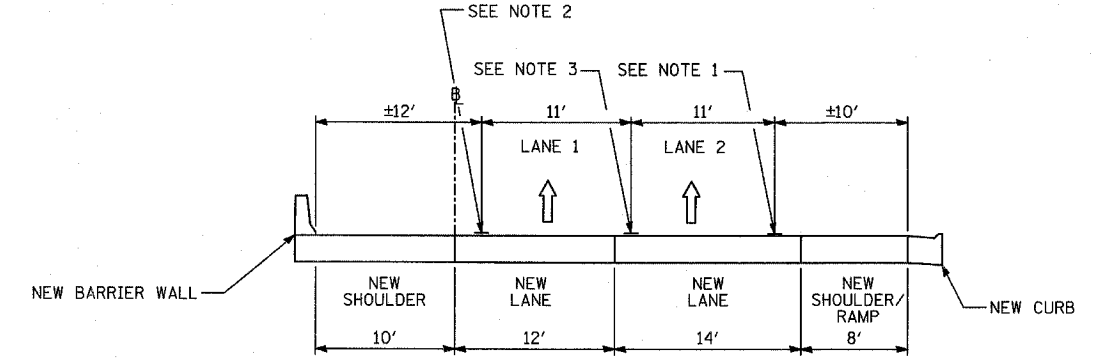
- TEMPORARY CONCRETE BARRIER (WITH REFLECTORS ON TOP AND SIDE FACING TRAFFIC)
- TRAFFIC MOVEMENT
- DRUM WITH MONO-DIRECTIONAL STEADY BURNING LIGHT
- SINGLE-FACE CONCRETE BARRIER, 32"
- SINGLE-FACE CONCRETE BARRIER, 32" (WITH REFLECTORS ON TOP AND SIDE FACING TRAFFIC)
- PAVEMENT REMOVAL AREA
- TEMPORARY PAVEMENT

• ALL MOT TYPICAL SECTIONS ARE DRAWN IN THE DIRECTION OF TRAFFIC



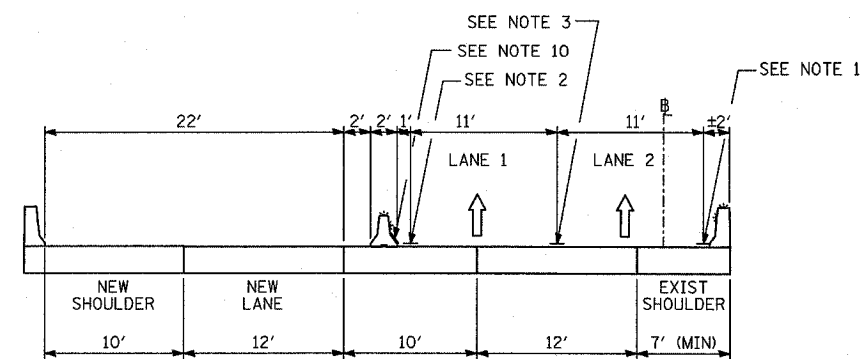
U-U

WINTER LANE CONFIGURATION: NB I-57; STA. 232+89 TO STA. 235+77
 WINTER LANE CONFIGURATION: NB I-57; STA. 240+93 TO STA. 248+30



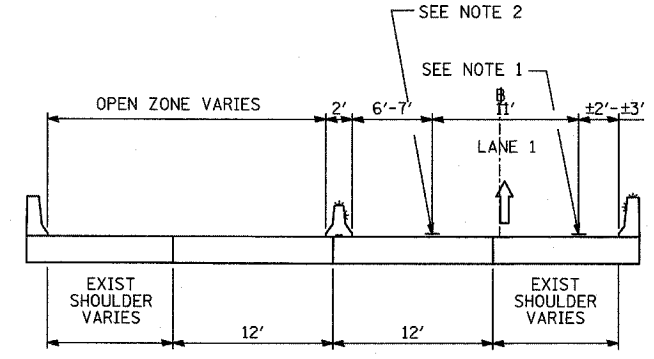
X-X

STAGE 1B: NB I-94 (BISHOP FORD); STA. 2020+99 TO STA. 2045+37
 WINTER LANE CONFIGURATION: NB I-94 (BISHOP FORD); STA. 2020+99 TO STA. 2042+78
 STAGE 2: NB I-94 (BISHOP FORD); STA. 2020+99 TO STA. 2041+78
 STAGE 3: NB I-94 (BISHOP FORD); STA. 2020+99 TO STA. 2041+78
 STAGE 3A: NB I-94 (BISHOP FORD); STA. 2020+99 TO STA. 2041+78



V-V

WINTER LANE CONFIGURATION: NB I-57; STA. 235+77 TO STA. 240+93



Y-Y

WINTER LANE CONFIGURATION: WB CONNECTOR; STA. 307+43 TO STA. 330+07

REVISIONS	
NAME	DATE