F.A.I. RTE.	SECTION	COUNTY	TOTAL SHEETS	SHEET NO.
94	*	COOK	764	160

STA. 88+60 (SB I-57) 1126+91 (SB FORD) TO STA. 1313+00 (SB RYAN)

FED. ROAD DIST. NO. | ILLINOIS | FED. AID PROJECT

* (1516.1, 1717, & 1818) R-5 62593

NOTES:

1. PAVEMENT ELEVATIONS GIVEN ARE AT 25′ SPACING UNLESS OTHERWISE NOTED
2. ALL DEFORMED TIE BARS SHALL BE EPOXY COATED.
3. CONTRACTION JOINTS (UNDOWELED-SAWED OR GROOVED) SHALL BE PROVIDED ACROSS ALL PCC SHOULDERS. JOINT SPACING SHALL BE 15′ C-C UNLESS OTHERWISE NOTED.

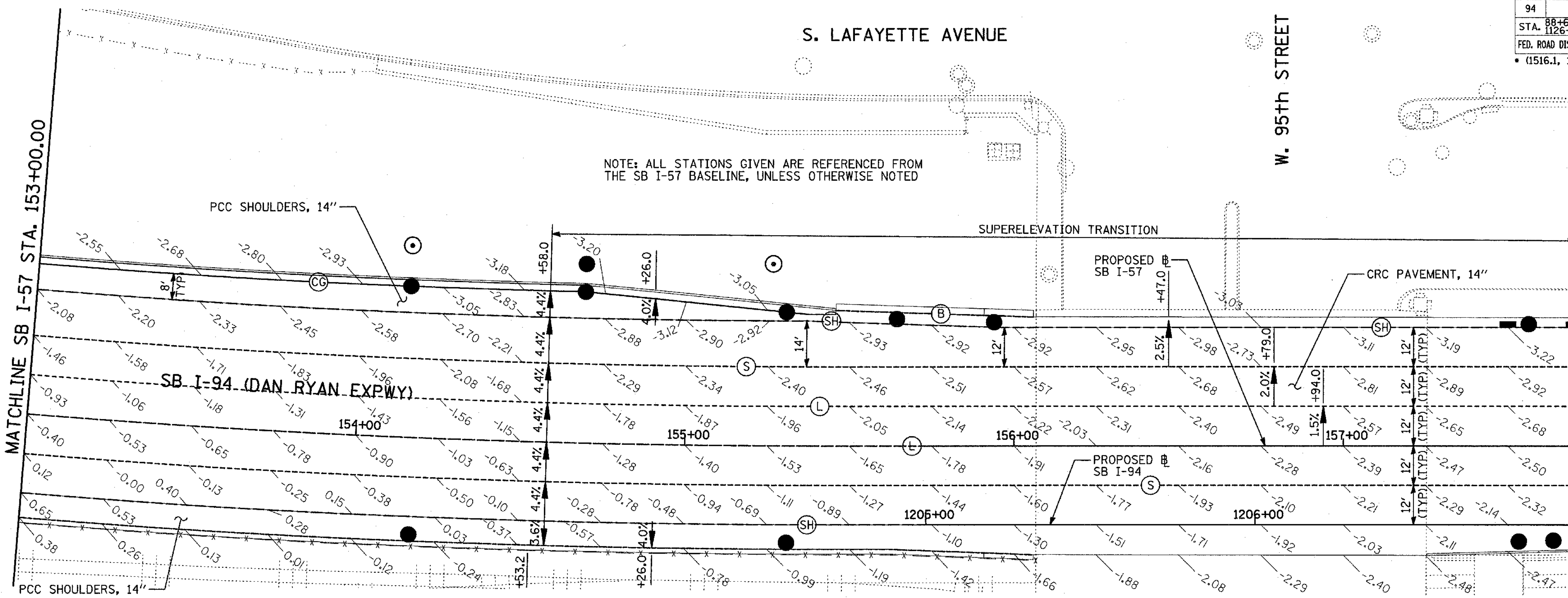

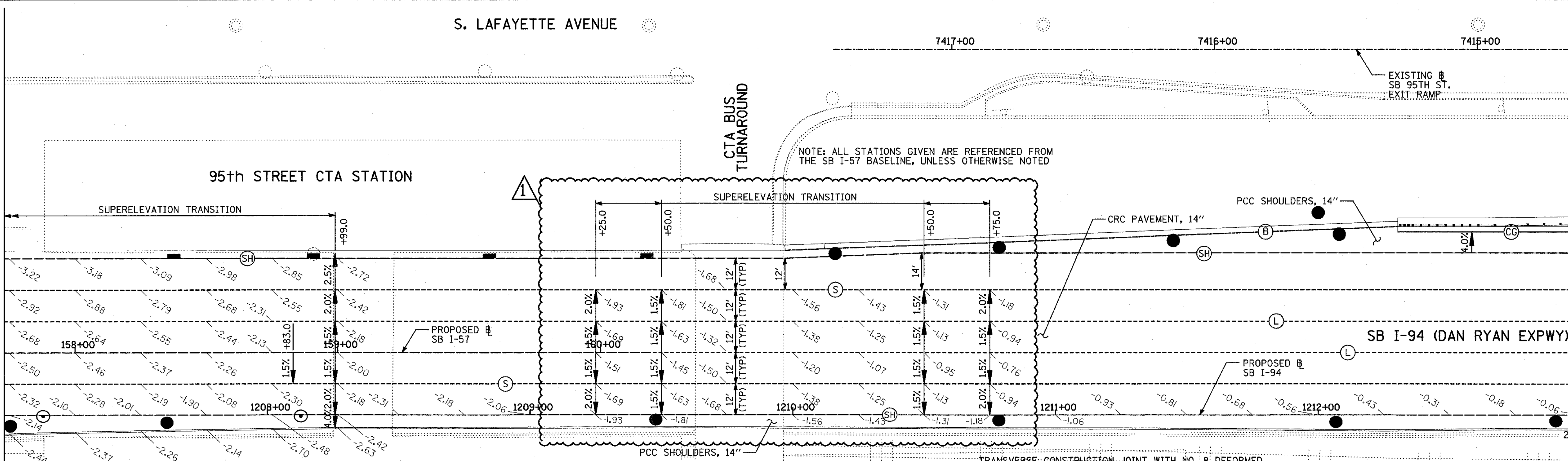

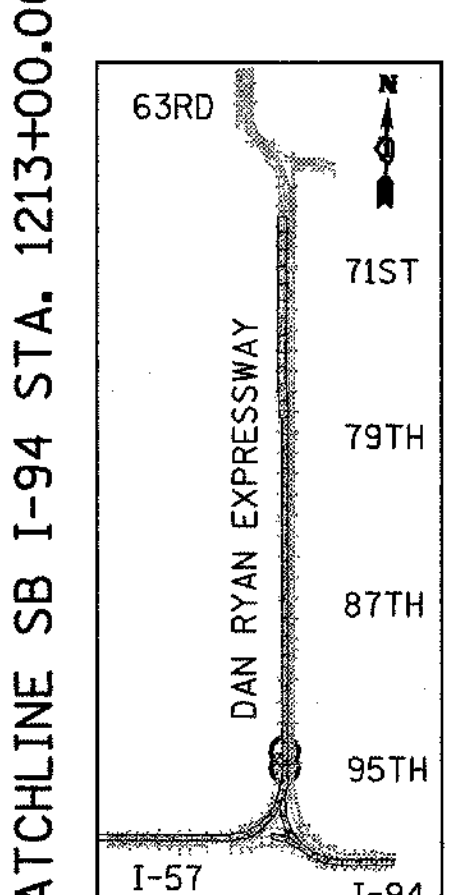

LOCATION MAP

SCALE: 1″ = 20′-0″

LEGEND:

- (B) LONGITUDINAL BARRIER CONSTRUCTION JOINT. SEE TYPICAL SECTION DETAILS FOR DESCRIPTION.
- (CG) CONSTRUCTION JOINT WITH NO. 6 DEFORMED TIE BAR (EPOXY COATED), 24″ LONG @ 24″ C-C, DRILL & GROUT IN PLACE (INCLUDED IN THE COST OF CURB & GUTTER)
- (S) SAWED LONGITUDINAL JOINT WITH NO. 6 DEFORMED TIE BAR (EPOXY COATED), 30″ LONG @ 30″ C-C (INCLUDED IN THE COST OF CRC PAVEMENT)
- (T) TRANSVERSE CONSTRUCTION JOINT WITH 1-1/2″ DIA. DEFORMED TIE BARS (EPOXY COATED), 18″ LONG @ 12″ C-C, DRILL & GROUT IN PLACE (INCLUDED IN THE COST OF PCC PAVEMENT)
- (SH) LONGITUDINAL SHOULDER CONSTRUCTION JOINT WITH NO. 6 DEFORMED TIE BAR (EPOXY COATED), 24″ LONG @ 24″ C-C, DRILL & GROUT IN PLACE (INCLUDED IN THE COST OF PCC AND CRC PAVEMENT)
- (L) LONGITUDINAL CONSTRUCTION JOINT WITH NO. 6 DEFORMED TIE BAR (EPOXY COATED), 24″ LONG @ 24″ C-C, DRILL & GROUT IN PLACE (INCLUDED IN THE COST OF CRC PAVEMENT)
- (TC) TRANSVERSE CONSTRUCTION JOINT WITH NO. 8 DEFORMED TIE BAR (EPOXY COATED), 24″ LONG @ 24″ C-C, DRILL & GROUT IN PLACE (INCLUDED IN THE COST OF CRC PAVEMENT)
- (E) TRANSVERSE EXPANSION JOINT WITH 1½″ DIA. CAPPED DOWELS, 18″ LONG @ 12″ C-C, DRILL & GROUT IN PLACE (INCLUDED IN THE COST OF CRC PAVEMENT)
- (K) LONGITUDINAL KEYED JOINT WITHOUT TIE BARS (INCLUDED IN THE COST OF CRC PAVEMENT OR PCC SHOULDERS).
- (EN) TRANSVERSE EXPANSION JOINT (NO DOWELS INCLUDED) (INCLUDED IN THE COST OF CRC PAVEMENT)

TYLIN INTERNATIONAL

REVISIONS NAME	DATE
ADDENDUM 1	05/08/06

ILLINOIS DEPARTMENT OF TRANSPORTATION

F.A.I. 94 (DAN RYAN EXPRESSWAY)
PAVEMENT JOINTING AND ELEVATION PLAN
SB I-57 & SB I-94 - SB I-57 STA. 153+00.00 TO SB I-94 STA. 1213+00.00
SHEET 9 OF 23

SCALE: 1″=20′ DRAWN BY: JJS
DATE: MARCH 1, 2006 CHECKED BY: MPG