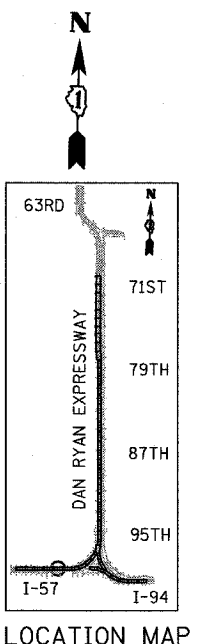
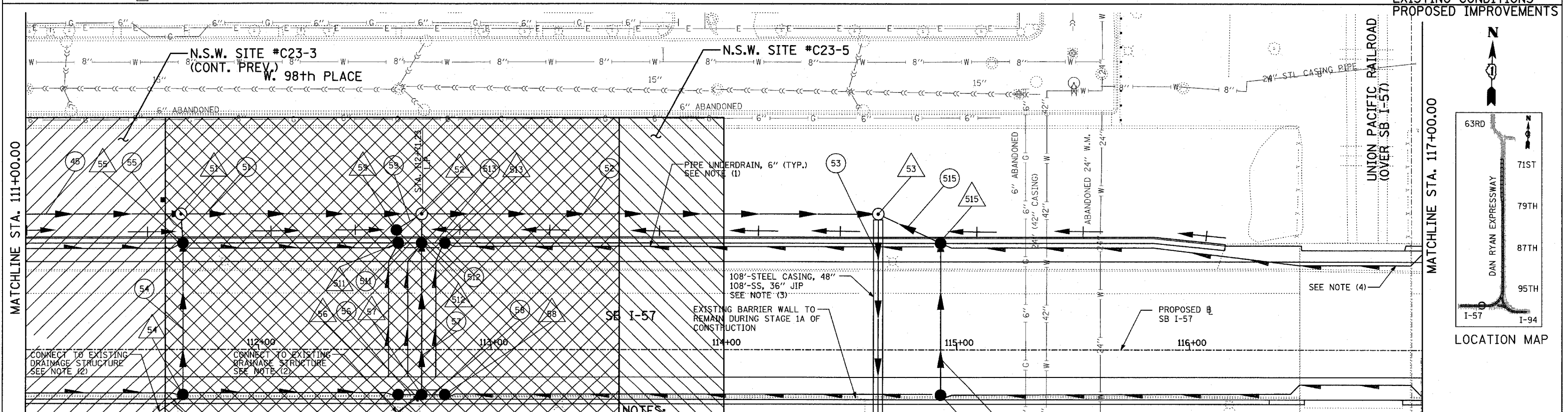
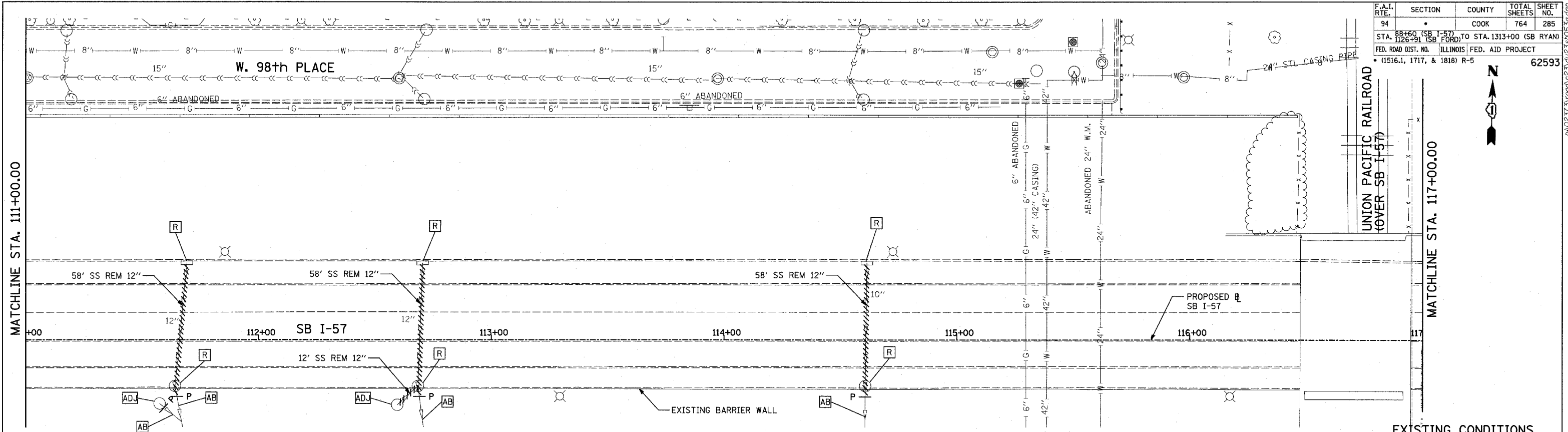


F.A.I. RTE.	SECTION	COUNTY	TOTAL SHEETS	SHEET NO.
94		COOK	764	285
STA. 1126+91 (SB FORD) TO STA. 1313+00 (SB RYAN)				
FED. ROAD DIST. NO. ILLINOIS FED. AID PROJECT				
(1516.1, 1717, & 1818) R-5				

62593

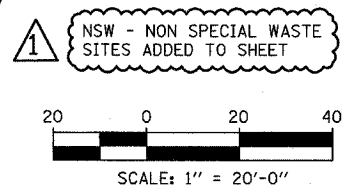


**TYLIN INTERNATIONAL**

**LEGEND:**

	EXISTING COMBINED SEWER		SEWER PLUG
	PROPOSED STORM SEWER NUMBER (X=SHEET NO., Y=PIPE NO.)		FIELD VERIFY
	PROPOSED STRUCTURE NUMBER (X=SHEET NO., Y=STRUCTURE NO.)		UTILITY REMOVAL
	PIPE STUBOUT TO BE PLUGGED		PROPOSED CATCH BASIN CONSTRUCTED IN CONCURRENT CONTRACT 62304
			PROPOSED STORM SEWER CONSTRUCTED IN CONCURRENT CONTRACT 62304

- NOTES:**
- FOR CLARITY, PIPE UNDERDRAINS ARE SHOWN OFFSET FROM THEIR PROPOSED LOCATIONS. FOR DETAILED PLACEMENT, SEE SHEET "PIPE UNDERDRAINS DETAIL."
  - CORE DRILL AND CONNECT TO EXISTING DRAINAGE STRUCTURE. CONNECTION COST SHALL BE INCLUDED IN THE COST TO CONSTRUCT THE STORM SEWER.
  - THE PROPOSED 36" JIP SEWER SHALL BE INSTALLED PRIOR TO ANY OTHER SEWER INSTALLATION.
  - PROPOSED PIPE UNDERDRAIN SYSTEM LOCATION SHALL BE COORDINATED WITH PROPOSED ELECTRICAL DUCT BANK AND EXISTING FOOTING. SEE TYPICAL SECTIONS AND DETAILS FOR OVERPASS FOOTINGS.



SHEET 5 OF 65

REVISIONS	
NAME	DATE

ILLINOIS DEPARTMENT OF TRANSPORTATION  
 F.A.I. 94 (DAN RYAN EXPRESSWAY)  
 DRAINAGE AND UTILITY PLANS  
 SB I-57  
 SB I-57 STA. 111+00.00 TO 117+00.00

SCALE: 1"=20'  
 DATE: MARCH 1, 2006  
 DRAWN BY: NSB  
 CHECKED BY: DA

6/15/2006 12:01:31 PM