






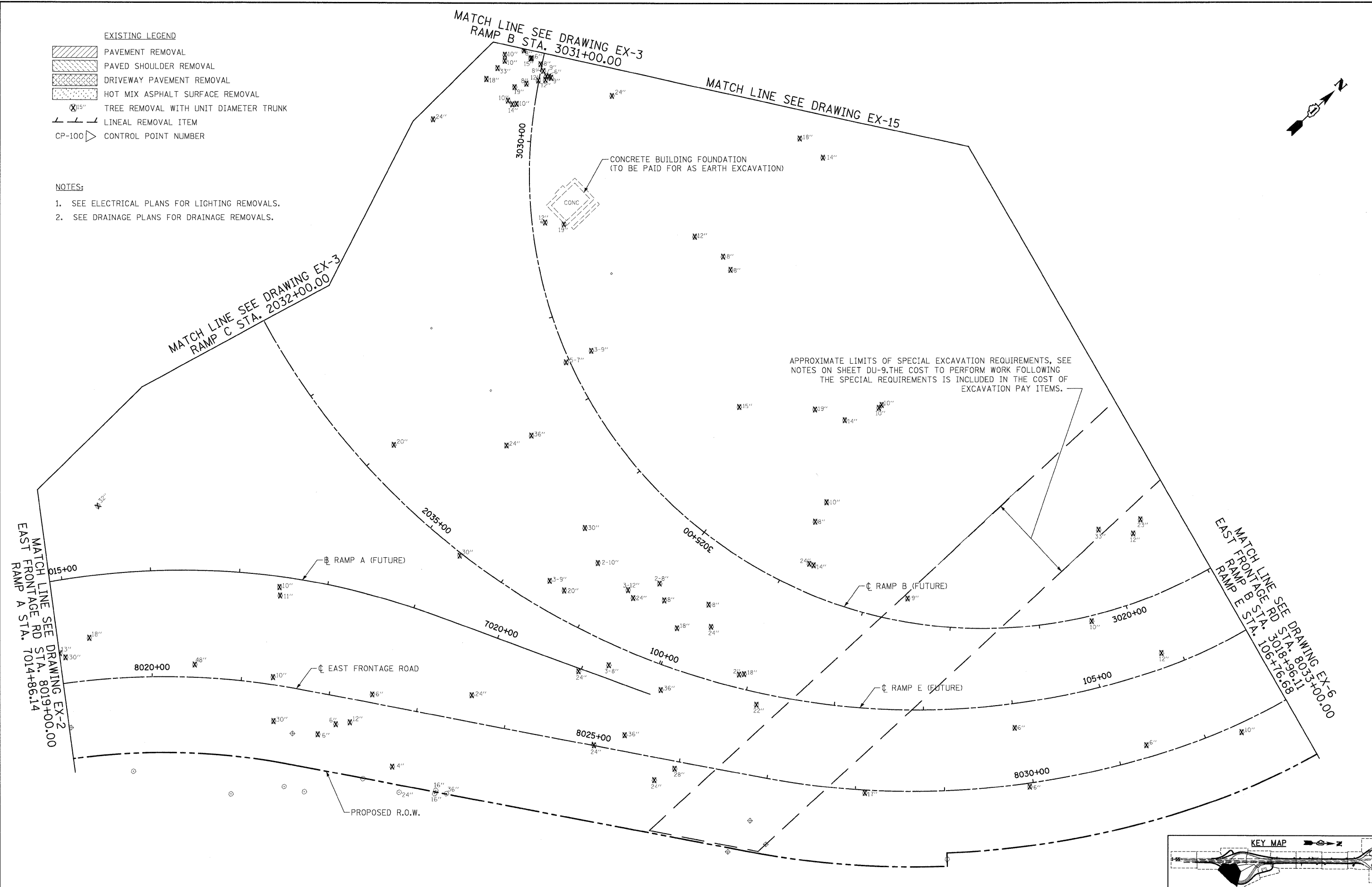
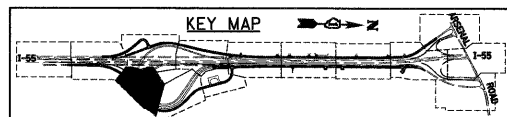


- EXISTING LEGEND**
-  PAVEMENT REMOVAL
 -  PAVED SHOULDER REMOVAL
 -  DRIVEWAY PAVEMENT REMOVAL
 -  HOT MIX ASPHALT SURFACE REMOVAL
 -  15" TREE REMOVAL WITH UNIT DIAMETER TRUNK
 -  LINEAL REMOVAL ITEM
 -  CP-100 CONTROL POINT NUMBER

- NOTES:**
1. SEE ELECTRICAL PLANS FOR LIGHTING REMOVALS.
 2. SEE DRAINAGE PLANS FOR DRAINAGE REMOVALS.



APPROXIMATE LIMITS OF SPECIAL EXCAVATION REQUIREMENTS, SEE NOTES ON SHEET DU-9. THE COST TO PERFORM WORK FOLLOWING THE SPECIAL REQUIREMENTS IS INCLUDED IN THE COST OF EXCAVATION PAY ITEMS.



McDonough Associates Inc.
 Engineers / Architects
 130 East Randolph Street, Chicago, Illinois 60601

FILE NAME = D160C31-SHT-REM24.dgn	USER NAME = TKluigel	DESIGNED - JTF	REVISED -
PLOT SCALE = 1:50	CHECKED - DLT	DRAWN - JTF	REVISED -
PLOT DATE = 12/11/2009	DATE - 12/18/09		REVISED -

**STATE OF ILLINOIS
DEPARTMENT OF TRANSPORTATION**

EXISTING PLAN AND REMOVALS

SCALE: 1"=50' SHEET NO. 4 OF 15 SHEETS STA. TO STA.

F.A.I. RTE.	SECTION	COUNTY	TOTAL SHEETS	SHEET NO.
55	(99-1&2)AC-3	WILL	524	41
FED. ROAD DIST. NO. 1 ILLINOIS FED. AID PROJECT			CONTRACT NO. 60C31	

FINAL