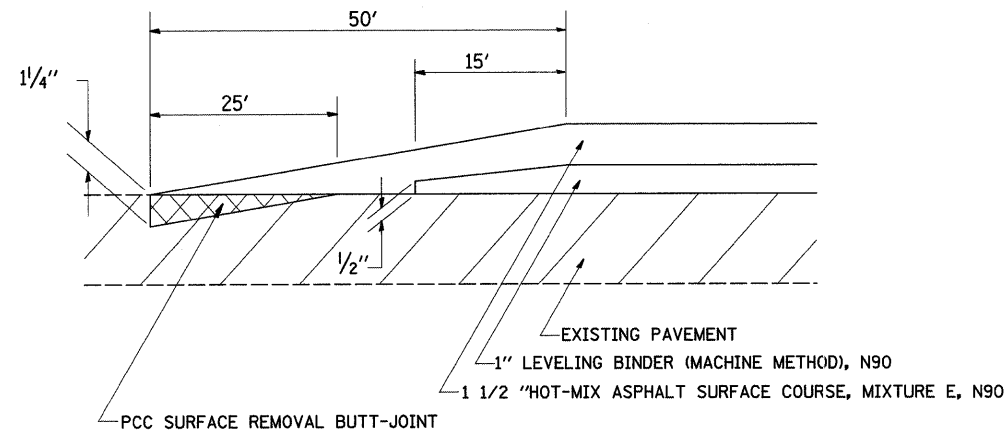
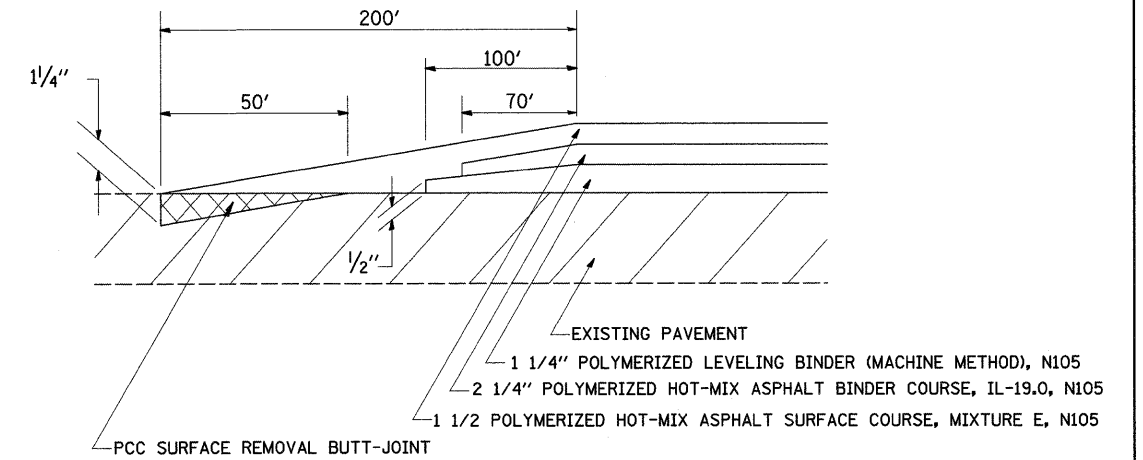


PROPOSED TYPICAL SECTIONS

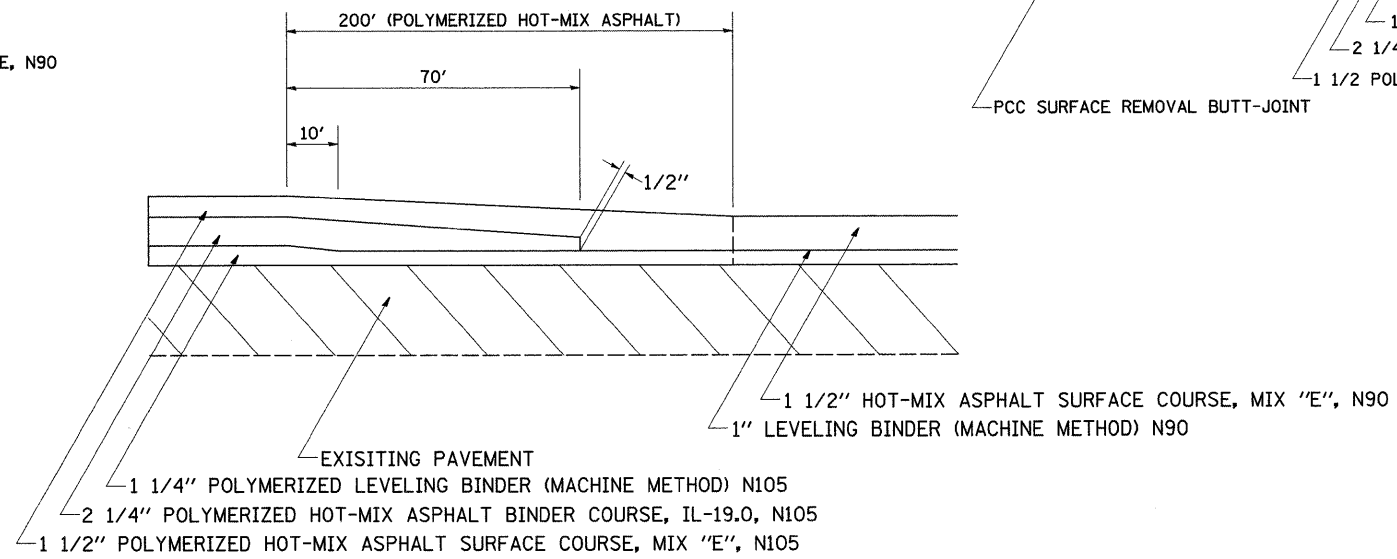
RAMP BUTT-JOINTS



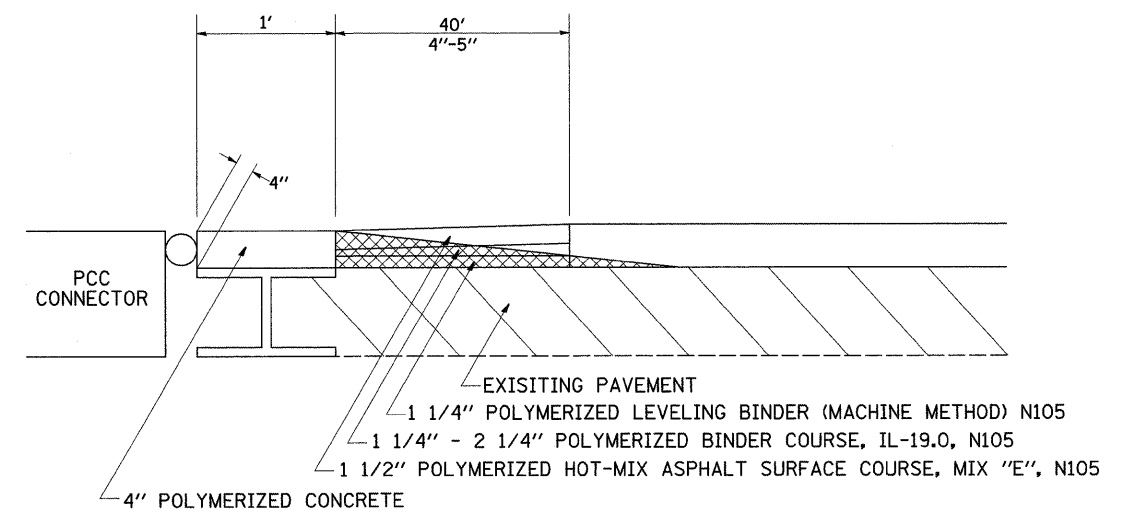
MAINLINE BUTT-JOINTS



RAMP TRANSITIONS



HMA SURFACE REMOVAL VARIABLE DEPTH @ WIDE FLANGE BEAM LOCATIONS



NOTE: FOR PCC SURFACE REMOVAL BUTT-JOINT @ WIDE FLANGE BEAM (SEE STRUCTURE PLANS)

EXISTING PAVEMENT

POLYMERIZED HOT-MIX ASPHALT SURFACE COURSE, MIX "E", N105, 119 LB/SY/IN
SHOULDER & RAMPS HOT-MIX ASPHALT: 112 LB/SY/IN
POLYMERIZED HOT-MIX ASPHALT LEVELING BINDER & BINDER: 112 LB/SY/IN

FILE NAME =	USER NAME = doosdd	DESIGNED -	REVISED -
ci:\pw-work\PIWIDOT\DOSSDD\0149531\020509-shr-typical.dgn		DRAWN -	REVISED -
PLOT SCALE = 50.0000' / IN.		CHECKED -	REVISED -
PLOT DATE = Fri Mar 26 07:52:53 2010		DATE -	REVISED -

**STATE OF ILLINOIS
DEPARTMENT OF TRANSPORTATION**

**I-39
TYPICAL SECTIONS**

SCALE:	SHEET NO.	OF SHEETS	STA.	TO STA.	F.A.I. RTE. 39	SECTION (103-1, 103-2)RS	COUNTY LEE	TOTAL SHEETS 313	SHEET NO. 22
								CONTRACT NO. 64E97	
								ILLINOIS FED. AID PROJECT	