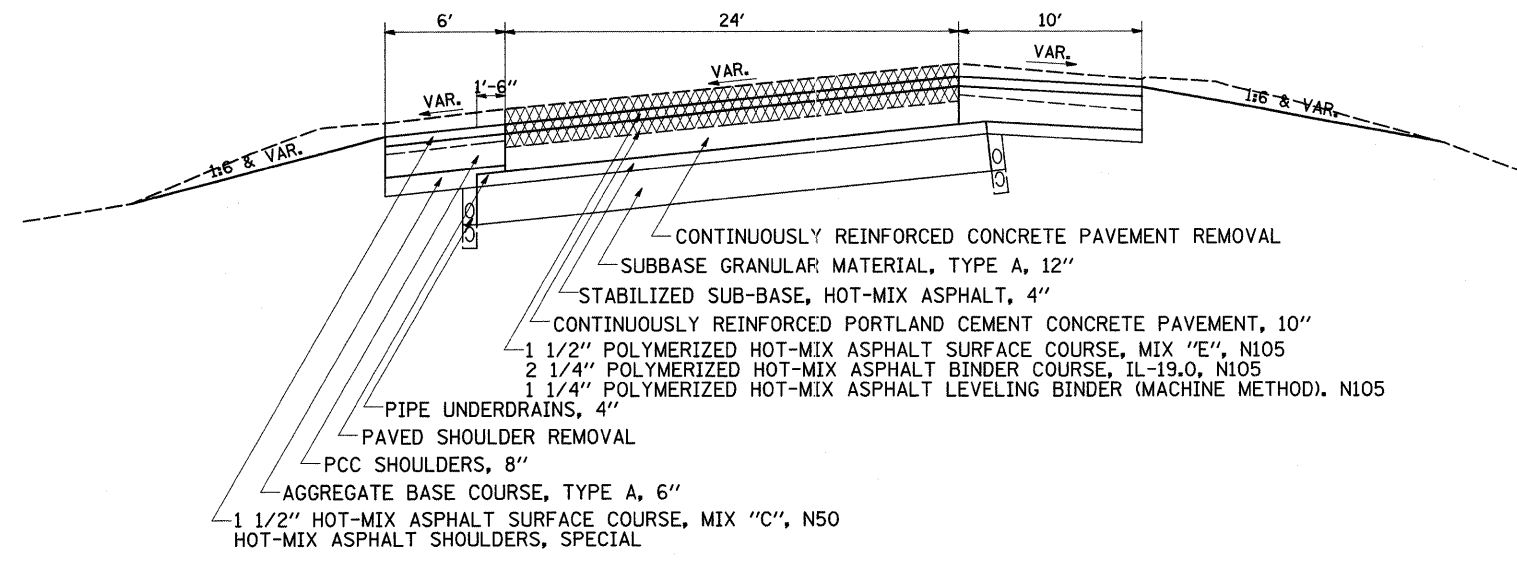
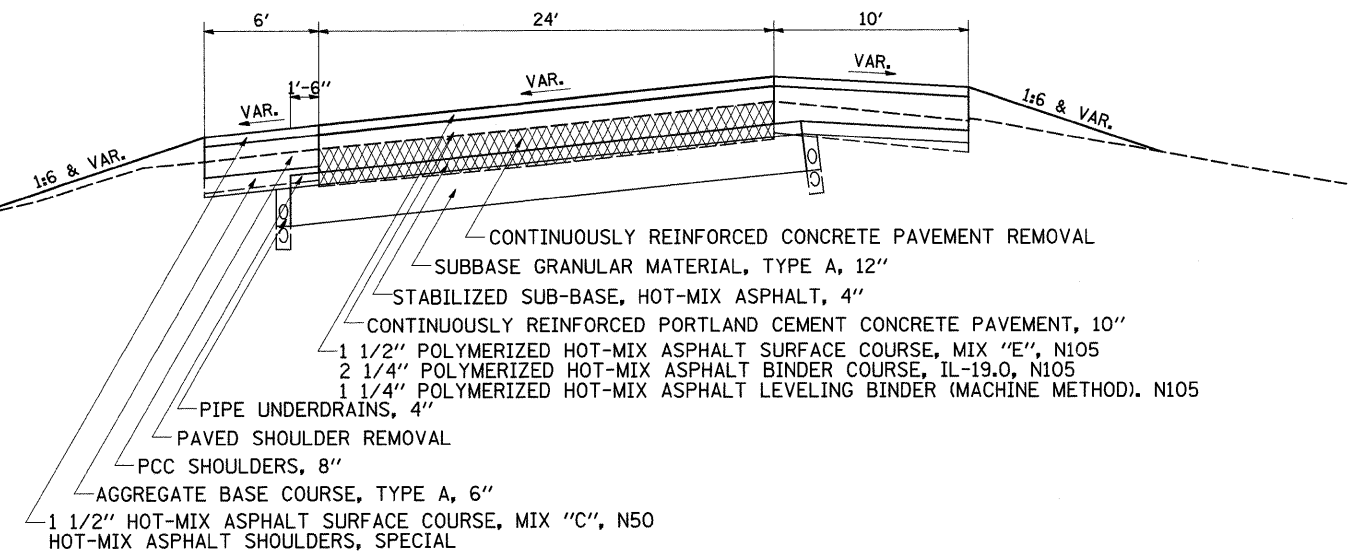
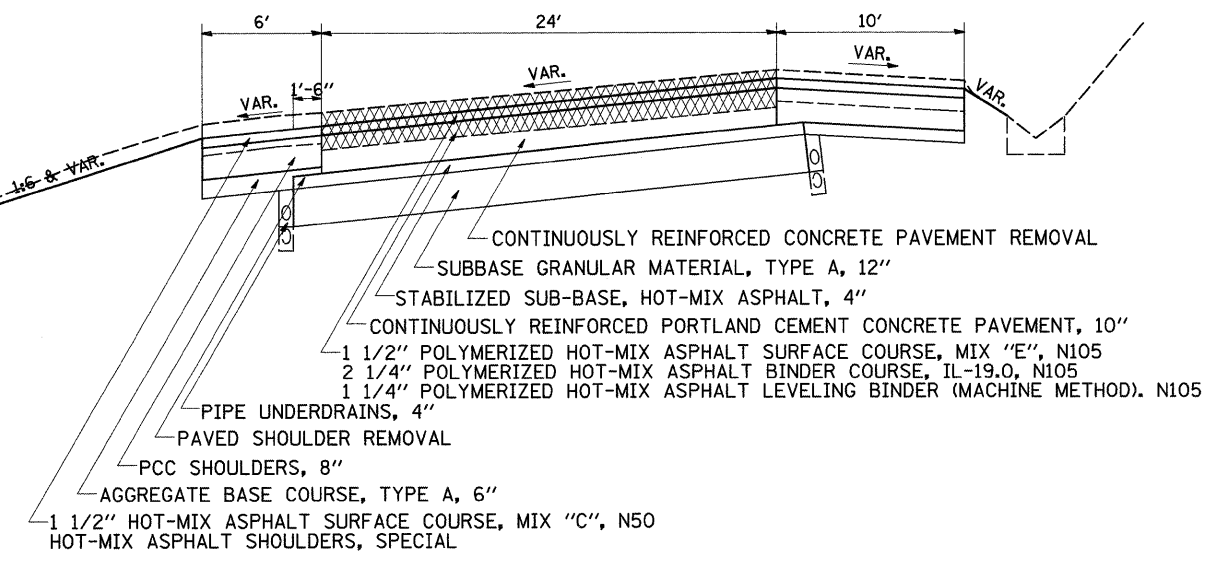


PROPOSED TYPICAL SECTIONS

PROFILE ADJUSTMENT TYPICALS
BEEMERVILLE RD



NOTE: EXISTING UNDERDRAINS ARE 42" DEEP
MAY REMAIN IN PLACE



EXISTING PAVEMENT

POLYMERIZED HOT-MIX ASPHALT SURFACE COURSE, MIX "E", N105, 119 LB/SY/IN
SHOULDER & RAMPS HOT-MIX ASPHALT: 112 LB/SY/IN
POLYMERIZED HOT-MIX ASPHALT LEVELING BINDER & BINDER: 112 LB/SY/IN

FILE NAME =	USER NAME = dssdd	DESIGNED -	REVISED -
ct\pw_work\VPWIDOT\DOSSDD\0149531\0205609-sh-t-typicse1.dgn		DRAWN -	REVISED -
PLOT SCALE = 50.0000' / IN.		CHECKED -	REVISED -
PLOT DATE = Fri Mar 26 07:52:54 2010		DATE -	REVISED -

STATE OF ILLINOIS
DEPARTMENT OF TRANSPORTATION

I-39		F.A.I. RTE.	SECTION	COUNTY	TOTAL SHEETS	SHEET NO.
TYPICAL SECTIONS		39	(103-1, 103-2)RS	LEE	313	24
SCALE:		SHEET NO. OF SHEETS STA. TO STA.		CONTRACT NO. 64E97		
				ILLINOIS FED. AID PROJECT		