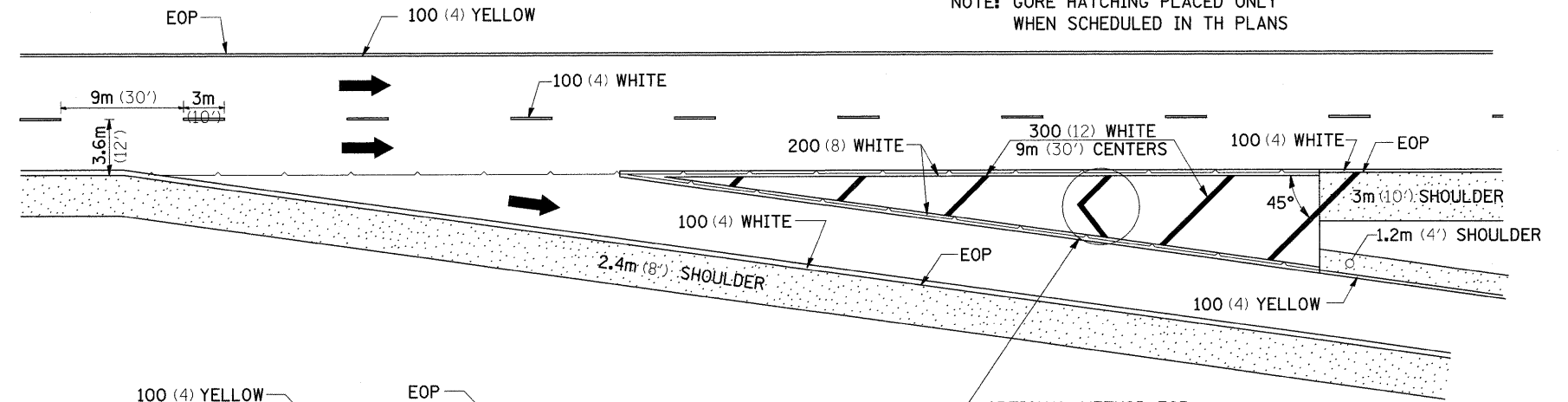


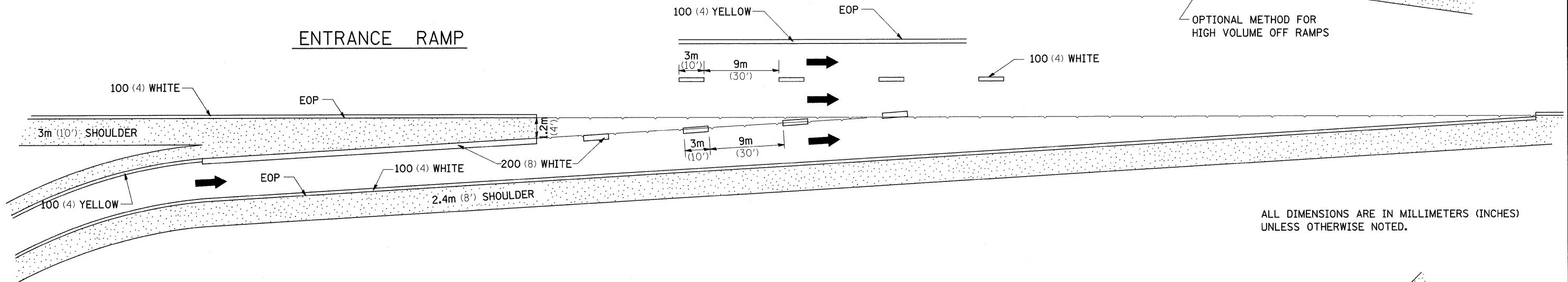
# PAINING DETAILS

## EXIT RAMP

NOTE: GORE HATCHING PLACED ONLY WHEN SCHEDULED IN TH PLANS

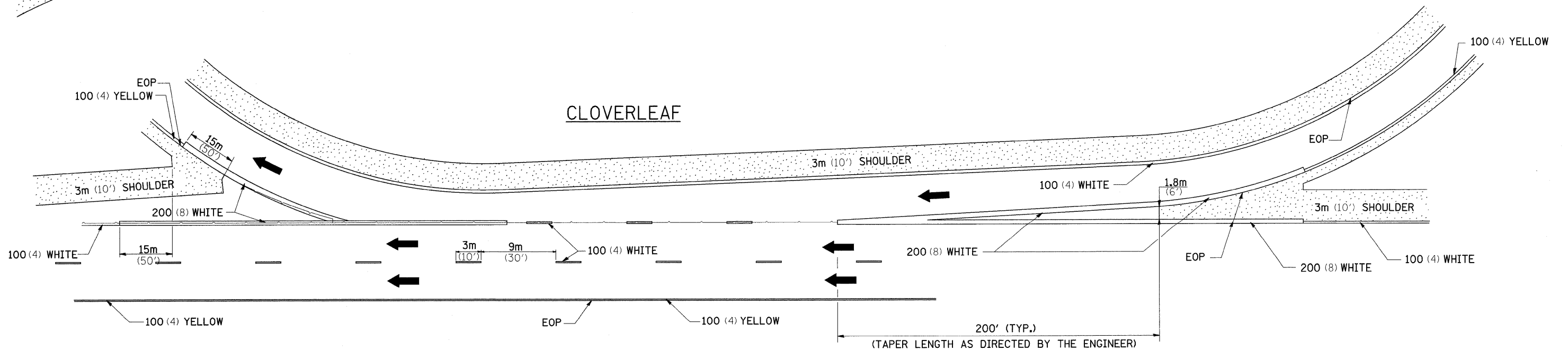


## ENTRANCE RAMP



ALL DIMENSIONS ARE IN MILLIMETERS (INCHES) UNLESS OTHERWISE NOTED.

## CLOVERLEAF



FILE NAME =	USER NAME = dossed	DESIGNED -	REVISED - 5-27-09	<b>STATE OF ILLINOIS DEPARTMENT OF TRANSPORTATION</b>	<b>REGION 2 / DISTRICT 2 STANDARD</b>			F.A.I. RTE.	SECTION	COUNTY	TOTAL SHEETS	SHEET NO.		
ca:\pwork\VPWIDOT\DOSSDD\0149531\0205609-shr-cover.dgn		DRAWN -	REVISED -		SCALE:	SHEET NO.	OF SHEETS	STA.	TO STA.	39	(103-1, 103-2)RS	LEE	313	257
		CHECKED -	REVISED -								CONTRACT NO. 64E97			
		DATE -	REVISED -								FED. ROAD DIST. NO. ILLINOIS FED. AID PROJECT			