

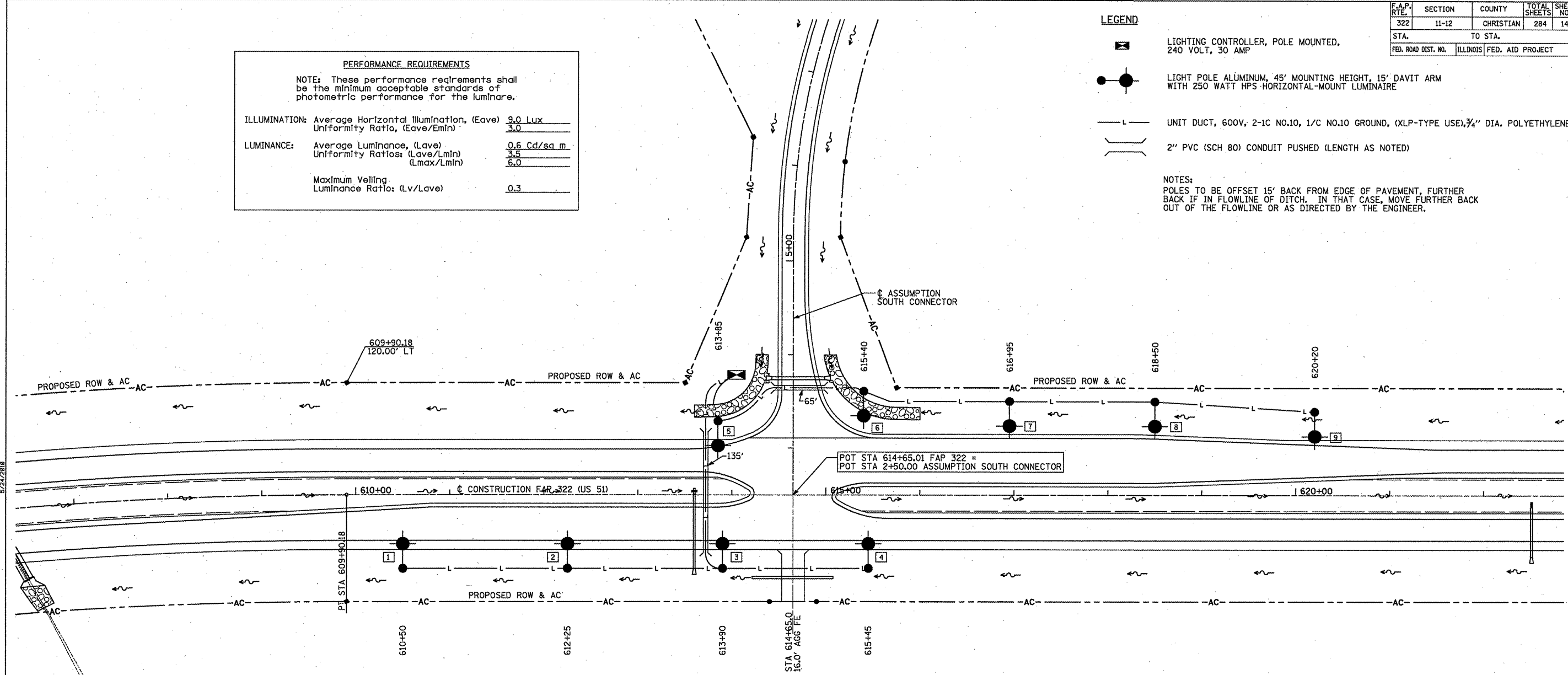
F.A.P. No.	SECTION	COUNTY	TOTAL SHEETS	SHEET No.
322	11-12	CHRISTIAN	284	140
STA.		TO STA.		
FED. ROAD DIST. NO.		ILLINOIS FED. AID PROJECT		

PERFORMANCE REQUIREMENTS	
NOTE: These performance requirements shall be the minimum acceptable standards of photometric performance for the luminaire.	
ILLUMINATION: Average Horizontal Illumination, (Eave)	9.0 Lux
Uniformity Ratio, (Eave/Emin)	3.0
LUMINANCE: Average Luminance, (Lave)	0.6 Cd/sq.m.
Uniformity Ratios: (Lave/Lmin)	3.5
(Lmax/Lmin)	6.0
Maximum Veiling Luminance Ratio: (Lv/Lave)	0.3

LEGEND

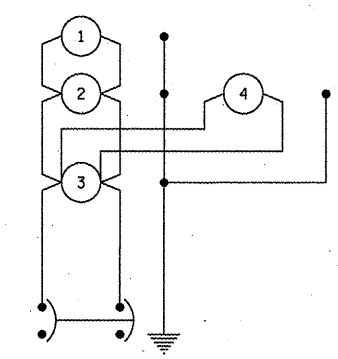
- LIGHTING CONTROLLER, POLE MOUNTED, 240 VOLT, 30 AMP
- LIGHT POLE ALUMINUM, 45' MOUNTING HEIGHT, 15' DAVIT ARM WITH 250 WATT HPS HORIZONTAL-MOUNT LUMINAIRE
- UNIT DUCT, 600V, 2-1C NO.10, 1/C NO.10 GROUND, (XLP-TYPE USE), 3/4" DIA. POLYETHYLENE
- 2" PVC (SCH 80) CONDUIT PUSHED (LENGTH AS NOTED)

NOTES:
POLES TO BE OFFSET 15' BACK FROM EDGE OF PAVEMENT, FURTHER BACK IF IN FLOWLINE OF DITCH, IN THAT CASE, MOVE FURTHER BACK OUT OF THE FLOWLINE OR AS DIRECTED BY THE ENGINEER.

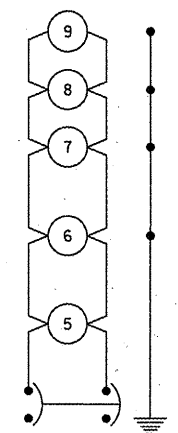


FAP 322 (US 51) CURVE *MI DATA:
 PI STA = 600+54.42
 Δ = 25° 22' 36" (RT)
 D = 1° 20' 00"
 R = 4,297.18'
 T = 967.49'
 L = 1,903.25'
 E = 107.57'
 SE = 4.2%
 PC STA = 590+86.93
 PT STA = 609+90.18
 SE ATTAINED STA 589+20 TO STA 591+50
 (TR STA 589+20 TO STA 589+61)
 SE REMOVED STA 609+27 TO STA 611+57
 (TR STA 611+16 TO STA 611+57)

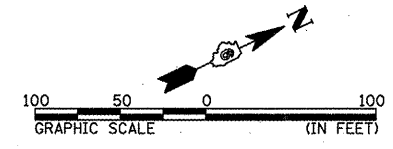
REVISED SHEET



20 AMP, 2 POLE CIRCUIT BREAKER
CIRCUIT NO. 1



20 AMP, 2 POLE CIRCUIT BREAKER
CIRCUIT NO. 2



REVISIONS	
NAME	DATE
SEB	5/24/10

ILLINOIS DEPARTMENT OF TRANSPORTATION
 LIGHTING PLAN - ASSUMPTION
 SOUTH CONNECTOR INTERSECTION
 FAP 322 (US 51)
 SECTION 11-12
 CHRISTIAN COUNTY
 SCALE: 1"=50'
 DATE: 8/22/06
 DRAWN BY: BDU
 CHECKED BY: TLD

5-25-10