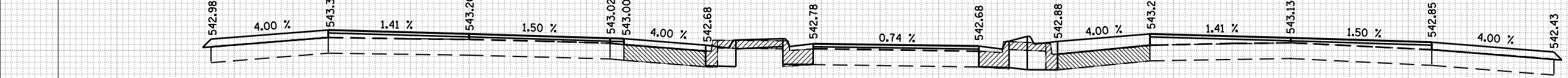


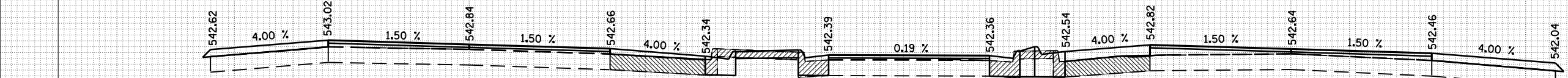
105 100 95 90 85 80 75 70 65 60 55 50 45 40 35 30 25 20 15 10 5 0 5 10 15 20 25 30 35 40 45

DATE	
BY	
FINAL SURVEY NO.	
SURVEYED	
PLOTTED	
TEMPLATE	
AREAS	
CHECKED	

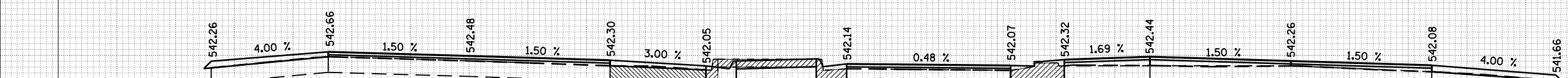
DATE	
BY	
ORIGINAL SURVEY NO.	
SURVEYED	
PLOTTED	
TEMPLATE	
AREAS	
CHECKED	



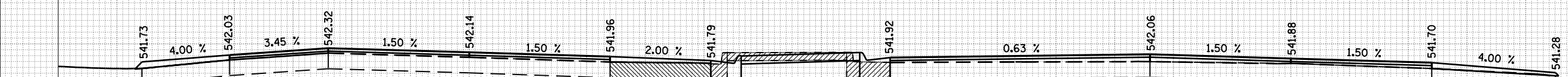
110 + 75.00  
C = 2.5  
F = 0.0



110 + 50.00  
C = 2.5  
F = 0.0



110 + 25.00  
C = 1.3  
F = 0.0



110 + 00.00  
C = 1.0  
F = 0.0

105 100 95 90 85 80 75 70 65 60 55 50 45 40 35 30 25 20 15 10 5 0 5 10 15 20 25 30 35 40 45