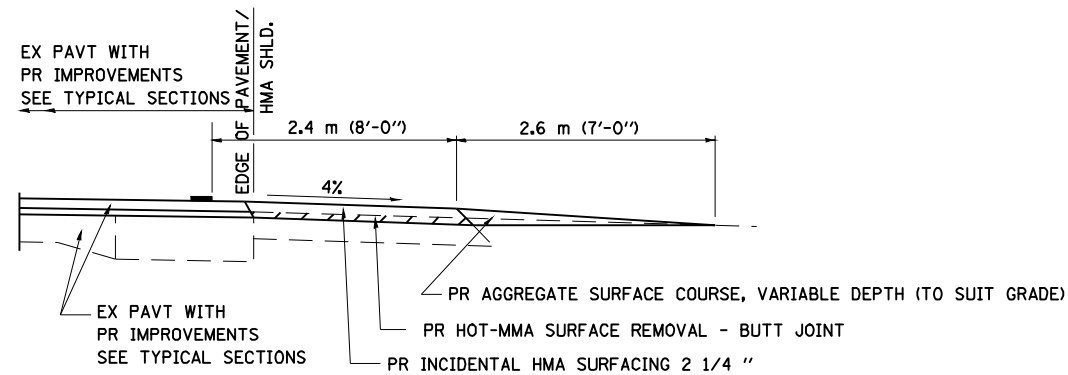
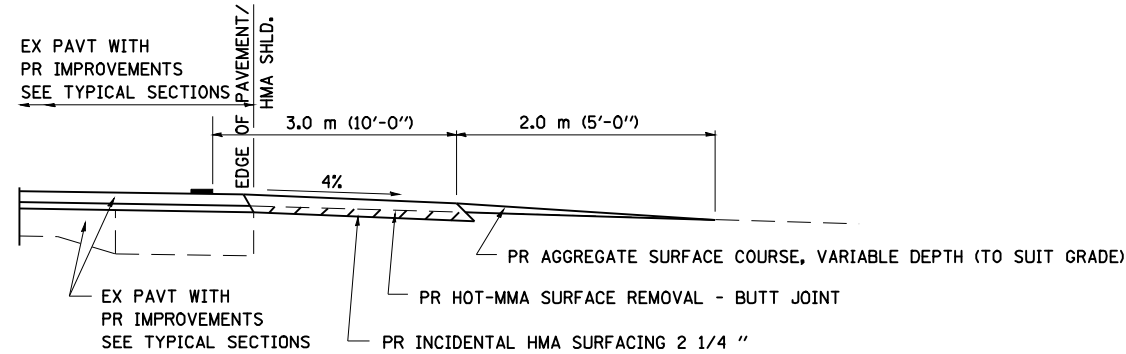


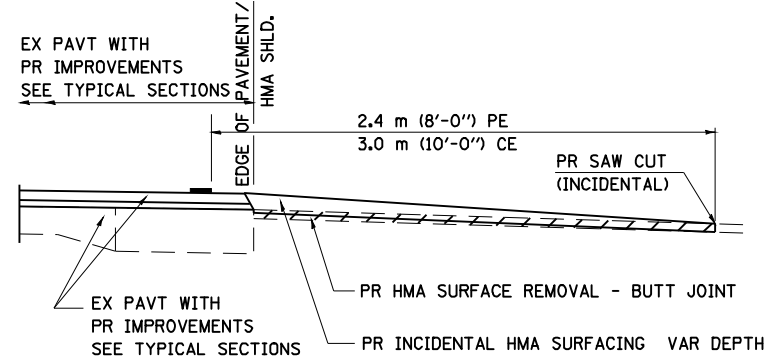
SECTION A-A FOR EX EARTH/AGGREGATE FE



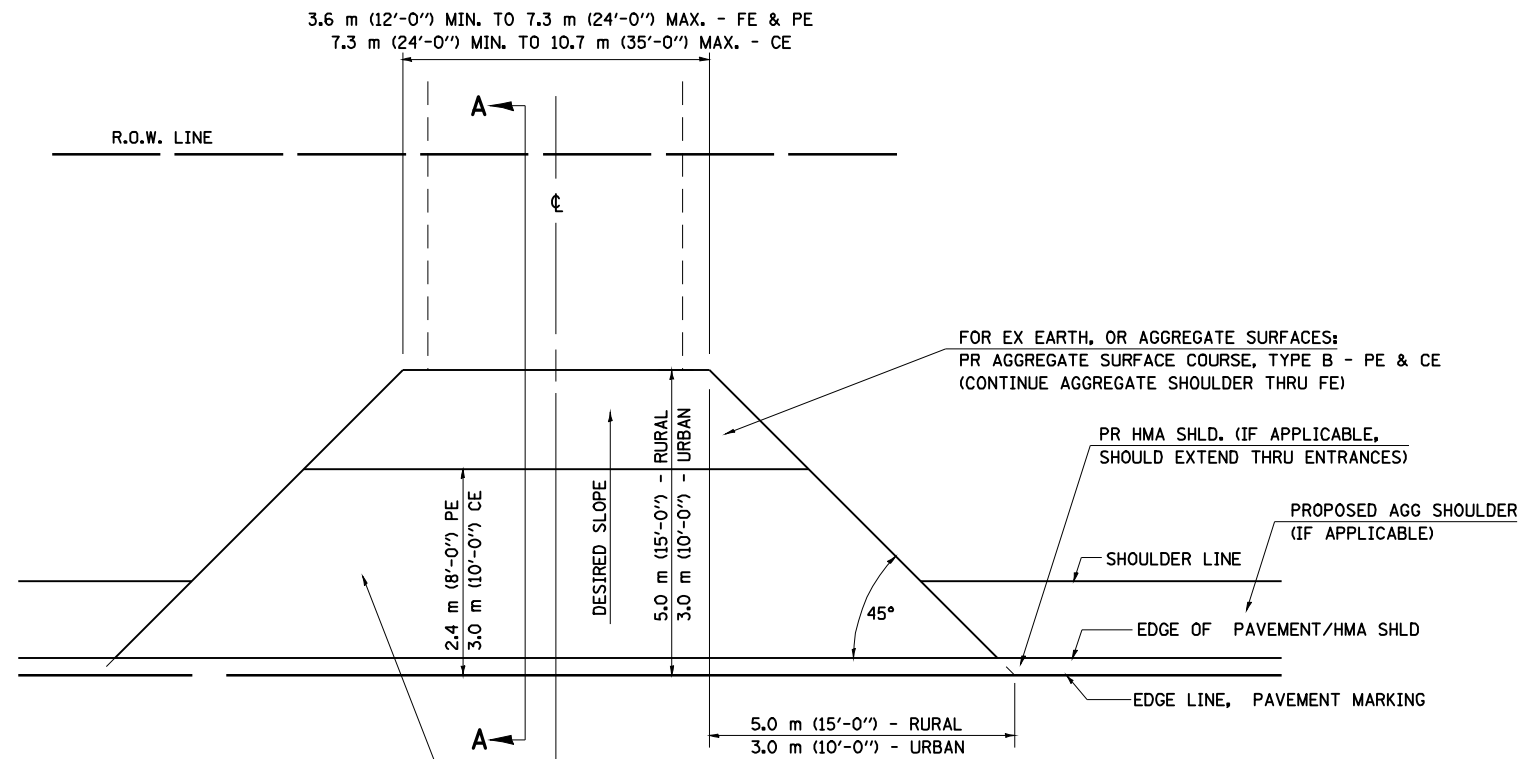
SECTION A-A FOR EX EARTH/AGGREGATE PE WITH EXISTING HMA APRON



SECTION A-A FOR EX EARTH/AGGREGATE CE & SIDE ROAD WITH EXISTING HMA APRON



SECTION A-A FOR EX BITUMINOUS/PC CONCRETE PE, CE & SIDE ROAD



FOR EX EARTH OR AGGREGATE SURFACES WITH HMA APRONS:
 PR HMA SURFACE REMOVAL VD (IF APPLICABLE)
 PR AGGREGATE SHOULDER THRU - FE
 PR INCIDENTAL HMA SURF 90 mm (2 1/4 ") - PE
 PR INCIDENTAL HMA SURF 90 mm (2 1/4 ") - CE

FOR EX HOT-MIX ASPHALT SURFACES:
 PR HMA SURFACE REMOVAL - BUTT JOINT

FOR EX PCC SURFACES:
 PR HMA SURFACE REMOVAL - BUTT JOINT

FOR EX EARTH, OR AGGREGATE SURFACES:
 PR AGGREGATE SURFACE COURSE, TYPE B - PE & CE
 (CONTINUE AGGREGATE SHOULDER THRU FE)

GENERAL NOTES:

THE RESIDENT ENGINEER WILL DETERMINE THE EXACT TYPE OF IMPROVEMENT TO BE COMPLETED FOR ALL ENTRANCES, SIDEROADS AND MAILBOX TURNOUTS ON THIS PROJECT.

THE PLAN DETAILS AND SCHEDULES SHOULD BE USED AS A GUIDE FOR THE ENGINEER TO IMPLEMENT THE FINAL DESIGN. THE ENGINEER MAY DECIDE TO SALVAGE PORTIONS OF THE EXISTING ENTRANCE PAVEMENT STRUCTURE; THEREFORE, REDUCING PAY ITEM QUANTITIES. NO ADDITIONAL PAYMENT WILL BE ALLOWED FOR THIS REDUCTION IN QUANTITIES.

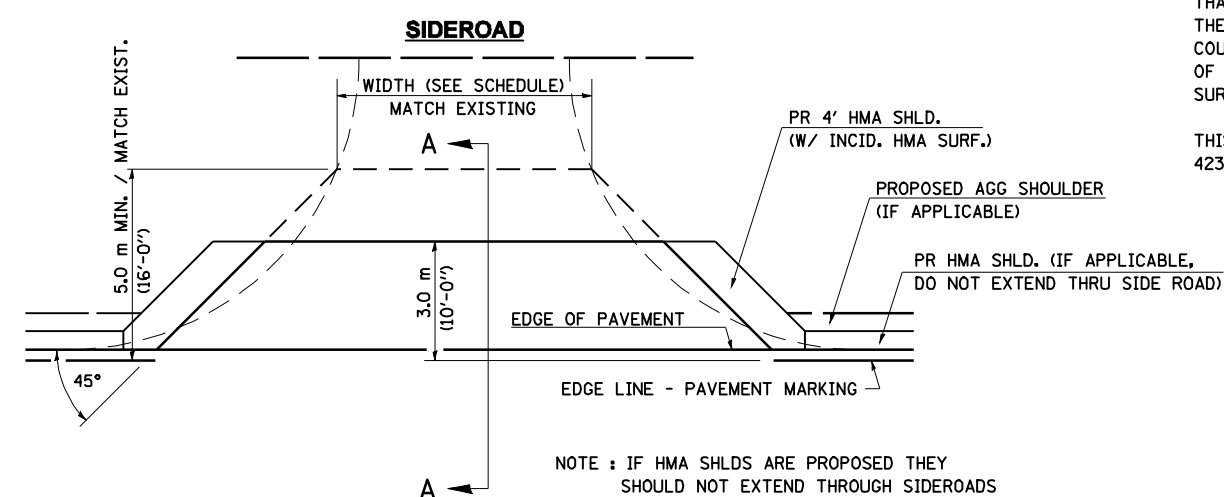
ANY WORK THE ENGINEER REQUIRES WHICH IS NOT COVERED BY A PAY ITEM CONTAINED IN THE PLANS WILL BE PAID FOR IN ACCORDANCE WITH ARTICLE 109.04 OF THE STANDARD SPECIFICATIONS.

HOT-MIX ASPHALT REQUIRED TO CONSTRUCT THE ENTRANCES SHALL BE IN ACCORDANCE WITH THE APPLICABLE PORTIONS OF SECTION 406 AND 408 OF THE STANDARD SPECIFICATIONS AND AS DIRECTED BY THE ENGINEER.

WHEN THE HOT-MIX ASPHALT PROPOSED FOR THE IMPROVEMENT IS THICKER THAN 75 mm (3 INCHES) AND REQUIRE PLACEMENT IN MORE THAN ONE LIFT. THE BOTTOM LIFT(S) SHALL MEET THE REQUIREMENTS OF BITUMINOUS BASE COURSE IN SECTION 406 OF THE STANDARD SPECIFICATIONS AND THE TOP LIFT OF 50 mm (2 INCHES) SHALL MEET THE REQUIREMENTS OF HOT-MIX ASPHALT SURFACE COURSE.

THIS WORK WILL BE PAID FOR IN ACCORDANCE WITH SECTIONS 351, 358, 408, 423 AND 440 OF THE STANDARD SPECIFICATIONS.

ALL DIMENSIONS ARE IN MILLIMETERS (INCHES) UNLESS OTHERWISE SHOWN.



NOTE : IF HMA SHLDS ARE PROPOSED THEY SHOULD NOT EXTEND THROUGH SIDEROADS

FILE NAME =	USER NAME = coxte	DESIGNED -	REVISED - 2/19/03 JCN
es:\pwork\PWID00\COXTE\dm62291\0672043-shd-detail.s.dgn		DRAWN - CADD	REVISED - 4/01/04 JCN
		CHECKED - JCN	REVISED -
		DATE - FEBRUARY 23, 1999	REVISED -

**STATE OF ILLINOIS
DEPARTMENT OF TRANSPORTATION**

**DIST. 6 DETAILS FOR RURAL/URBAN ENT., MAILBOX
TURNOUT & SIDEROADS W/O CONC. GUTTER (3P-PROJ.)**

SCALE: SHEET NO. OF SHEETS STA. TO STA.

F.A.P. RTE.	SECTION	COUNTY	TOTAL SHEETS	SHEET NO.
321	106RS-5, 18RS-11	PIKE	41	31
CONTRACT NO. 72C43				
ILLINOIS FED. AID PROJECT				