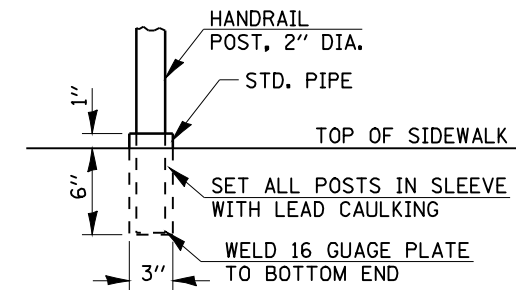
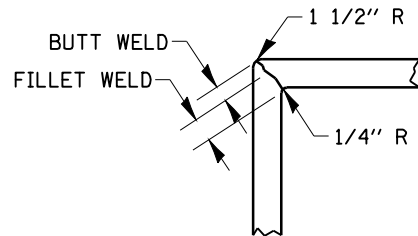


PLAN VIEW

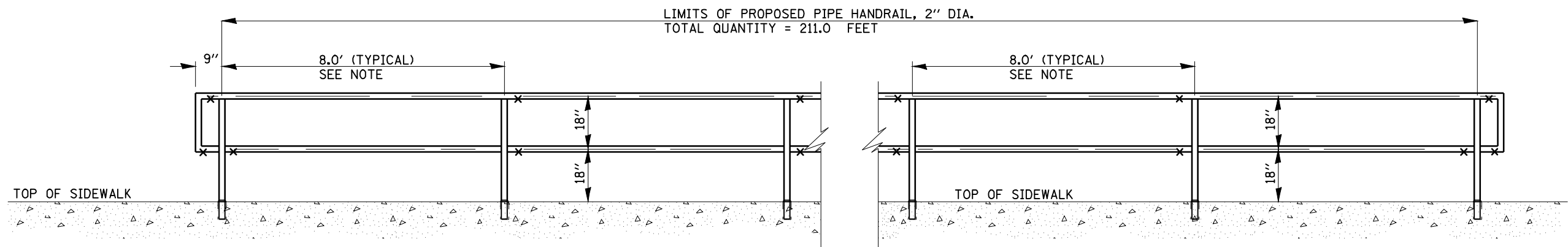
NOTES:

POSTS AND RAILS SHALL BE 2" DIA. GALVANIZED STANDARD STRUCTURAL STEEL PIPE @ 3.65 LBS. PER LINEAR FOOT. ALL CONNECTIONS-MITER, FULL BUTT WELD AND GRIND SMOOTH. PROVIDE 5/16" DIA. VENT HOLES PER SECTION AT LOCATIONS MARKED WITH AN 'X'.

THE CONTRACTOR SHALL PLACE THE HANDRAIL POSTS 8'-0" APART UNLESS PROPOSED POST HOLE SPACING IS IN CONFLICT WITH CONCRETE PIER BASE OR EXISTING POST HOLE. ALLOW 6" CLEAR DISTANCE WHEN PROPOSED POST HOLE IS IN CONFLICT. A MAXIMUM SPACING OF 8'-0" IS ALLOWED BETWEEN POSTS.



**HANDRAIL POST DETAIL
(ALL POSTS)**



ELEVATION VIEW

*- 20RS-7, 21RS-6, 104RS, 105RS-4
**- 42, 325

FILE NAME =	USER NAME = laughlinr1	DESIGNED - RTS	REVISED - RTS 3-10-10
er:\pwwork\PWIDOT\LAUGHLINRL\0105356\0672C52-ahd-details.dgn		DRAWN - RTS	REVISED -
PLOT SCALE = 40.0000 ' / IN.		CHECKED - MEB	REVISED -
PLOT DATE = Mar-26-2010 12:00:45PM		DATE - 01-29-10	REVISED -

**STATE OF ILLINOIS
DEPARTMENT OF TRANSPORTATION**

PIPE HANDRAIL DETAILS

SCALE: SHEET NO. 1 OF 1 SHEETS STA. TO STA.

F.A.P. RTE.	SECTION	COUNTY	TOTAL SHEETS	SHEET NO.
**	*	MONTGOMERY	60	55
CONTRACT NO. 72C52				
ILLINOIS FED. AID PROJECT				