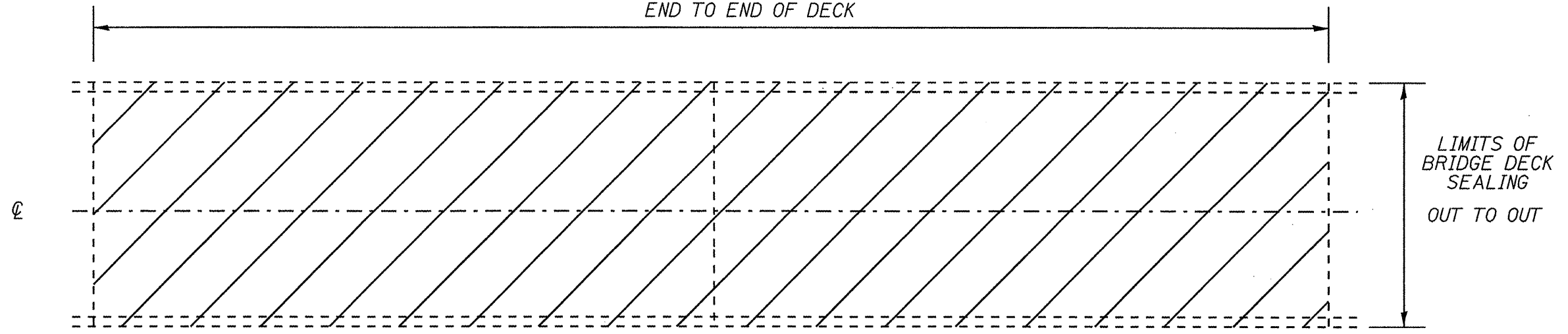
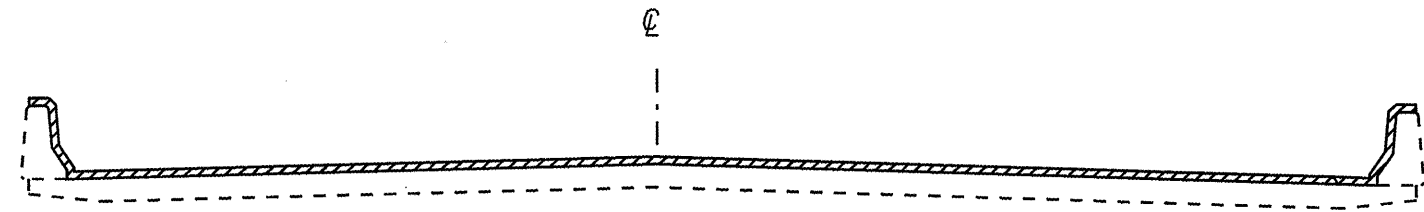


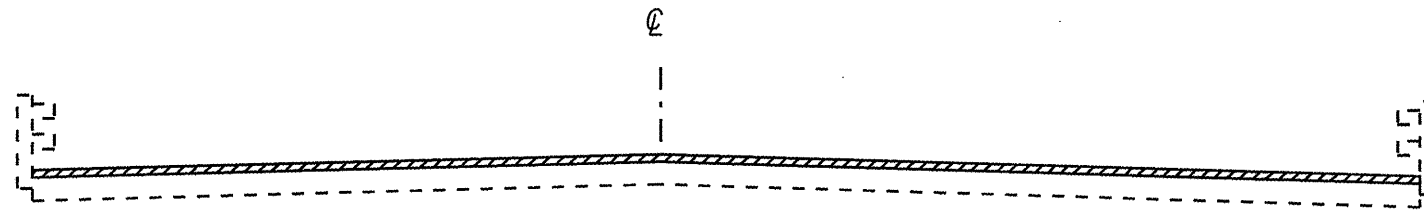
LIMITS OF BRIDGE DECK SEALING
END TO END OF DECK



PLAN VIEW



CROSS SECTION
WITH PARAPET



CROSS SECTION
WITH BRIDGE RAIL

NOTE: BRIDGE APPROACH PAVEMENT
SHALL NOT BE SEALED

NOT TO SCALE

 AREA TO BE SEALED

FILE NAME = c:\pwwork\pww\DOT\LAUGHLIN\RL\0181014\02	USER NAME = laughlinr1 72D46sh-plot.dgn	DESIGNED - DRAWN -	REVISED - REVISED -	STATE OF ILLINOIS DEPARTMENT OF TRANSPORTATION	PLAN AND PROFILE OF BRIDGE DECK AND PARAPET			F.A. RTE.	SECTION	COUNTY	TOTAL SHEETS	SHEET NO.		
PLOT SCALE = 100.0000' / IN.	CHECKED -	REVISED -	SCALE:		SHEET NO.	OF	SHEETS	STA.	TO STA.	VAR	BDGE DECK SEALING 2010	VARIOUS	9	9
PLOT DATE = Mar-12-2010 01:18:21PM	DATE -	REVISED -	CONTRACT NO. 72D46											
ILLINOIS FED. AID PROJECT														