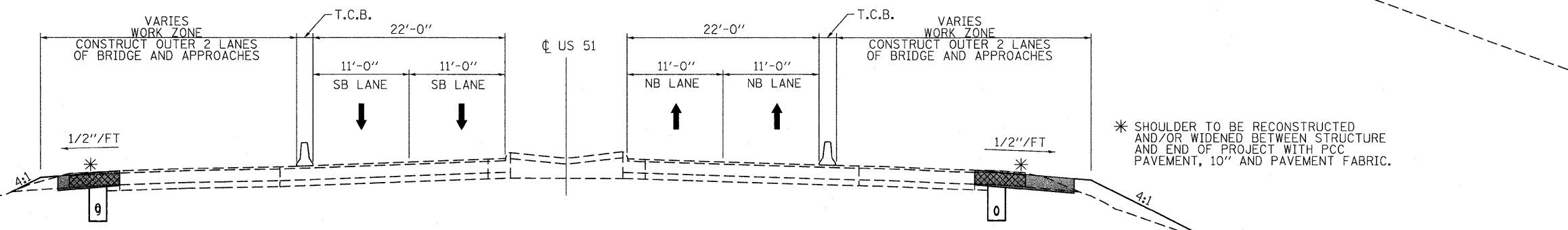
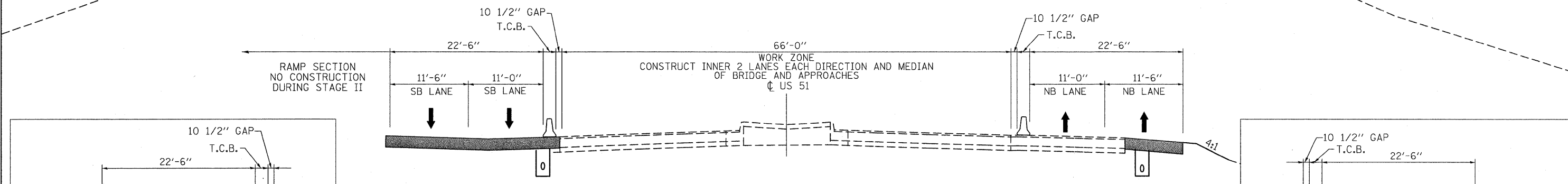


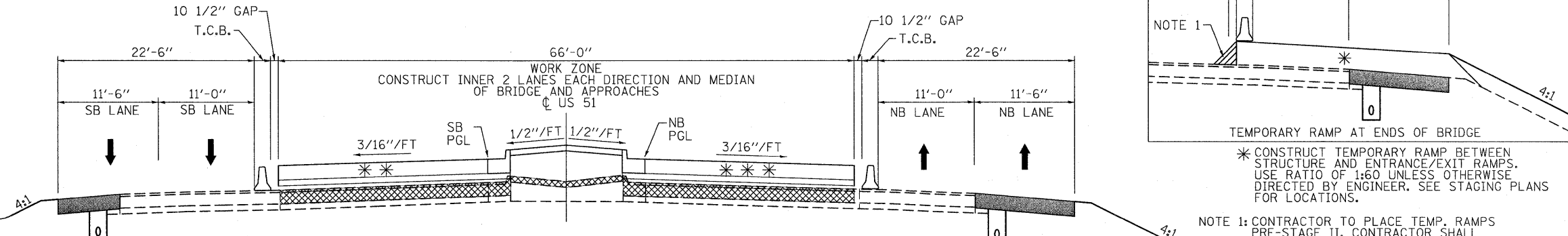
STAGE I - PAVEMENT OVERLAY SECTION



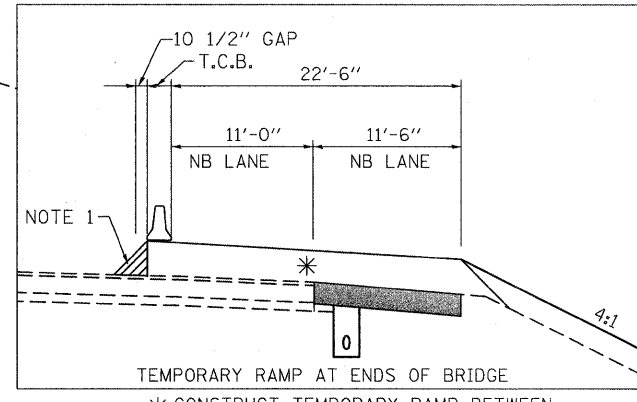
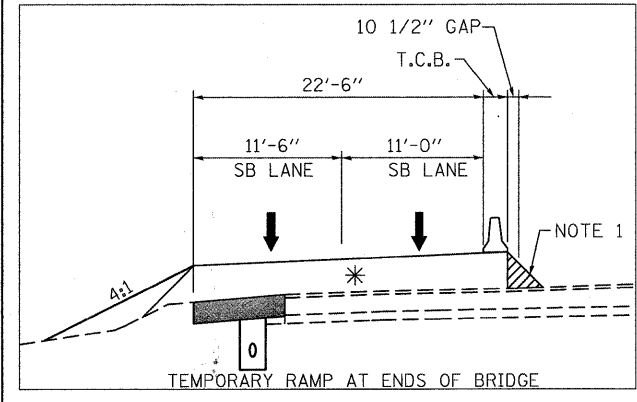
STAGE I - PAVEMENT REPLACEMENT SECTION



STAGE II - PAVEMENT OVERLAY SECTION



STAGE II - PAVEMENT REPLACEMENT SECTION



* * SB STA. 1151+48.42 TO STA. 1153+20.74
SB STA. 1156+34.24 TO STA. 1158+06.20

* * * NB STA. 1151+48.42 TO STA. 1153+21.32
NB STA. 1156+34.82 TO STA. 1158+06.20

NOTE 1: CONTRACTOR TO PLACE TEMP. RAMPS PRE-STAGE II. CONTRACTOR SHALL EITHER FORM STRAIGHT EDGE OR SAW CUT PRIOR TO STAGE II CONSTRUCTION.

NOTE:
TYPICALS LOCATED BETWEEN ENTRANCE/EXIT RAMPS & STRUCTURE. PICTURAL REPRESENTATION OF AREA NORTH OF STRUCTURE. GORE AREAS SOUTH OF STRUCTURE SHALL BE MIRRORRED IMAGE OF TYPICALS SHOWN.