




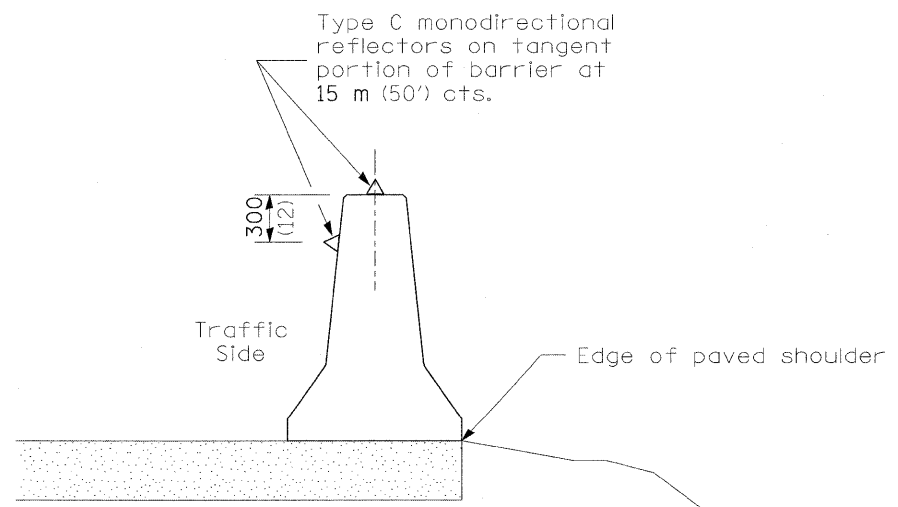


- SYMBOLS**
-  Work area
  -  Sign
  -  Impact attenuator
  -  Temporary Concrete Barrier with type C monodirectional reflector
  -  Flashing light



**GENERAL NOTES**

This Standard is used where any vehicles, equipment, workers or their activities will encroach on the shoulder where temporary concrete barrier is utilized.

① When vehicles, equipment, workers or their activities encroach in the area 4.5 m (15') to the edge of pavement.

All dimensions are in millimeters (inches) unless otherwise shown.

**SHOULDER CLOSURE, MULTILANE,  
MEDIAN PIER CONSTRUCTION  
WITH BARRIER**

**STANDARD 701101-SPECIAL**