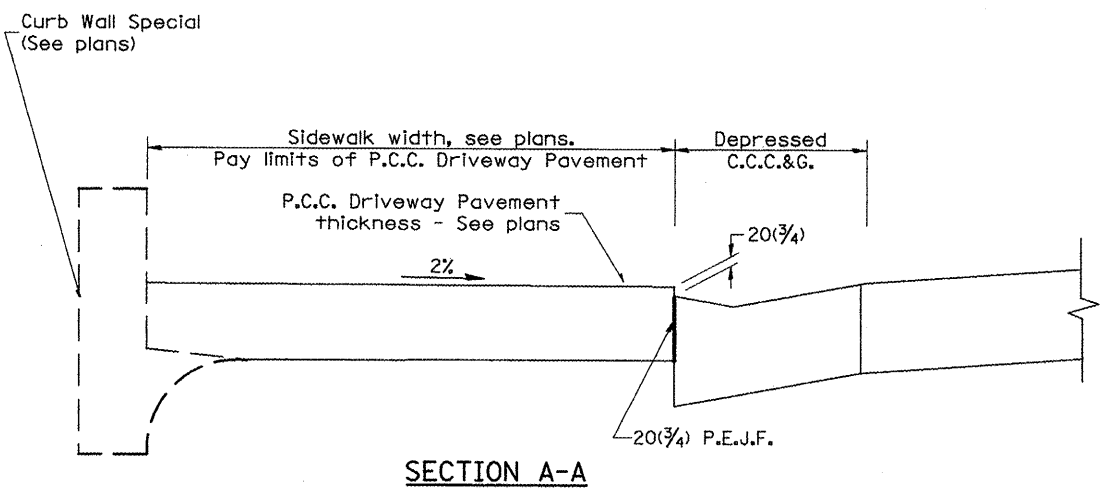
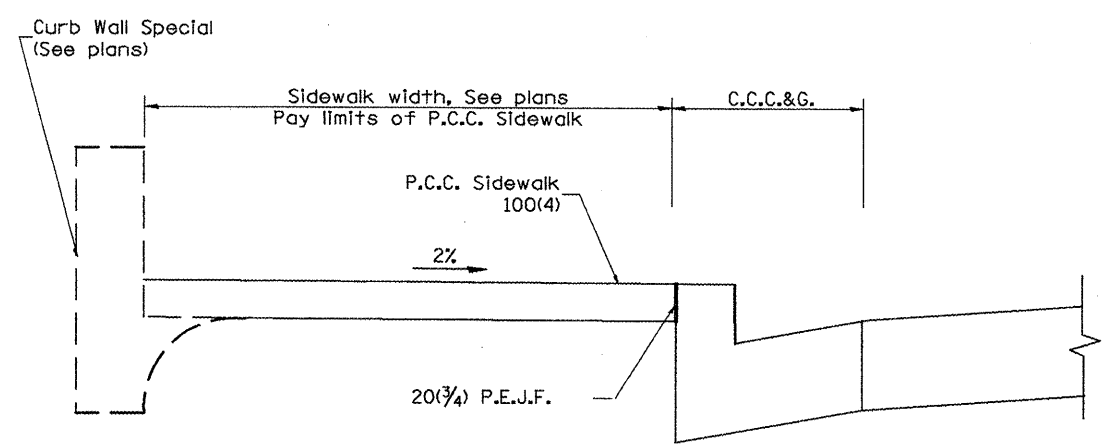


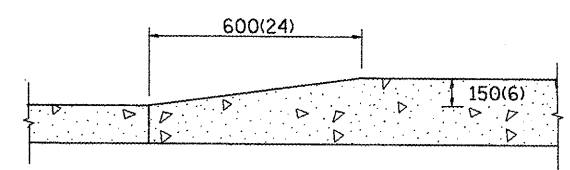
F.A. RTE.	SECTION	COUNTY	TOTAL SHEETS	SHEET NO.
399	36R-1, (37R-2)	TAZEWELL	449	251
STA.		TO STA.		
FED. ROAD DIST. NO. 4 ILLINOIS FED. AID PROJECT				



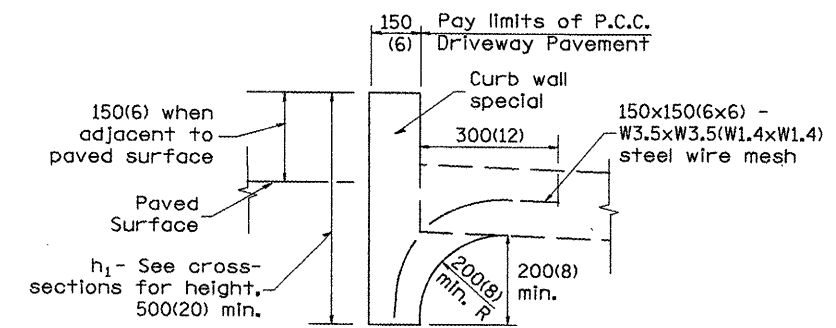
SECTION A-A



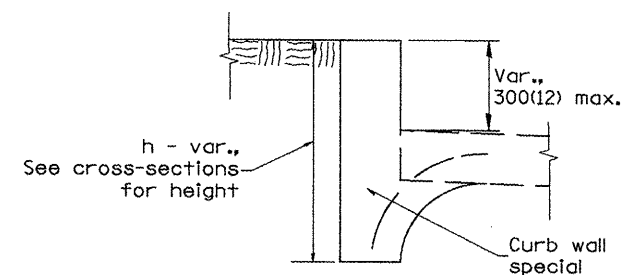
SECTION B-B



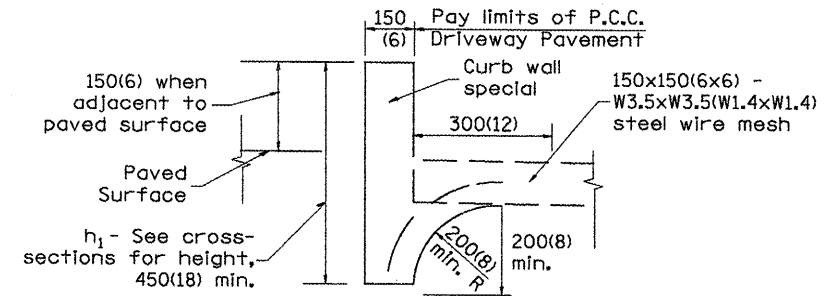
DETAIL 'A'
Curb Height Taper Detail



SECTION C-C
TYPICAL APPLICATION
BETWEEN DRIVEWAYS



ALTERNATE TREATMENT
WITH TURE BORDER



SECTION D-D
TYPICAL APPLICATION
BETWEEN DRIVEWAYS

CURB WALL - SPECIAL

Measurement formula: $h_1 \times \text{length constructed} =$
Payment area in square meters(square feet)

GENERAL NOTES

1. The Curb Wall, Special, shall be poured monolithically with the adjacent P.C.C. Driveway Pavement or P.C.C. Sidewalk.
2. All provisions of Sections 424 and 606 of the Standard Specifications shall apply unless otherwise shown.

All dimensions are in millimeters (inches) unless otherwise noted.

ILLINOIS DEPARTMENT OF TRANSPORTATION
**URBAN ENTRANCES
 SPECIAL DESIGN FOR
 CLOSELY SPACED ENTRANCES**
 (WITH PAVEMENT EDGE CURB BETWEEN ENTRANCES)
 CADD STD NO. 423116-D4 SHEET 2 OF 2
 SCALE: NOT TO SCALE DRAWN BY: CADD
 DATE: **DATE** CHECKED BY: T. PICKERING

***DATE**

DGN-ONLY