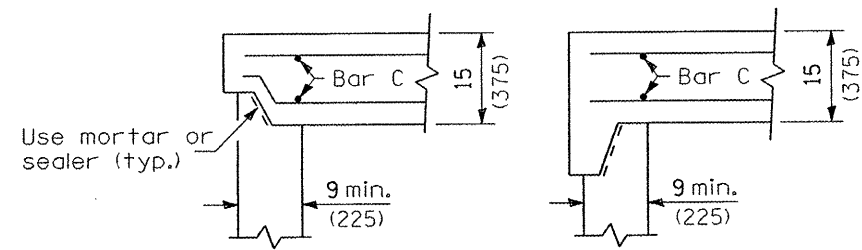
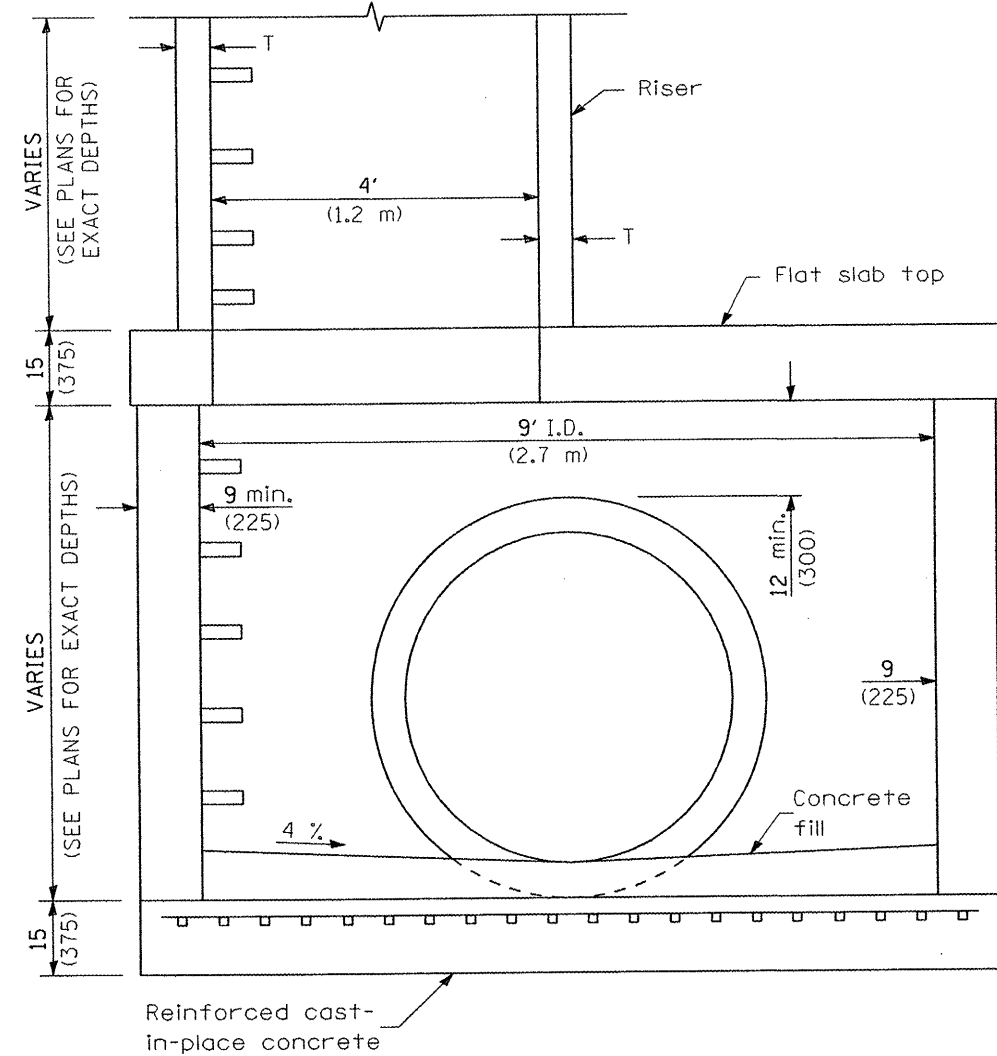


See Special Details for Inlet-Manholes, Type G-1; Inlet-Manholes, Type G-1, Special; and Inlet-Manholes, Type G-1, Double for continuation.

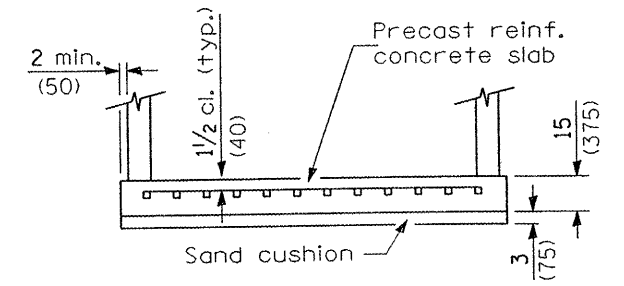
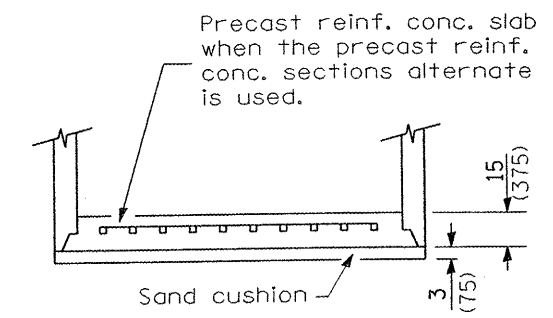


ALTERNATE JOINT CONFIGURATIONS



ELEVATION

(With Flat Slab Top and Riser)



ALTERNATE BOTTOM SLABS

GENERAL NOTES

Joint configuration and dimensions of flat slab top shall match and fit the riser joint detail.

Lifting devices shall be approved by the Engineer.

Bottom slabs shall be reinforced with a minimum of 0.67 sq. in./ft. (1420 sq. mm/m) in both directions.

See Standard 602701 for details of manhole steps.

All dimensions are in inches (millimeters) unless otherwise shown.

ALTERNATE MATERIALS FOR RISER WALLS	T (min)
Concrete Masonry Units	5 (125)
Precast Reinforced Concrete Sections	4 (100)
Cast-in-Place Concrete	6 (150)