

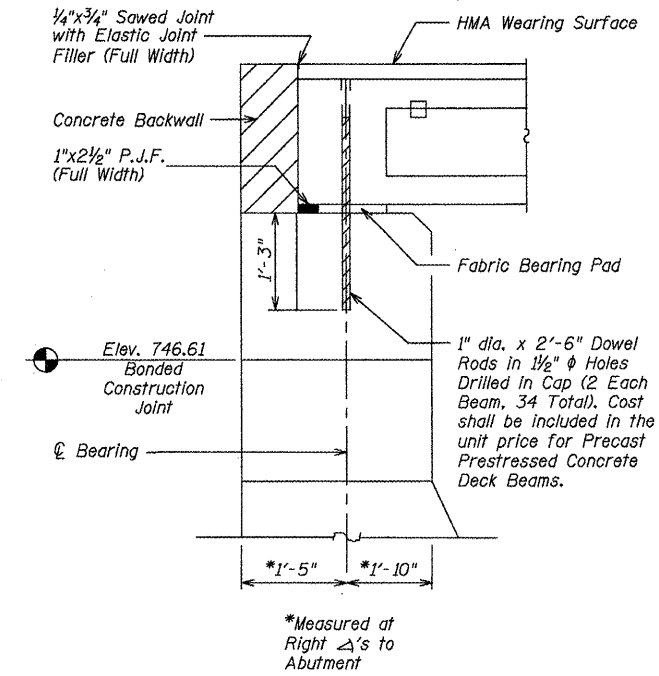
STATE OF ILLINOIS
DEPARTMENT OF TRANSPORTATION

F.A.U. RTE.	SECTION	COUNTY	TOTAL SHEETS	SHEET NO.
6791	07-00401-25-BR	KNOX	18	15
STA. 44+90.00 TO STA. 47+77.20				
FED. ROAD DIST. NO. - ILLINOIS			FED. AID PROJECT	
Bridge Sheet 11 of 14 Sheets			BRM-5025(045) CONTRACT NO. 89557	

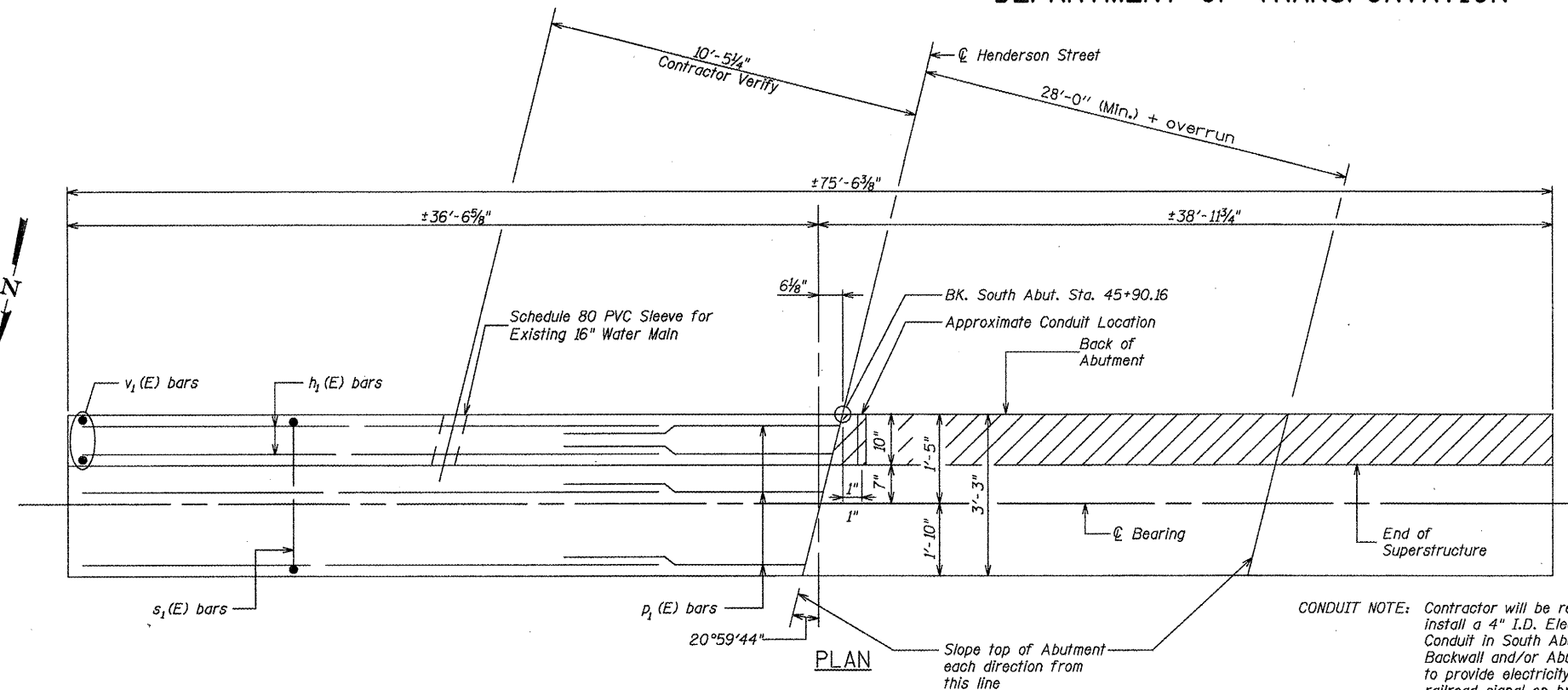
BILL OF MATERIALS

BAR	NO.	SIZE	LENGTH	SHAPE
$h_1(E)$	18	#4	25'-9"	—
$p_1(E)$	27	#7	26'-5"	—
$s_1(E)$	70	#4	7'-5"	□
$v_1(E)$	152	#4	31'-10"	—
Concrete Structures	CU YD		13.0	
Reinforcement Bars, Epoxy Coated	POUND		2510	
Expansion Bolts 3/4 inch	EACH		150	
Structure Excavation	CU YD		17.8	

Reinforcement Bars Designated (E) Shall Be Epoxy Coated.



SECTION THRU ABUTMENT

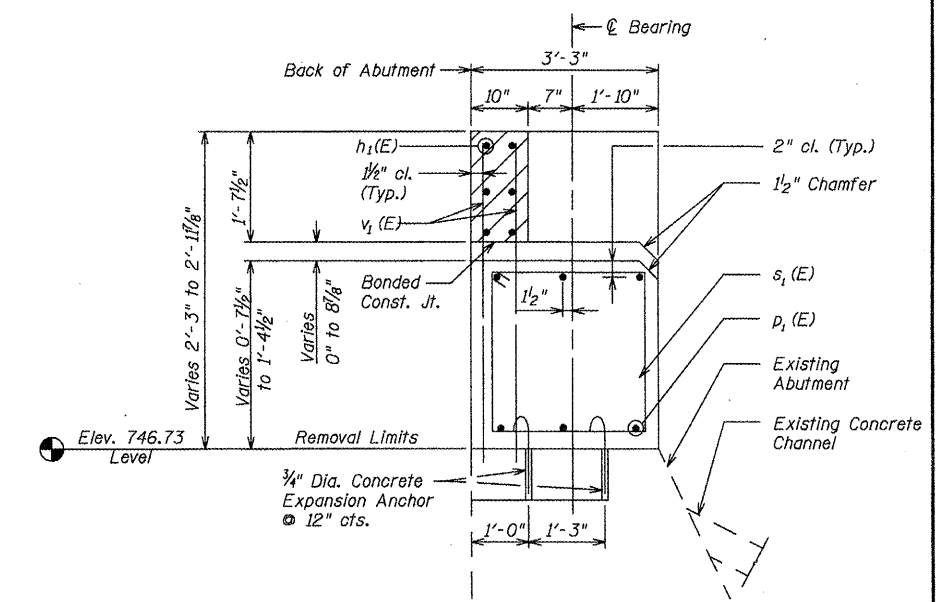
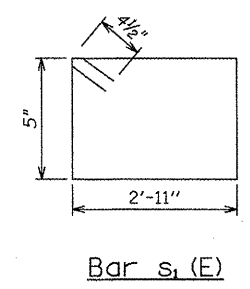


PLAN

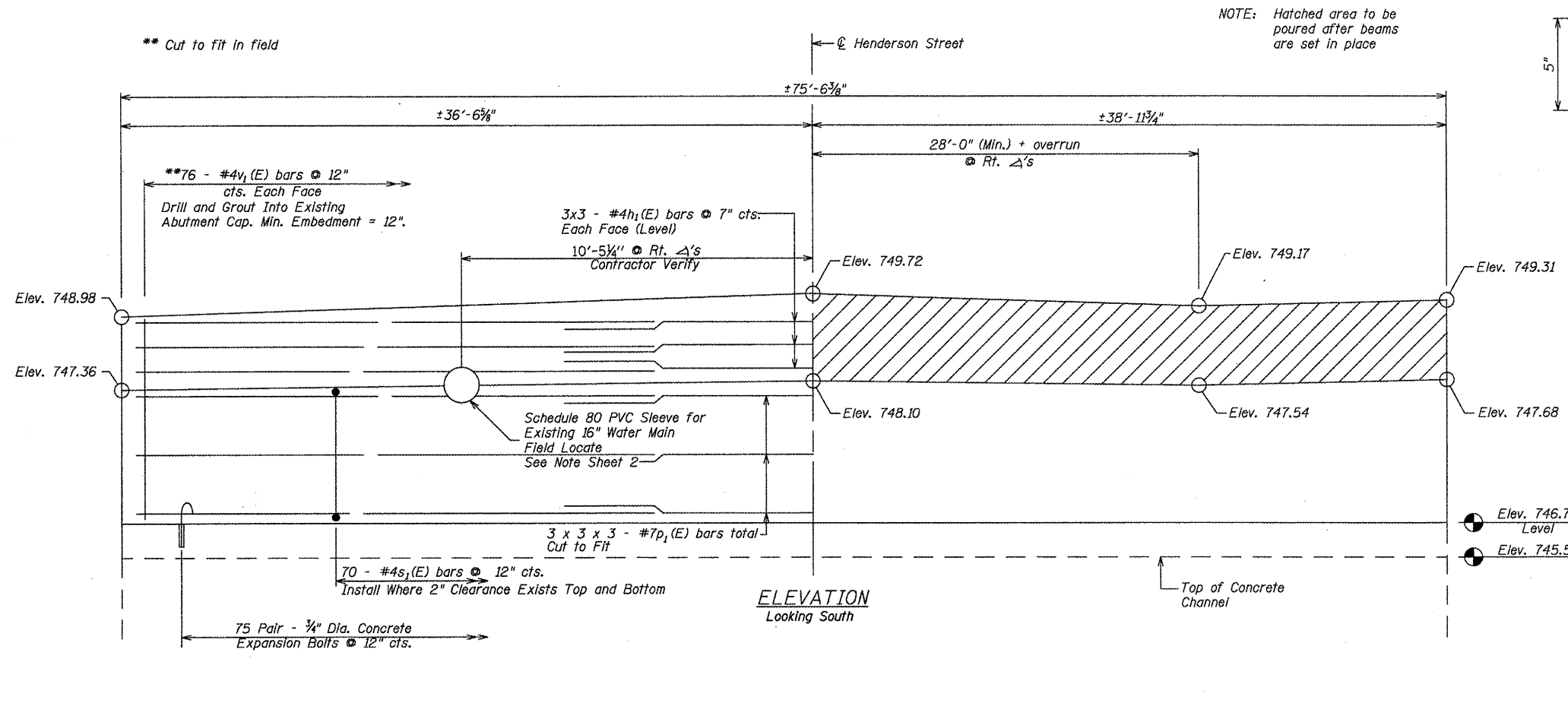
CONDUIT NOTE: Contractor will be required to install a 4" I.D. Electrical Conduit in South Abutment Backwall and/or Abutment Cap to provide electricity for railroad signal on bridge deck. All work and materials required for this conduit installation will be included in Concrete Structures.

Min. Bar Laps

#4	1'-4"
#7	2'-8"



SECTION THRU TOP OF ABUTMENT



ELEVATION Looking South

ILLINOIS DEPARTMENT OF TRANSPORTATION

SOUTH ABUTMENT

S. HENDERSON STREET OVER CEDAR CREEK
SECTION 07-00401-25-BR
CITY OF GALESBURG, KNOX COUNTY
STA. 45+55.80 S.N. 048-0024

SCALE: VERT. NONE, HORIZ. NONE.
DATE: 08/28/2009

DRAWN BY: BCB
DESIGNED BY: PETERSON
CHECKED BY: PETERSON

Bruner, Cooper & Zuck, Inc.
Consulting Engineers Structural Engineers Land Surveyors
Phone: (309) 343-9282 188 East Simons Street Galesburg, Illinois 61602
Fax: (309) 343-9232 E-mail: bcz@bczinc.com

JOB NO. 290067 FILE NAME: ISO_ABTMNT.dwg

REVISIONS	
NAME	DATE