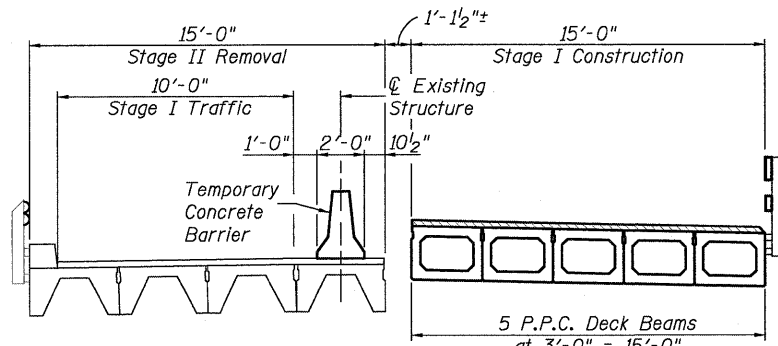
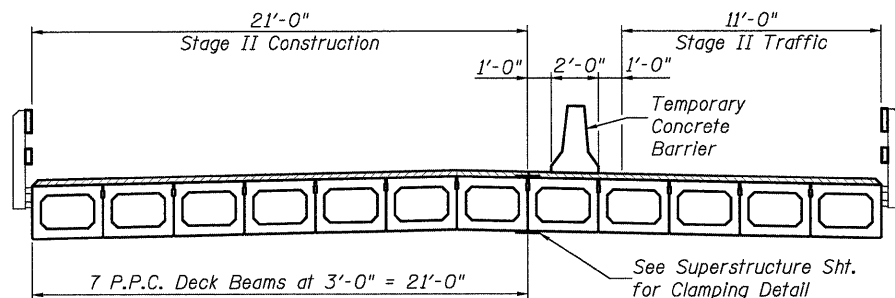


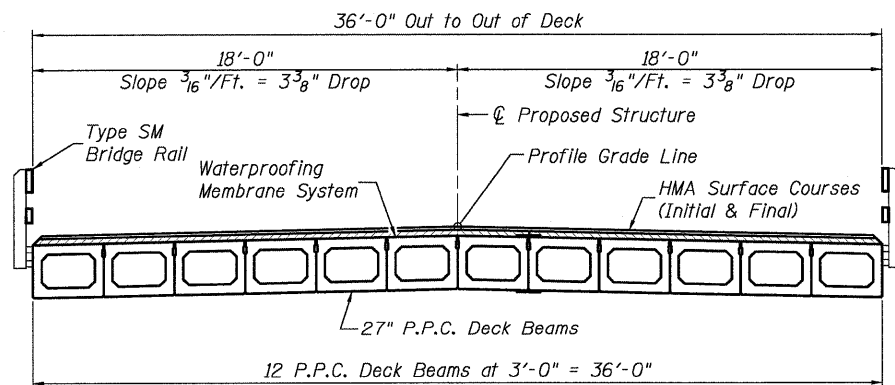
**EXISTING STRUCTURE**  
(Looking South)



**STAGE I CONSTRUCTION**  
(Looking South)

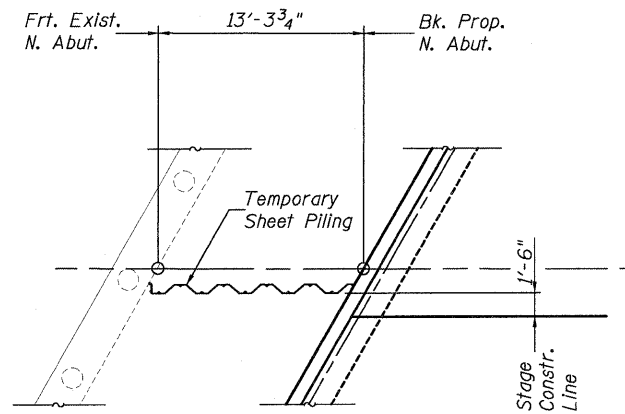


**STAGE II CONSTRUCTION**  
(Looking South)

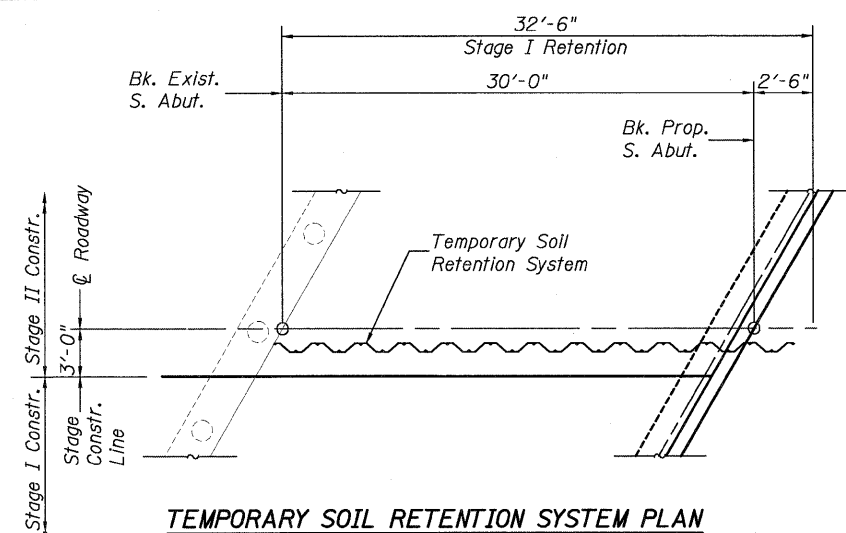


**PROPOSED STRUCTURE**  
(Looking South)

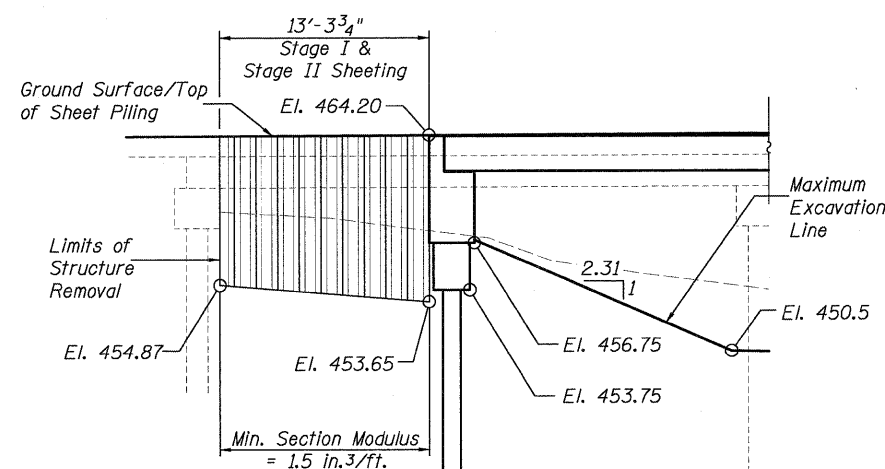
DESIGNED	K.M.M.
CHECKED	L.D.G.
DRAWN	K.H.L.
CHECKED	B.G.H.



**TEMPORARY SHEET PILING PLAN**

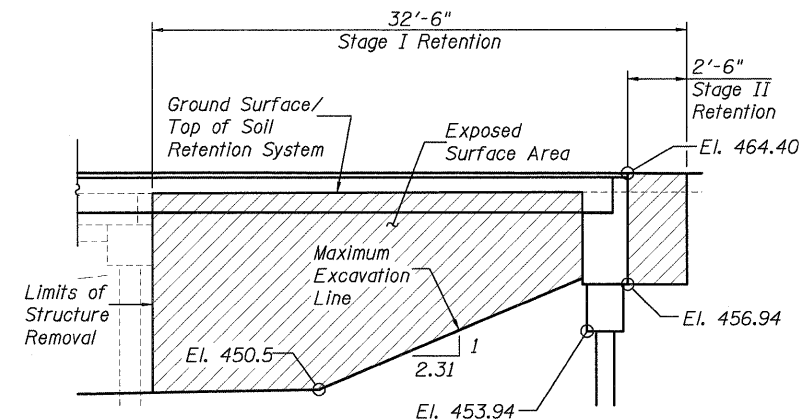


**TEMPORARY SOIL RETENTION SYSTEM PLAN**



**TEMPORARY SHEET PILING ELEVATION**

If the Contractor chooses to alter the temporary cantilevered sheet piling design requirements shown on the plans, a design submittal, including plan details and calculations, will be required for review and acceptance by the Engineer.

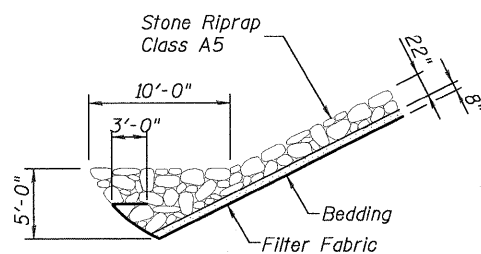


**TEMPORARY SOIL RETENTION SYSTEM ELEVATION**

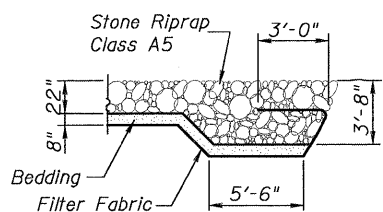
A cantilevered sheet piling design does not appear feasible and additional members or other retention systems may be necessary. The Contractor shall submit a temporary soil retention system design, including plan details and calculations, for review and acceptance by the Engineer.

**GENERAL NOTES**

- The Contractor shall drive test piles to 110% of the nominal required bearing specified in production location at substructures specified or approved by the Engineer before ordering remaining piles.
- Hot-mix asphalt surface course overlay for the bridge deck shall be constructed in accordance with applicable portions of Section 582 of the Standard Specifications.
- Waterproofing membrane system for the bridge shall be in accordance with material and construction requirements of the applicable portions of Section 581 of the Standard Specifications.
- Layout of slope protection system may be varied in the field to suit ground conditions as directed by the Engineer.
- Reinforcement bars shall conform to the requirements of ASTM A 706 Gr. 60 (IL Modified). See Special Provisions.
- Reinforcement bars designated (E) shall be epoxy coated.
- Deck beams shall be cleaned to the satisfaction of the Engineer before placing the waterproofing membrane system.
- Current Ratings on file for Existing Structure  
Inventory: HS2.8  
Operating: HS13.9  
Live Load Restrictions: Y (20)  
Inventory and Operating Ratings and Live Load Restrictions are provided for information only. Inventory and Operating Ratings are based on HS loading and configuration. Live Load Restrictions are based on Illinois legal loads and configurations. The Ratings and Live Load Restrictions are not necessarily representative of capacities to support the Contractor's equipment.
- The Contractor is advised that the existing structure contains members that are in a deteriorated condition with reduced load carrying capacity. It is the Contractor's responsibility to account for the condition of the existing structure when developing construction procedures for the complete or partial removal or replacement of the structure. An Existing Structure Information Package is available upon request as noted in the special provisions.



**STONE RIPRAP ANCHOR DETAIL**



**STONE RIPRAP FLANK DETAIL**

**BRIDGE STAGING, DETAILS & GENERAL NOTES**

SHEET NO. 2	F.A.S.	SECTION	COUNTY	TOTAL SHEETS	SHEET NO.
	783	02-00074-00-BR	BOND	25	9
14 SHEETS	S.N. 003-3050		CONTRACT NO. 97446		
	FED. ROAD DIST. NO.	ILLINOIS	FED. AID PROJECT		