


F.A.P. RTE	SECTION	COUNTY	TOTAL SHEETS	SHEET NO
*	**	***	304	173
STA.		TO STA.		
FED. ROAD DIST. NO. -		ILLINOIS	FED. AID PROJECT	
* FAU 9481, FAS 2887 (IL 37)				
** (12,12X),RS-3;12B-1,12B1-1				
*** FRANKLIN AND WILLIAMSON				

RURAL SIDE APPROACH DETAILS

PRIVATE AND COMMERCIAL ENTRANCES



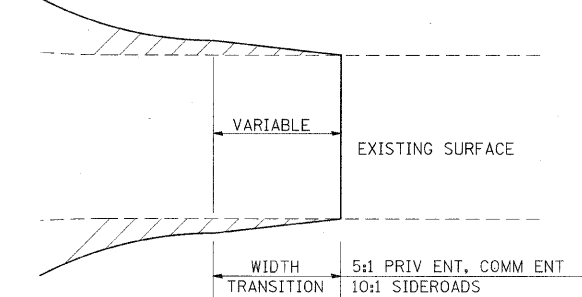
SIDEROADS

SIDEROAD DIMENSIONS (MIN.)

ADT	A (FT)	B (FT)
0 TO 250	18'	2'
250 TO 400	20'	2'
GREATER THAN 400	22'	4'

WIDTH TRANSITION DETAIL TO EXISTING

(IF APPLICABLE)

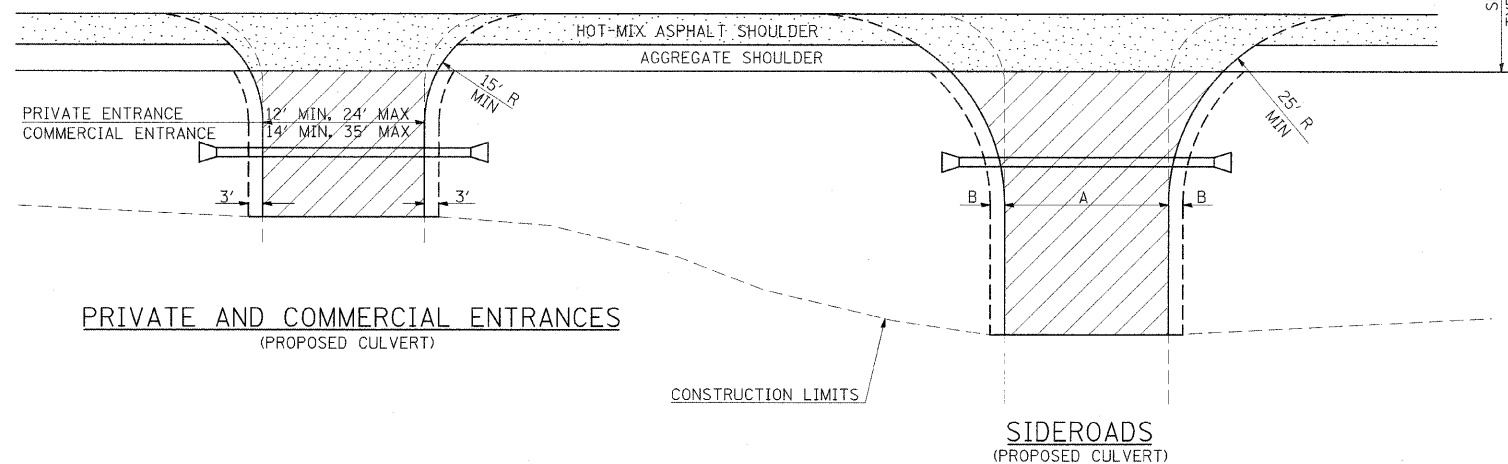
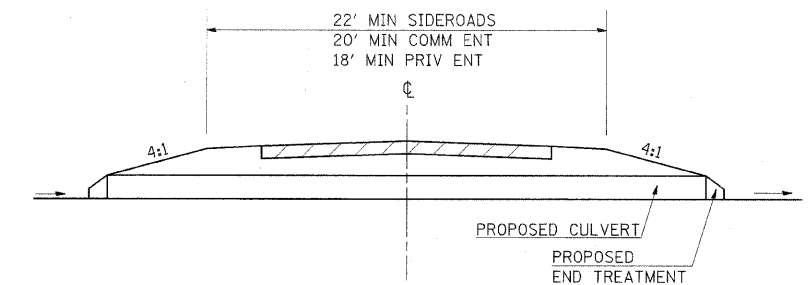


FIELD ENTRANCE TREATMENT

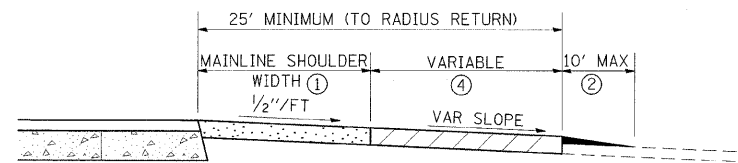
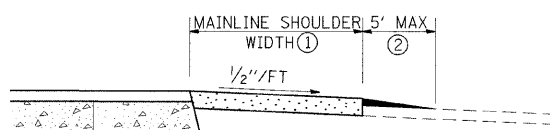
CONSTRUCT MAINLINE HOT-MIX ASPHALT AND AGGREGATE SHOULDERS THROUGH FIELD ENTRANCES.

IF A PIPE IS REQUIRED, PROVIDE A 22' WIDE EARTH EMBANKMENT WITH 15' RADII AT THE INTERSECTION.

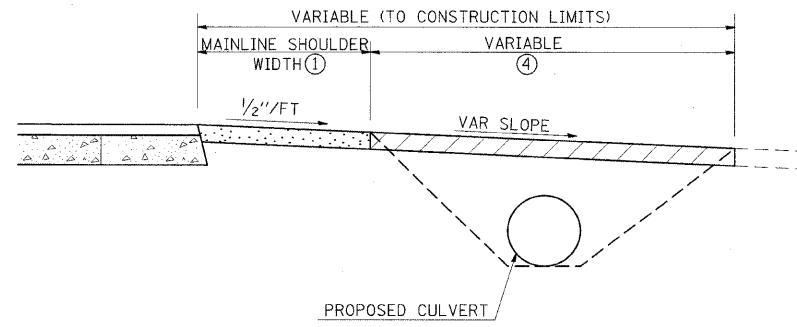
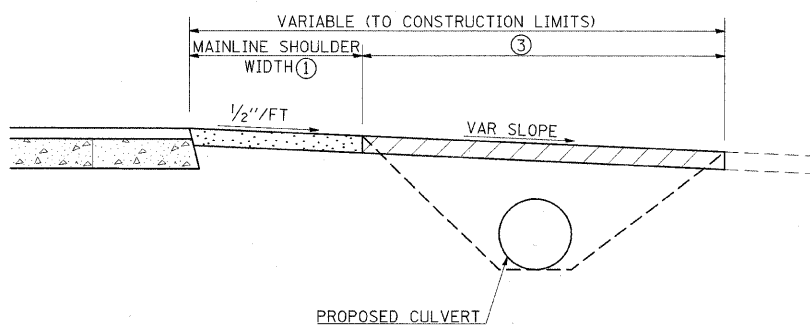
DETAIL FOR CALCULATING CULVERT LENGTH



PRIVATE AND COMMERCIAL ENTRANCES



SIDEROADS



LEGEND

- CONSTRUCT HOT-MIX ASPHALT SHOULDER "FULL SHOULDER WIDTH" THROUGH ENTRANCE/INTERSECTION UNLESS OTHERWISE SHOWN ON THE PLANS OR AS DIRECTED BY THE ENGINEER.
- IF REQUIRED, AGGREGATE TAPER FOR EXISTING GRAVEL SURFACE; HOT-MIX ASPHALT TAPER FOR EXISTING HIGHER TYPE SURFACES.
- 6" AGGREGATE SURFACE COURSE FOR EXISTING GRAVEL SURFACE; 2" HOT-MIX ASPHALT RESURFACING ON 4" AGGREGATE BASE COURSE FOR EXISTING HOT-MIX ASPHALT SURFACE; PCC DRIVEWAY PAVEMENT (6" - PE; 7" - CE) FOR EXISTING CONCRETE SURFACE.
- 3" MINIMUM INCIDENTAL HOT-MIX ASPHALT RESURFACING ON 8" MINIMUM AGGREGATE BASE COURSE FOR EXISTING GRAVEL SURFACE OR OIL & CHIP SURFACE; MATCH EXISTING FOR EXISTING HIGHER TYPE SURFACES.

GENERAL NOTES

- ENTRANCE LOCATIONS ARE TO COMPLY WITH IDOT'S POLICY "ACCESS TO STATE HIGHWAYS".
- IN GENERAL, RELOCATED PRIVATE ENTRANCES ARE TO HAVE A 16' WIDE SURFACE WITH 3' WIDE SHOULDERS (22' WIDE EMBANKMENT).
- SEE PLANS FOR PROPOSED PROFILE GRADES AT ENTRANCES/SIDEROADS. THE DESIRABLE MAXIMUM PROFILE GRADE FOR ENTRANCES ARE 12% FOR PE; 10% FOR CE.
- ENTRANCE PIPE CULVERTS ARE TO BE A MINIMUM 15" DIAMETER AND NORMALLY REPLACED IN KIND; SIDEROAD PIPE CULVERTS ARE GENERALLY TO BE CONCRETE (18" MINIMUM DIAMETER).
- THE INTERSECTION RADII OF SIDEROADS CONSTRUCTED TO FULL POLICY STANDARDS SHOULD COMPLY WITH THAT NOTED IN THE BUREAU OF LOCAL ROADS MANUAL (CHAPTER 33).

REVISIONS	
NAME	DATE

ILLINOIS DEPARTMENT OF TRANSPORTATION

DETAIL: RURAL SIDE APPROACH

SCALE: VERT. NO SCALE
HORIZ. DATE

DRAWN BY
CHECKED BY

REVISIONS	
DATE	DESCRIPTION
3-15-91	DRAWN
10-02-91	REVISED
5-15-92	REVISED
1-20-00	REVISED
01-11-07	REVISED

MODIFIED STD. 9-83