TANGENT CONDITION

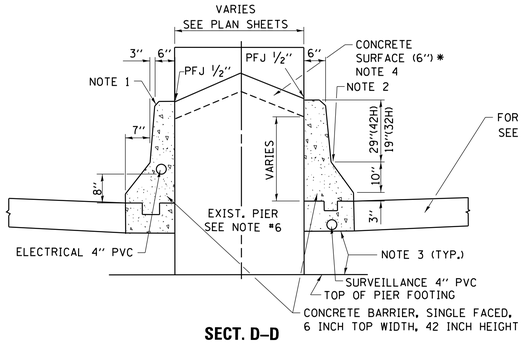


FOR SHOULDER DETAILS
SEE TYPICAL SECTIONS

**SECT. D–D**

**CONCRETE BARRIER**

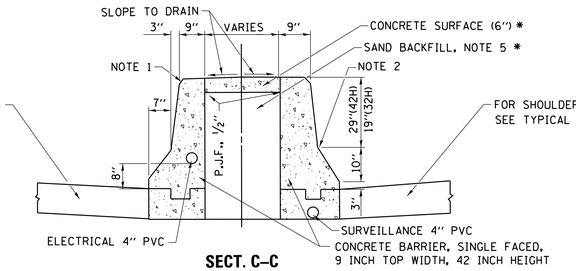


FOR SHOULDER DETAILS
SEE TYPICAL SECTIONS

**SECT. C–C**

**CONCRETE BARRIER**

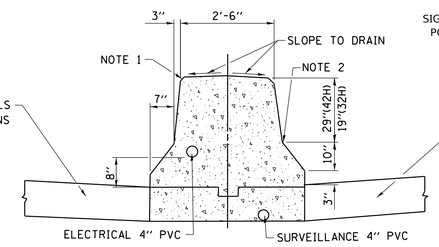


FOR SHOULDER DETAILS
SEE TYPICAL SECTIONS

**SECT. B–B**

**CONCRETE BARRIER**

CONCRETE BARRIER, DOUBLE FACED
18 INCH VARIABLE TOP WIDTH
42 INCH HEIGHT

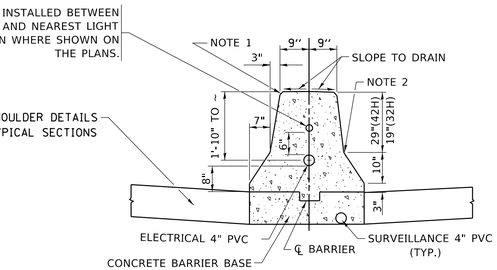


FOR SHOULDER DETAILS
SEE TYPICAL SECTIONS

**SECT. A–A**

**CONCRETE BARRIER**

CONCRETE BARRIER, DOUBLE FACE,
18 INCH TOP WIDTH,
42 INCH HEIGHT

PLAN VIEW OF
CONCRETE BARRIER TRANSITION

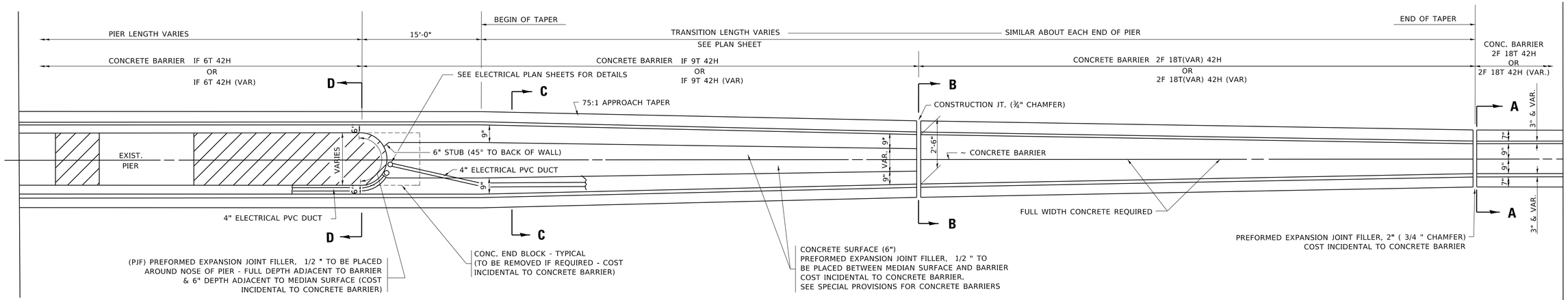


(SUPER ELEVATION CONDITION)

**SECT. D–D**

**CONCRETE BARRIER**

AROUND NOSE OF PIER - FULL DEPTH ADJACENT TO BARRIER
& 6" DEPTH ADJACENT TO MEDIAN SURFACE (COST
INCIDENTAL TO CONCRETE BARRIER)

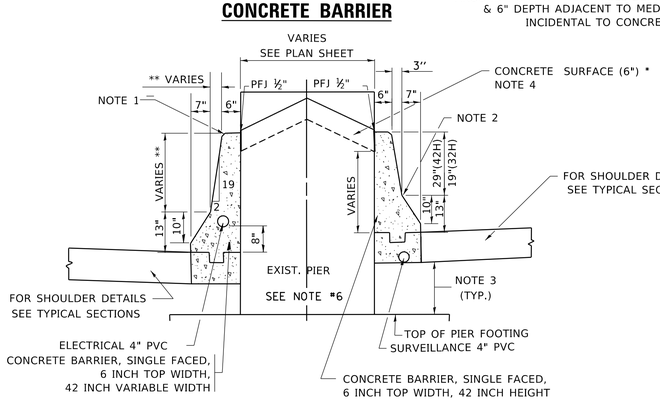


**SECT.C–C**

**CONCRETE BARRIER**

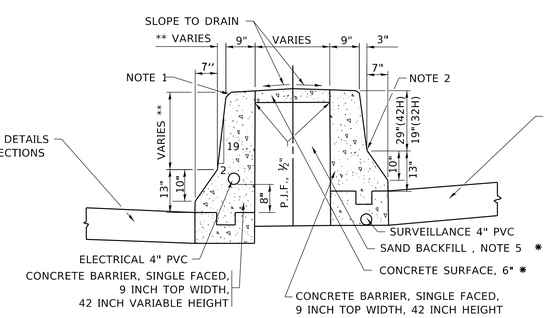


**SECT. B–B**

**CONCRETE BARRIER**

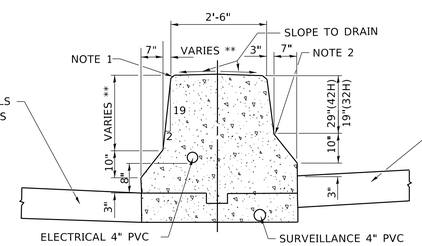


CONCRETE BARRIER, DOUBLE FACE,
18 INCH VARIABLE TOP WIDTH,
42 INCH VARIABLE HEIGHT

**SECT. A–A**

**CONCRETE BARRIER**

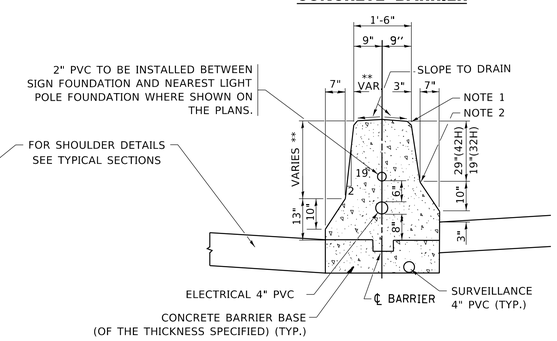


CONCRETE BARRIER, DOUBLE FACE,
18 INCH TOP WIDTH,
42 INCH VARIABLE HEIGHT

## GENERAL NOTES – FOR UNDERDRAIN DETAILS SEE TYPICAL SECTIONS

PREFORMED JOINT FILLER SHALL BE INCIDENTAL
TO THE CONCRETE BARRIER OF THE TYPE INVOLVED.

FOR KEYWAY (F) DIMENSIONS, SEE TYPICAL SECTIONS

CONCRETE BARRIER BASE PAY ITEM IS TO BE
INCLUDED IF THE BARRIER IS CONSTRUCTED MONOLITHIC
OR JOINTED TO BASE. IF JOINTED CONTRACTORS
WILL HAVE THE OPTION OF USING A KEYWAY OR
#____ TIE BARS AT____ O.C.

## NOTES:

1. 3/4 " CHAMFER OR 1" RADIUS (OPTIONAL)
2. 10" RADIUS (OPTIONAL)
3. EXTEND BOTTOM OF BARRIER TO FOOTING ONLY WHEN DEPTH IS 6" OR LESS, OTHERWISE MAINTAIN SAME DEPTH AS BOTTOM OF SHOULDER
4. PIER FILLER MATERIAL TO BE CONCRETE IF MINIMUM 6" THICKNESS WILL BE MAINTAINED. IF 6" THICKNESS CANNOT BE MAINTAINED USE ASPHALT FILLER MATERIAL AS DIRECTED BY THE ENGINEER.
5. SAND BACKFILL AND CONCRETE SURFACE WILL BE REQUIRED. FILLING WITH CONCRETE WILL NOT BE ALLOWED.
6. IF PIER IS NEW CONSTRUCTION BARRIER WALL MAY BE MONOLITHIC

** MAINTAIN SLOPE OF FACE AS SHOWN ON DETAIL. HEIGHT AND WIDTH OF BARRIER INCREASE WHERE A DIFFERENCE IN MEDIAN EDGE-OF-PAVEMENT GRADE ELEVATION EXISTS.

* COST OF SAND BACKFILL, CONCRETE SURFACE (6"), AND PIER FILLER MATERIAL WILL NOT BE INCIDENTAL.

| | | | |
|---|---|---|---|
| USER NAME = footemj | DESIGNED - FORD | REVISED - FORD 12-06-88 | |
| | DRAWN - | REVISED - | |
| PLOT SCALE = 50.0000 ' / in. | CHECKED - | REVISED - | |
| PLOT DATE = 3/27/2019 | DATE - 09-09-88 | REVISED - | |

**STATE OF ILLINOIS**
**DEPARTMENT OF TRANSPORTATION**

**CONCRETE BARRIER TRANSITION &**
**GENERAL DETAILS, CONCRETE BARRIER BASE**

SCALE: NONE | SHEET 1 OF 1 SHEETS | STA. TO STA.

| F.A. RTE. | SECTION | COUNTY | TOTAL SHEETS | SHEET NO. |
|---|---|---|---|---|
| 344 | 2020-196-T | DUPAGE | 122 | 103 |
| | BD–27 | CONTRACT NO. | | |
| | | ILLINOIS FED. AID PROJECT | | |

MODEL: Default
FILE NAME: pw:\\pwinroom.dot.illinois.gov:PWIDOT\Documents\IDOT Offices\District 1\Projects\Dist5\d22x34\CADData\CADsheets\bd27.dgn

bd27.dgn 3/27/2019 7:58:27 AM User=footemj