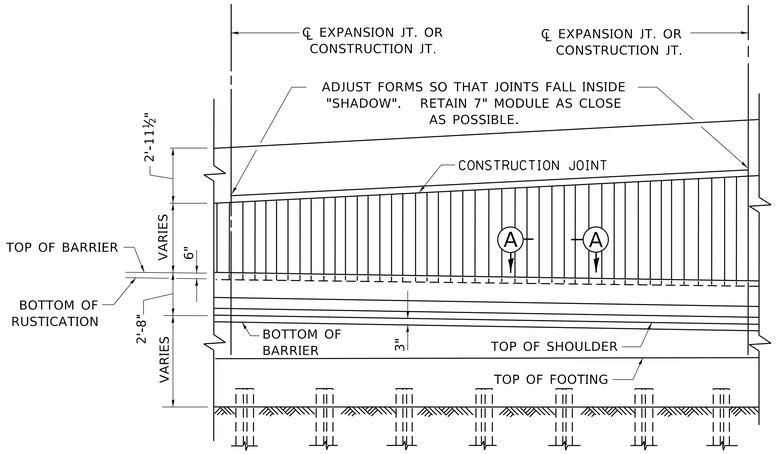

ELEVATION–TYPICAL ARCHITECTURAL FINISH

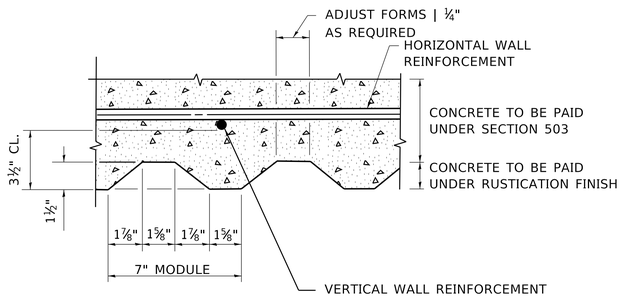

SECTION A–A

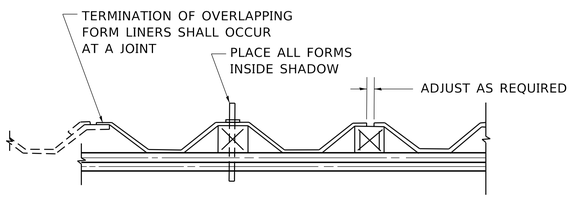

SUGGESTED FORMWORK DETAIL

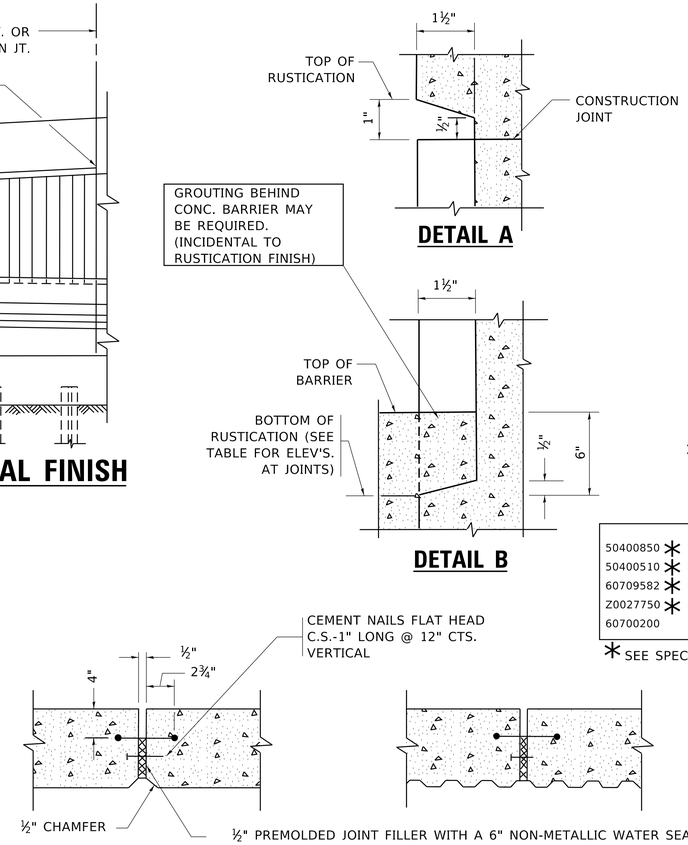

EXPANSION JOINT DETAIL

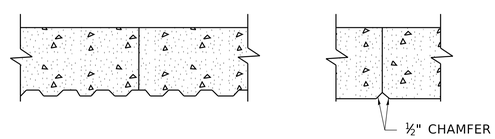

CONSTRUCTION JOINT DETAIL

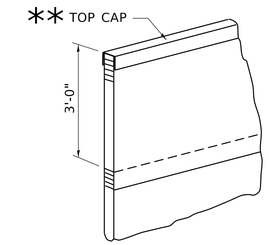

TOP COURSE GEOCOMPOSITE WALL DRAIN DETAILS

** SEE RECURRING SPECIAL PROVISION #43 FOR GEOCOMPOSITE WALL DRAIN

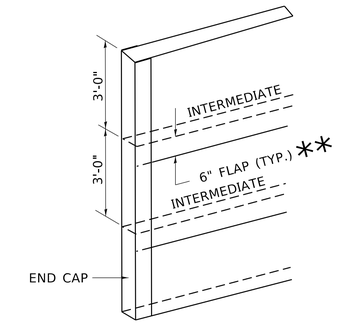

HORIZONTAL SECTION AND SEAM

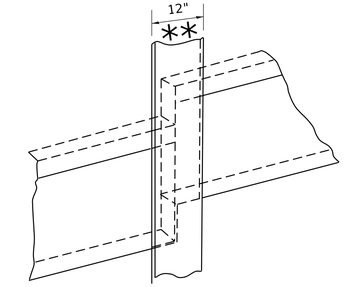

VERTICAL SPLICE

PREFERRED PAY ITEMS

50400850	*	CLASS X CONCRETE (RETAINING WALL)	(C.Y.)
50400510	*	RUSTICATION FINISH	(S.F.)
60709582	*	PIPE UNDERDRAINS FOR STRUCTURES 6"	(L.F.)
Z0027750	*	GEOCOMPOSITE WALL DRAIN	(S.Y.)
60700200		PIPE DRAINS 6"	(L.F.)

* SEE SPECIAL PROVISIONS

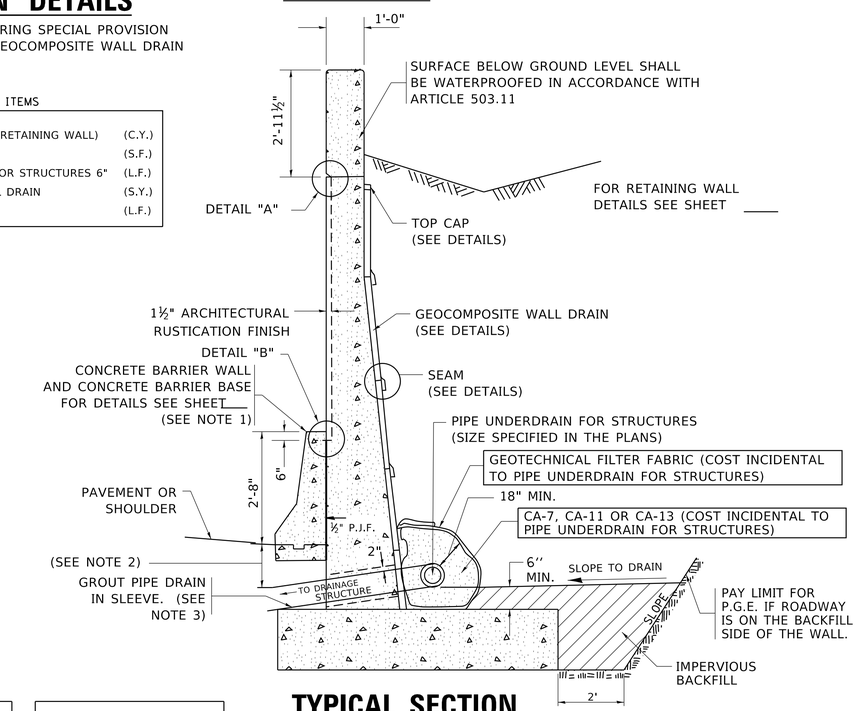

TYPICAL SECTION THRU RETAINING WALL

SLOPE: 1 TO 1 WITHOUT SHEETING
VERTICAL WITH SHEETING

WALL #		WALL #		WALL #		WALL #		WALL #		WALL #		WALL #		WALL #	
STATION	ELEVATION	STATION	ELEVATION	STATION	ELEVATION	STATION	ELEVATION	STATION	ELEVATION	STATION	ELEVATION	STATION	ELEVATION	STATION	ELEVATION

NOTE 1:

CONCRETE BARRIER CONSTRUCTION

WHEN THE CONCRETE BARRIER WALL IS TO BE CONSTRUCTED MONOLITHIC WITH THE RETAINING WALL THE DETAILS SHOWN IN THE RETAINING WALL SECTION SHALL GOVERN.

NOTE 2:

PIPE DRAIN SLOPE

PRIOR TO THE PLACEMENT OF THE PIPE UNDERDRAIN SLEEVE THE ENGINEER SHALL DETERMINE THE SLOPE REQUIRED FOR THE PIPE UNDERDRAIN TO ENTER BELOW THE DRAINAGE STRUCTURE LID AT OR BELOW THE MINIMUM DISTANCE SHOWN ON THE DETAILS FOR THE STRUCTURE.

NOTE 3:

PIPE DRAIN

THE PIPE DRAIN SHALL TERMINATE AT A DRAINAGE STRUCTURE.

THE COST OF THE SLEEVE AND GROUT SHALL BE INCIDENTAL TO PIPE DRAINS.

MODEL: Default
FILE NAME: pw:\\planroom.dot.illinois.gov:PWIDOT\Documents\IDOT Offices\District 1\Projects\District22-34\CADData\CADsheets\bd28.dgn

USER NAME = footemj	DESIGNED - FORD	REVISED - DE YONG 07-11-90	
	DRAWN - CADD	REVISED - DE YONG 08-18-90	
PLOT SCALE = 50.0000 ' / in.	CHECKED -	REVISED - DE YONG 07-09-91	
PLOT DATE = 3/27/2019	DATE - 11-30-88	REVISED - R. WEIDEMAN 02-20-04	

STATE OF ILLINOIS
DEPARTMENT OF TRANSPORTATION

RUSTIFICATION FINISH AND GEOCOMPOSITE DRAIN FOR RETAINING WALLS

SCALE: NONE | SHEET 1 OF 1 SHEETS | STA. TO STA.

F.A. RTE.	SECTION	COUNTY	TOTAL SHEETS	SHEET NO.
344	2020-196-T	DUPAGE	122	104
BD500–02	(BD–28)	CONTRACT NO.		
	ILLINOIS	FED. AID PROJECT		

bd28.dgn 3/27/2019 7:59:21 AM User=footemj