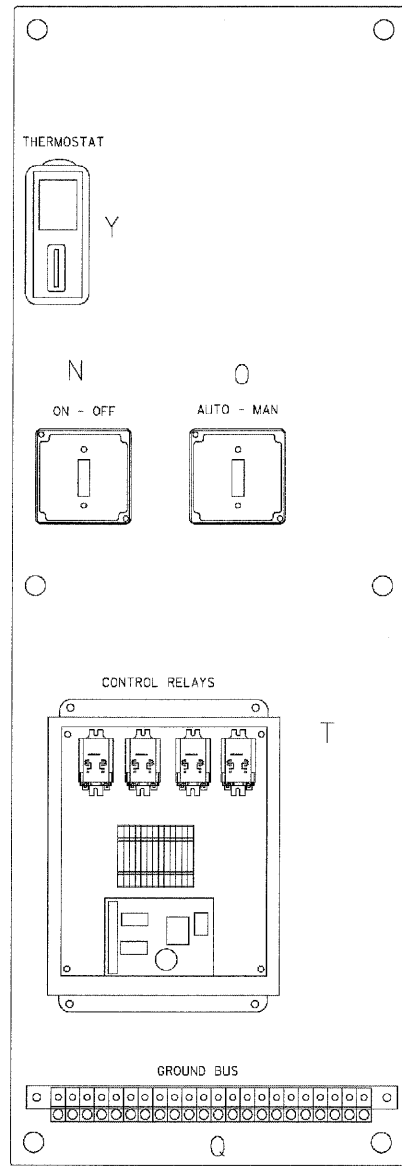
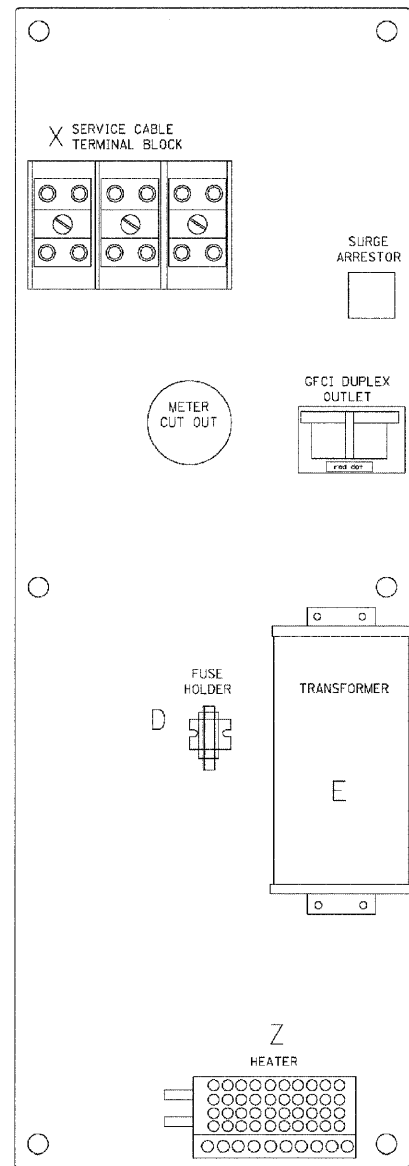
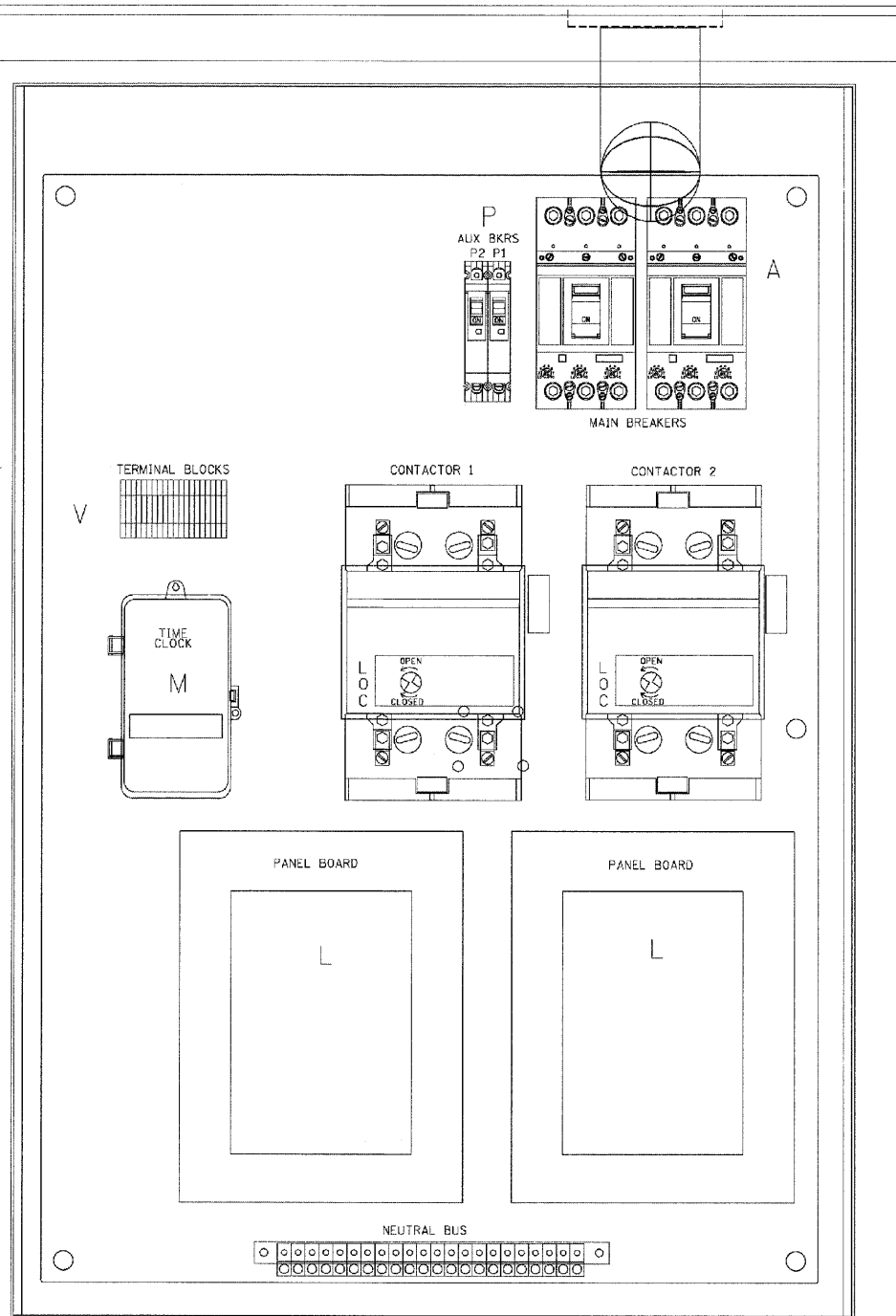


PROFILE REVISED: _____ DATE: _____
 NOTE BOOK: _____
 STRUCTURE NOTATIONS: CHK'D: _____
 CHROPHOT: _____ DATE: _____
 PLAN REVISED: _____ DATE: _____
 NOTE BOOK: _____
 NO. OF MAY CHECKED: _____
 CAD FILE NAME: _____
CHRISTOPHER B. BURKE ENGINEERING LTD.
 9575 West Higgins Road, Suite 600
 Rosemont, Illinois 60018
 (847) 623-0500
 N:\Data\800040\Task EF-HH_IL_19_Safety\ITofra\IT_ded01-bc200a.dgn



LEFT SIDE PANEL



RIGHT SIDE PANEL

BILL OF MATERIALS		
ITEM #	QTY	DESCRIPTION
A	2	FXD62B175 BREAKERS 2 POLE 175 AMP WITH AUX CONTACT
C1,C2	2	MECHANICAL CONTRACTOR 8903PBV10X11V39 2 POLE 200 AMP 240V COIL WITH AUX CONTACTS
D	1	SECTIONAL FUSE HOLDER
E	1	1.5 KVA 277V-240/120 TRASFORMER
G	1	15 AMP GFCI
H	2	DOOR SWITCH
I	1	LIGHT FIXTURE
J	1	METER FITTING 1 PHASE 3 WIRE 200 AMP
K	1	SURGE ARRESTOR
L	2	PANEL BOARD 480/240V 1 PHASE, 250 AMP COPPER BUS
M	1	2 CHANNEL DIGITAL TIME CLOCK
N	1	MOMENTARY SWITCH ON - OF
O	1	DPDT 20 AMP AUTO-MANUAL
P1	1	BREAKER 1P 15A
P2	1	BREAKER 1P 15A
Q	2	COPPER GROUND AND NEUTRAL BUS 1 X 16 X 1/4
T	1	CONTROL RELAY ASSEMBLY 240V COILS WITH DPDT 25 AMP RELAYS (R1,R2,R3,R4). MOMENTARY CONTACT ADAPTER. QTY 12
V	20	TERMINAL BLOCKS
X	1	620 AMP SPLICE BLOCK
Y	1	CHROMALOX WR 80, 40-80 DEG THERMOSTAT
Z	1	HEATREX 276-10 375 WATT HEATER