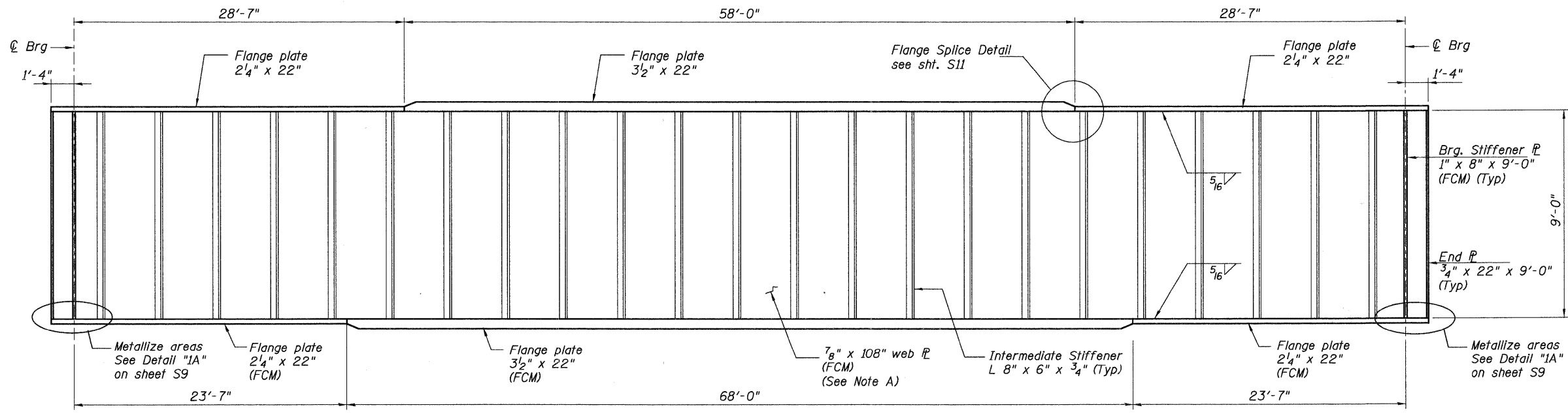
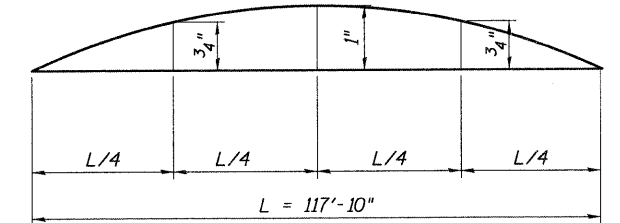
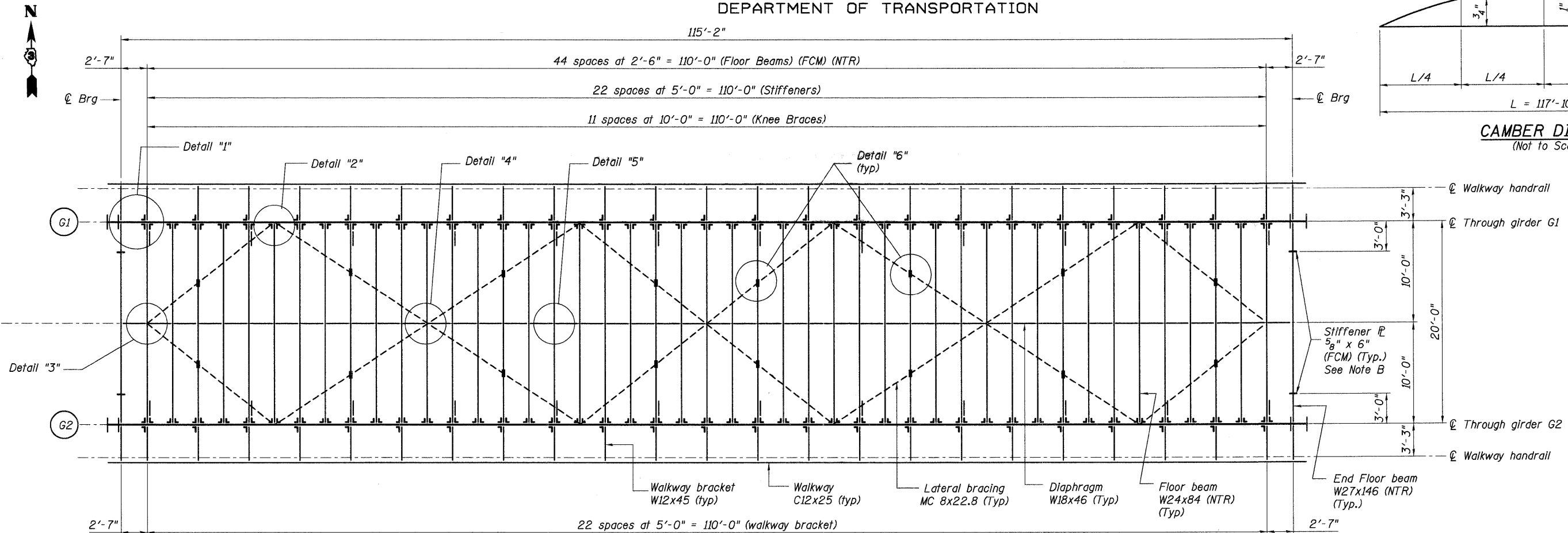


STATE OF ILLINOIS
DEPARTMENT OF TRANSPORTATION

115'-2"



- Notes:**
- Note A:
Provide web shop splices as follows:
1. For G1 40'-6" from each end.
2. For G2 45'-6" from each end.
- Note B:
Stiffeners are located at points where DL reaction may be supported on Jacks.
- For details 1 thru 6 see sheet no. S8.
- For flange to web weld, flange splice & web splice details see sheet S11.

| | | |
|----------|-----|------------------------------------|
| DESIGNED | KJH | 200 |
| CHECKED | MGB | EXAMINED |
| DRAWN | RJ | PASSED |
| CHECKED | BKB | ENGINEER OF BRIDGES AND STRUCTURES |

McDonough Associates Inc.
Engineers / Architects
130 East Randolph Street
Chicago, Illinois 60601
(312) 946-8600

| | | | | | | | | | |
|---|--|---------------------------|--|----------------|--|---------------------|--|------------------|--|
| North America's Railroad FREEPORT SUBDIVISION BRIDGE NO. W40.07 | | SECTION 06-00214-02-BR | | COUNTY KANE | | TOTAL SHEETS 219 | | SHEET NO. 133 | |
| SHEET NO. S6 S21 SHEETS | | RTE. 361 | | SN 045-3163 | | CONTRACT NO. 63073 | | | |
| FED. ROAD DIST. NO. 1 ILLINOIS FED. AID PROJECT | | | | | | | | | |

FRAMING PLAN
STRUCTURE NO. 045-3163