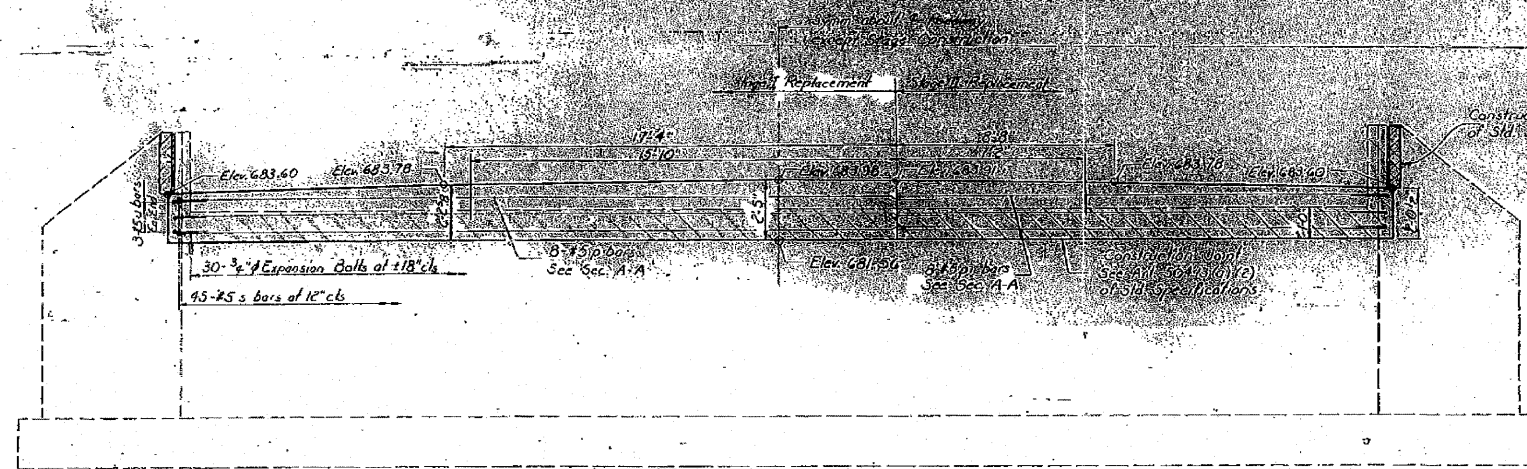
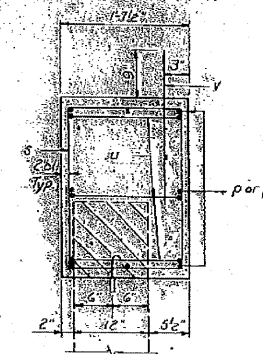


STATE OF ILLINOIS
DEPARTMENT OF TRANSPORTATION

PROJECT NO.	64428	SECTION	136BR-1	SHEET NO.	4 OF 5
DATE	12/19/08	DESIGNED BY	JMS	CHECKED BY	ELH
DRAWN BY	SP	APPROVED BY	HARRY R. HENLEY	DATE	12/19/08

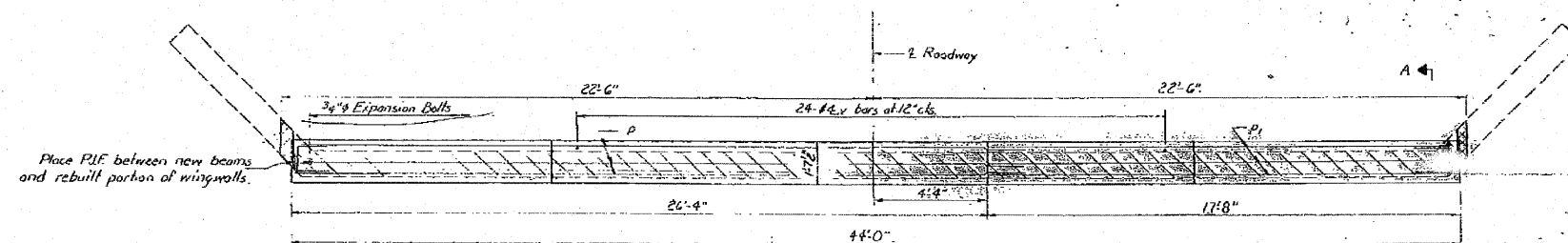


ELEVATION



SECTION A-A

Note:
Cross hatched area shall be poured after beams are in place.
Hatched area indicates Concrete Removal.
Reinforcement extending into removed area shall be cleared & incorporated into new construction.
All edges shall have standard chamfers except as noted.
Expansion bolts shall be anchored in sound concrete.



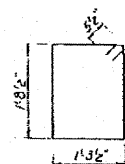
PLAN

BILL OF MATERIAL


Bar	No.	Size	Length	Shape
P	8	#5	27'-6"	
PI	8	#5	17'-8"	
S	45	#5	6'-0"	Ø
U	6	#5	3'-2"	U
V	4	#4	2'-3"	
Class II Concrete		40.0 yds	40.0	
Reinforcement Bars		170.0 lbs	170	
Concrete Removal		10.0 yds	2	
Expansion Bolts 4" x 9"		Each	30	

DESIGNED	SP
CHECKED	SP
DRAWN	SP
CHECKED	SP

EXAMINED	March 26 10 4
DESIGNED	JMS
DRAWN	HAS
CHECKED	ELH
APPROVED	HARRY R. HENLEY



BAR S



BAR U

SOUTH ABUTMENT
COURT RD. SEC. 34 BR
HENRY COUNTY
STATE ILLINOIS