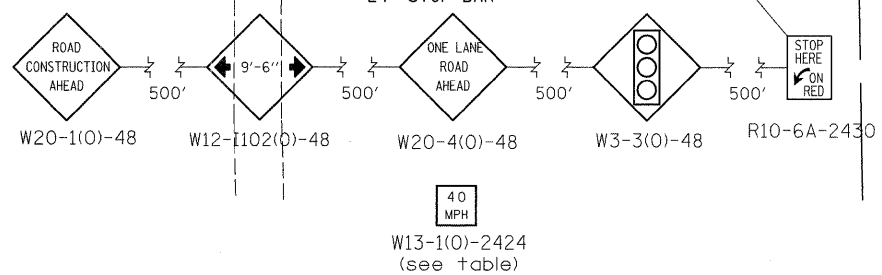
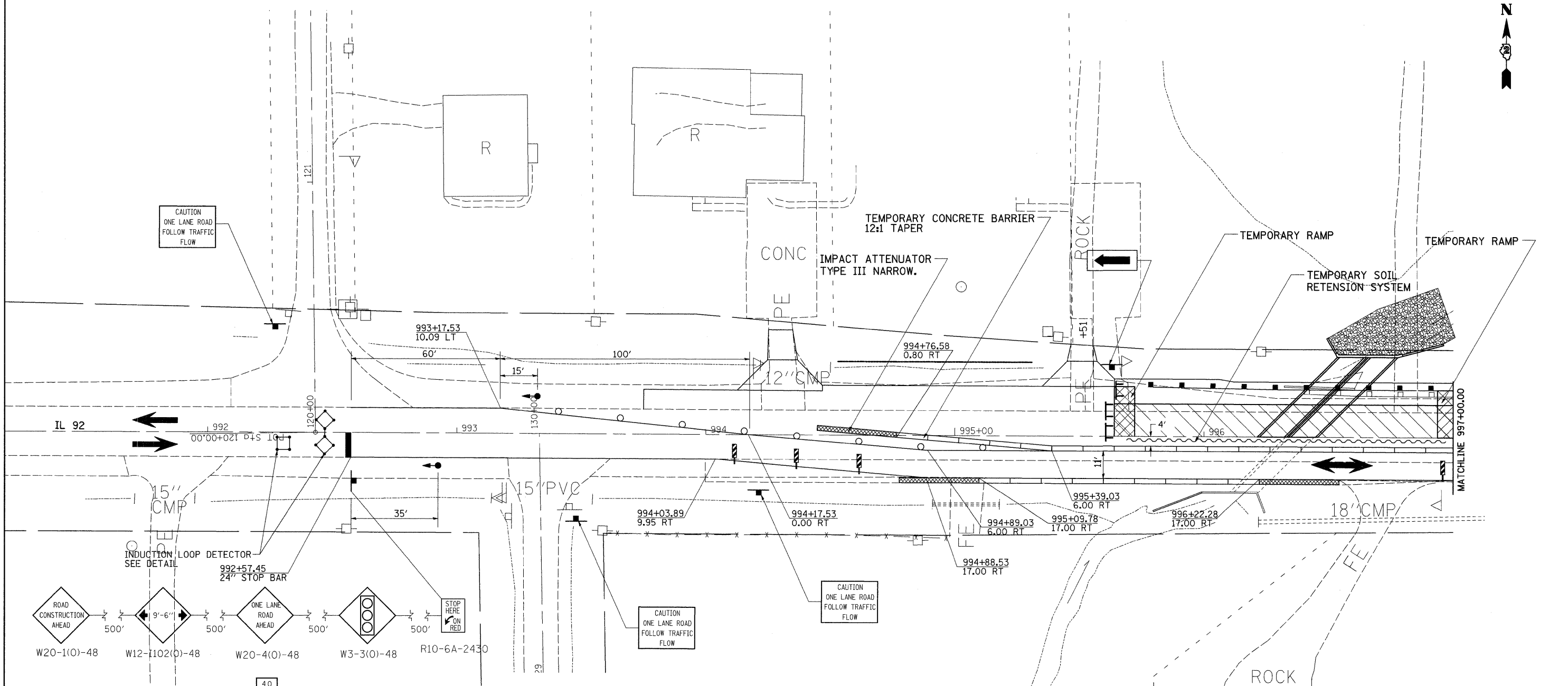
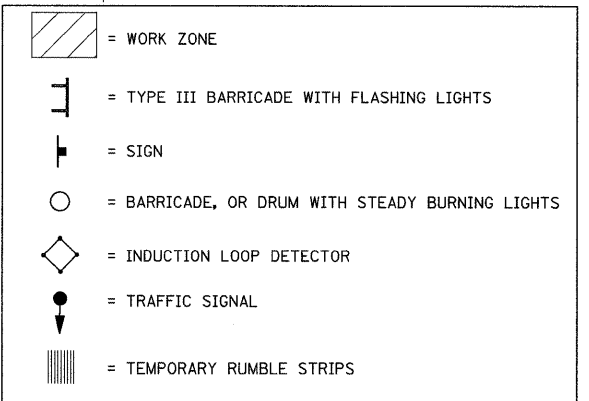


STAGE 2



STAGE 2 NOTES

1. USE STANDARD 701321 FOR CULVERT WORK.
2. CONSTRUCT CULVERT LT TO STAGE CONSTRUCTION LINE.
3. PLACE PROPOSED SHOULDERS LT FROM STA 993+75 TO STA 999+20.
4. PLACE PROPOSED GUARDRAIL LT.
5. GRADE AND SHAPE SLOPES.



FILE NAME =	USER NAME = hensonke	DESIGNED -	REVISED -	STATE OF ILLINOIS DEPARTMENT OF TRANSPORTATION	STAGING DETAIL SHEET				F.A.P. RTE.	SECTION	COUNTY	TOTAL SHEETS	SHEET NO.
ca\pw_work\pw\dot\hensonke\dms34329\dl0801stg.dgn		DRAWN -	REVISED -		599	103MFT-T	ROCK ISLAND	55	20				
PLOT SCALE = 20.0000 ft / IN.		CHECKED -	REVISED -		CONTRACT NO. 64737								
PLOT DATE = Thu Dec 04 13:36:15 2008		DATE -	REVISED -		SCALE:	SHEET NO.	OF SHEETS	STA.	TO STA.	FED. ROAD DIST. NO.	ILLINOIS FED. AID PROJECT		