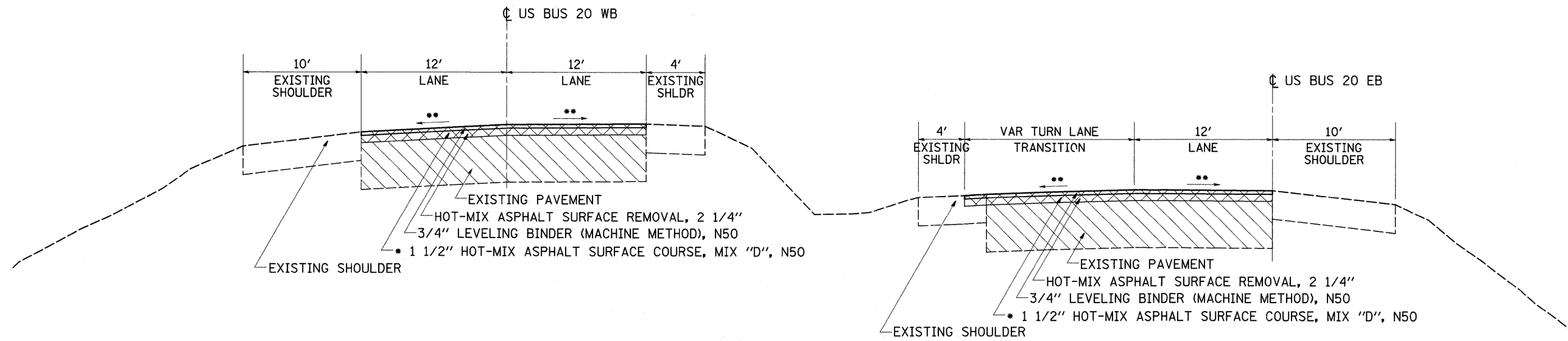
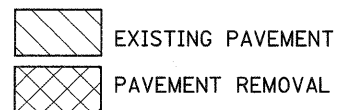
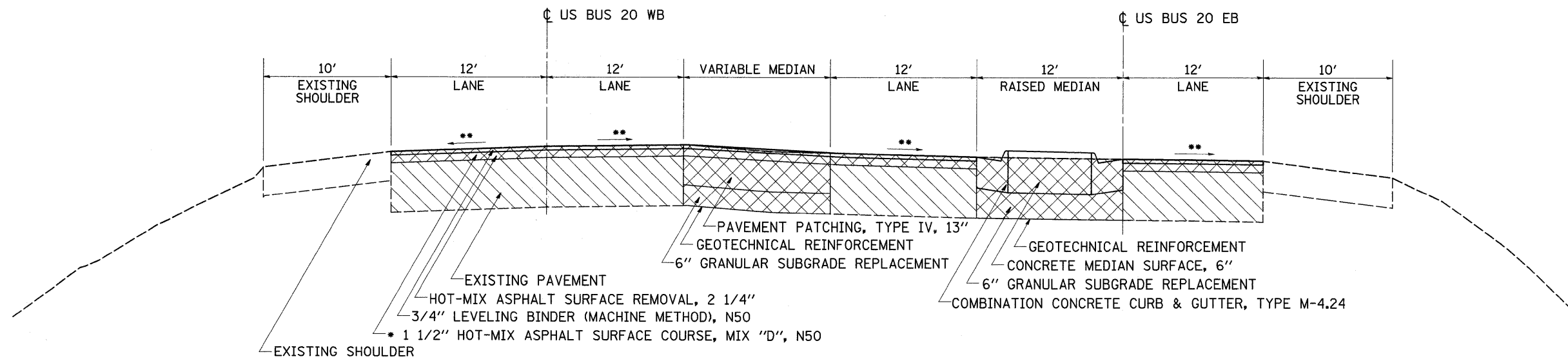


TYPICAL SECTIONS

STA 34+50.00 TO STA 35+94.40



STA 35+94.40 TO STA 37+33.76



* 112 LB/SQ YD/IN

** MAINTAIN EXISTING CROSS SLOPE (MIN 1/2"/ft)

FILE NAME =	USER NAME = dosedd	DESIGNED -	REVISED -	STATE OF ILLINOIS DEPARTMENT OF TRANSPORTATION	US BUS 20 TYPICAL SECTIONS			F.A.P. RTE. 303	SECTION (1-1)CH	COUNTY WINNEBAGO	TOTAL SHEETS 58	SHEET NO. 7
c:\pw_work\PW1DOT\DOSSDD\d0125645\0204409-shl-typ10e1.dgn	PLOT SCALE = 50.0000' / IN.	DRAWN -	REVISED -		SCALE:	SHEET NO. OF SHEETS	STA. TO STA.	CONTRACT NO. 64E90				
	PLOT DATE = Tue Mar 10 11:32:48 2009	CHECKED -	REVISED -		ILLINOIS FED. AID PROJECT							
		DATE -	REVISED -									