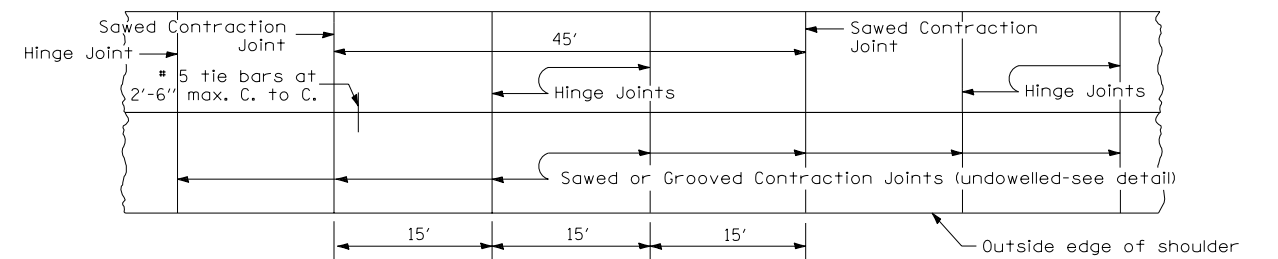
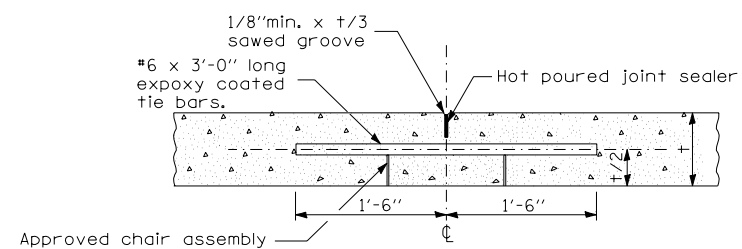


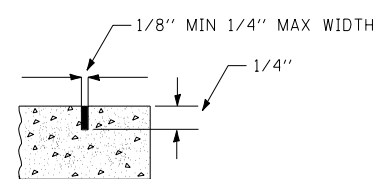
PLAN
EXISTING JOINTED PORTLAND CEMENT CONCRETE PAVEMENT



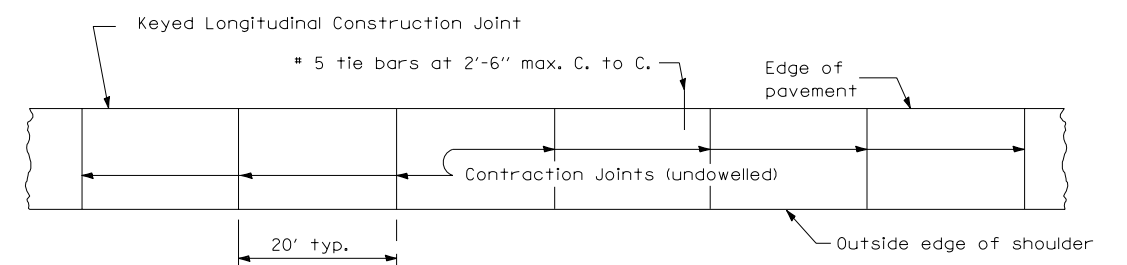
PLAN
TYPICAL P.C.C. PAVED SHOULDER ADJACENT TO JOINTED PAVEMENT



DETAIL OF HINGE JOINT



DETAIL OF
Sawed or Grooved
Contraction Joint
For
TYPICAL P.C.C. PAVED SHOULDER



PLAN
TYPICAL P.C.C. PAVED SHOULDER ADJACENT TO CONTINUOUSLY REINFORCED PAVEMENT

GENERAL NOTE

#4 tie bars may be used when the pavement is less than 9" thick.

FILE NAME =	USER NAME = bucklesjj	DESIGNED -	REVISED -
ct:\pwork\pwork\PWIDOT\BUCKLESJJ\d0128799\0870797-SHT-DETAILS.dgn		DRAWN -	REVISED -
	PLOT SCALE = 40.0000' / IN.	CHECKED -	REVISED -
	PLOT DATE = 3/27/2009	DATE -	REVISED -

STATE OF ILLINOIS
DEPARTMENT OF TRANSPORTATION

DETAILS OF EXISTING JOINTED P.C.C. PAVEMENT(HINGE-JOINT)
AND ADJACENT P.C.C. SHOULDER

SCALE: SHEET NO. OF SHEETS STA. TO STA.

F.A.I. RTE.	SECTION	COUNTY	TOTAL SHEETS	SHEET NO.
39	57-21	MCLEAN	18	18
CONTRACT NO. 70797				
FED. ROAD DIST. NO. ILLINOIS FED. AID PROJECT				