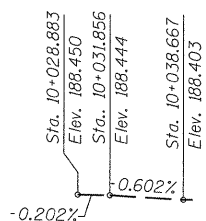


5/7/2009 10:49:10 AM

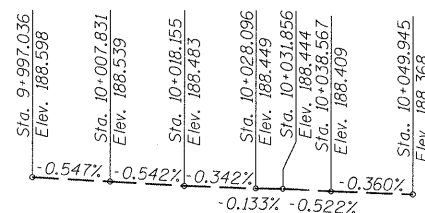
F:\00Files\000024\Railroad-Bridge\SN060-0311\Plans\060-0311b1&2.dgn

ROUTE NO.	SECTION	COUNTY	TOTAL SHEETS	SHEET NO.	SHEET NO.
S. B. I. F. A. R. 310	*	MADISON	149	70	45 SHEETS
FED. ROAD DIST. NO. 7		ILLINOIS	FED. AID PROJECT		
Contract #76634					
* 60-15VB-1 & 2					

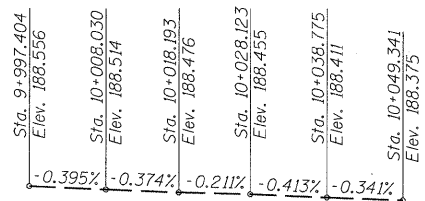


R.R. TRACK #4
TOP OF RAIL ELEVATIONS

(Union Pacific Railroad)




KANSAS CITY SOUTHERN RAILWAY
TOP OF RAIL ELEVATIONS



R.R. TRACK #2
TOP OF RAIL ELEVATIONS

(Union Pacific Railroad)



R.R. TRACK #1
TOP OF RAIL ELEVATIONS

(Union Pacific Railroad)

RAILROAD GENERAL NOTES

The proposed bridge shall not increase the quantity and/or characteristics of the flow in the Railroad's ditches and/or drainage structures.

The elevation of the existing top-of-rail profile shall be verified before beginning construction. All discrepancies shall be brought to the attention of the Engineer and the Railroad prior to construction.

The Contractor shall submit a proposed method of erosion and sediment control and have the method approved by the Engineer and Railroad.

All shoring systems that impact the Railroad's operations and/or supports the Railroad's embankment shall be designed and constructed per current Railroad Guidelines for Temporary Shoring. Railroad approval is required before construction.

All demolitions within the Railroad's right-of-way and/or demolition that may impact the Railroad's tracks or operations shall be in compliance with the Railroad's Demolition Guidelines.

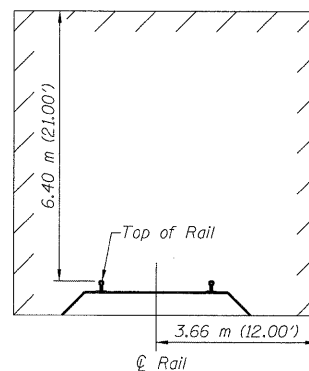
Erection over the Railroad's right-of-way shall not interrupt the Railroad's operation, enabling the tracks to remain open to traffic per the Railroad's requirements.

Railroad requirements do not allow work within 50 feet of track centerline when a train passes the work site and all personnel must clear the area within 25 feet of the track centerline and secure all equipment.

Falsework clearances shall comply with minimum construction clearances.

All permanent clearances shall be verified before project closing.

For Railroad coordination refer to the Railroad Minimum Requirements in the Special Provisions.



MINIMUM CONSTRUCTION CLEARANCE

(Perpendicular to Railroad)

Note:

No construction activities or other obstructions may be placed within these limits during construction.

DESIGNED	ADL
CHECKED	WLW
DRAWN	RJP
CHECKED	WLW

RAILROAD GENERAL NOTES AND DETAILS
FAP RTE 310 (IL RTE 255) SB & RAMP D OVER
UNION PACIFIC & KANSAS CITY SOUTHERN R.R.
SECTION 60-15VB-1 & 2
MADISON COUNTY
STATION 39+160.297
STRUCTURE NUMBER 060-0311