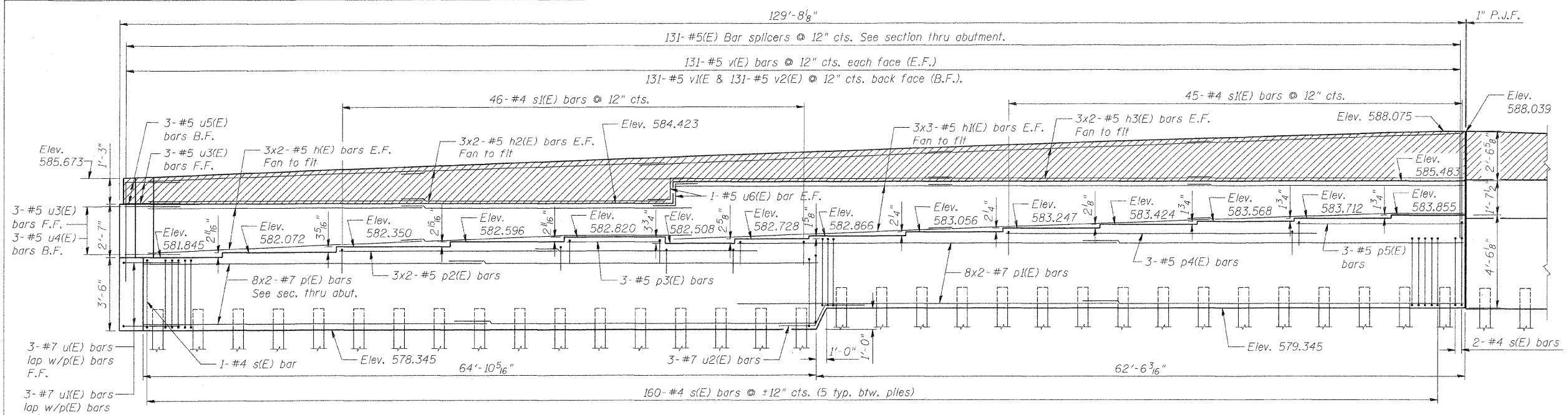


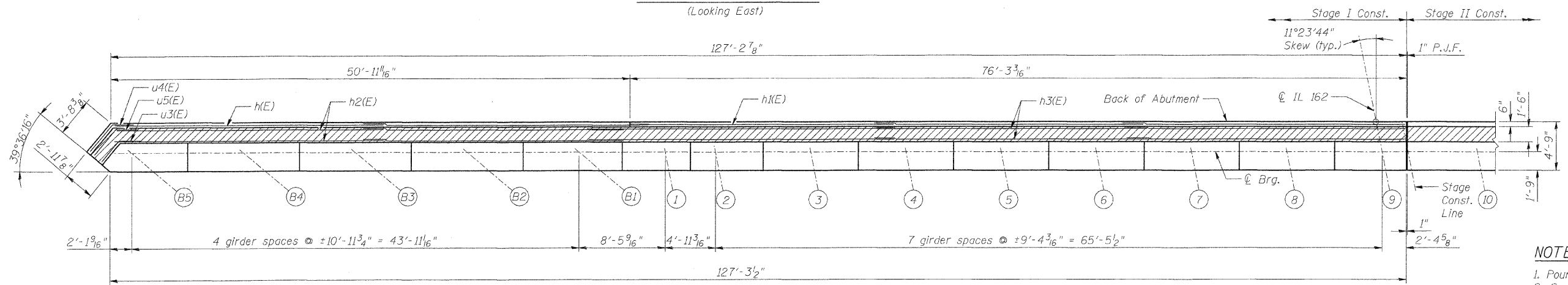
F.A.I. RTE.	SECTION	COUNTY	TOTAL SHEETS	SHEET NO.
TO 60-10K-1, 60-10HB	MADISON	420	271	
STA.	TO STA.			
FED. ROAD DIST. NO.	ILLINOIS	FED. AID PROJECT		
CONTRACT NO. 76709				



ELEVATION - STAGE I
(Looking East)

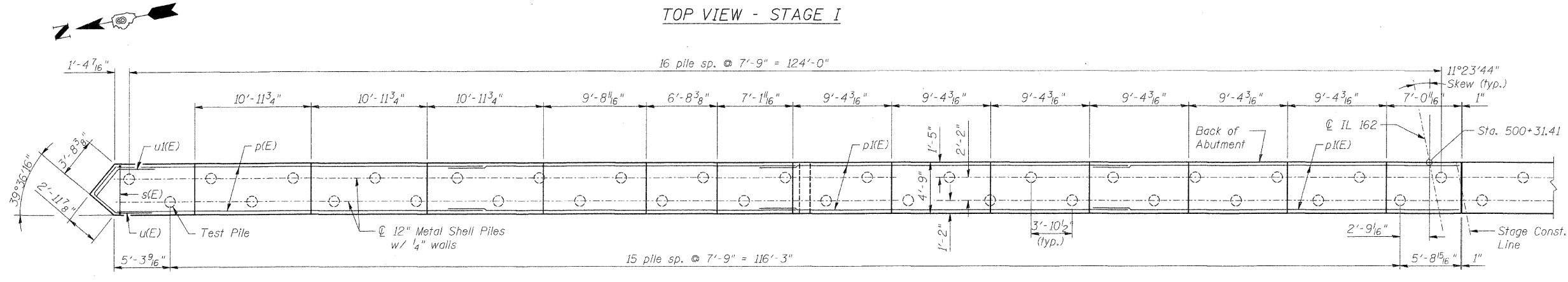
PILE DATA
 Type: 12" ϕ Metal Shell, w/ 1/4" wall
 Nominal Required Bearing: 355 kips
 Allowable Resistance Available: 80 kips
 Est. Length: 86 ft
 No. Required: 32 plus 1 Test Pile

 The metal Shell piles shall be according to ASTM A252 Grade 3.



TOP VIEW - STAGE I

- NOTES:**
1. Pour steps monolithically with abutment.
 2. Space reinforcement in cap to miss anchor bolts.
 3. Bars designated (E) shall be epoxy coated.
 4. F.F. indicates Front Face
E.F. indicates Each Face
B.F. indicates Back Face
 5. For Bill of Material, sections and details, see Sht. S-55.



PILE CAP PLAN - STAGE I

Min. Lap
 #5 bars = 2'-2"
 #7 bars = 3'-5"

SHT. S-53 OF S-68

STV Incorporated
 Engineers/Architects/Planners/Construction Managers
 200 W. Monroe Street, Suite 1650
 Chicago, IL 60606-5015
 312/553-0655, FAX 312/553-0661

REVISIONS	
NAME	DATE

ILLINOIS DEPARTMENT OF TRANSPORTATION
 IL ROUTE 162 OVER I-55/70 IN TROY
 F.A.I. ROUTE 70 SECTION 60-10K-1, 60-10HB
 MADISON COUNTY STATION 499+48.35
 STRUCTURE NO. 060-0338

EAST ABUTMENT PLAN & ELEVATION - STAGE I

 DESIGNED: BTO DRAWN: BTO
 CHECKED: JAN CHECKED: JAW
 DATE: 03/06