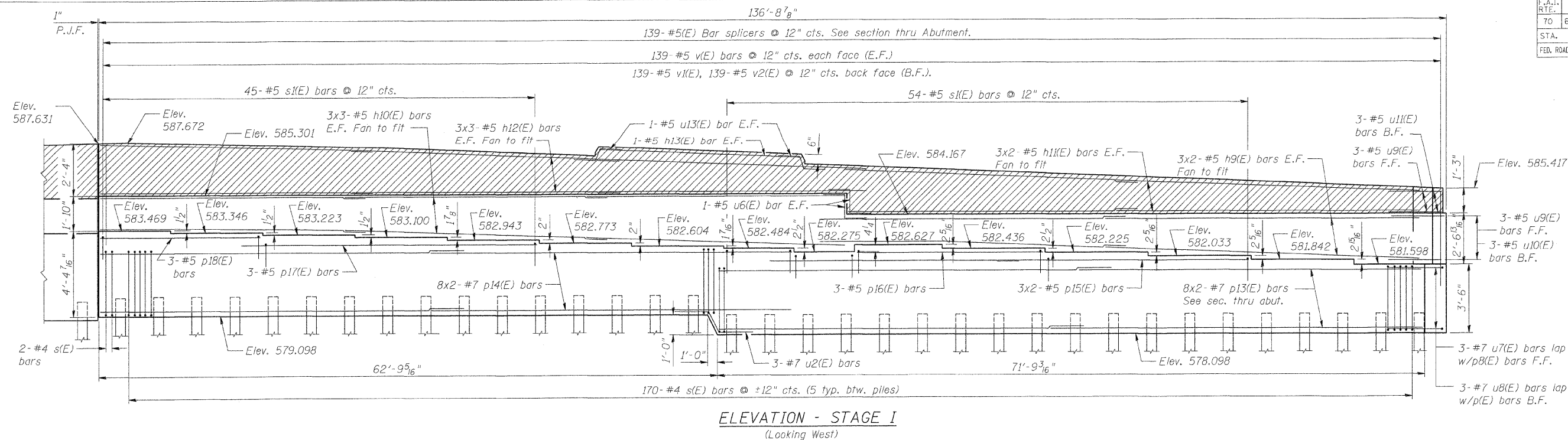
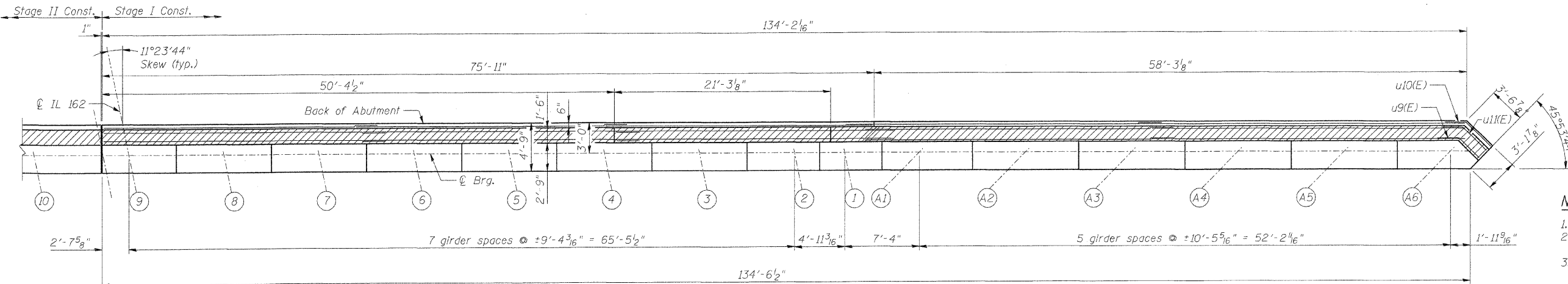


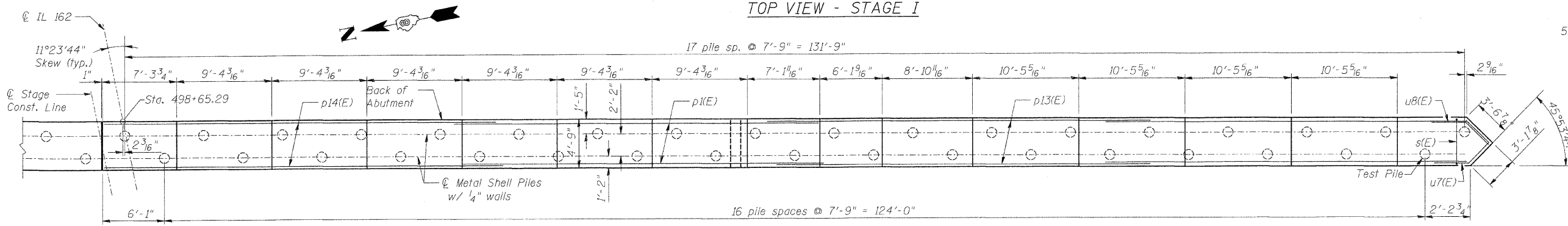
F.A.I. RTE.	SECTION	COUNTY	TOTAL SHEETS	SHEET NO.
TO 60-10K-1,60-10HB	MADISON	420	274	
STA.	TO STA.			
FED. ROAD DIST. NO.	ILLINOIS FED. AID PROJECT			
CONTRACT NO. 76709				



**ELEVATION - STAGE I**  
(Looking West)



**TOP VIEW - STAGE I**



**PILE CAP PLAN - STAGE I**

**PILE DATA**  
Type: 12"  $\phi$  Metal Shell, w/ 1/4" wall  
Nominal Required Bearing: 355 kips  
Allowable Required Available: 80 kips  
Est. Length: 86 ft  
No. Required: 34 plus 1 Test Pile

The Metal Shell piles shall be according to ASTM A252 Grade 3.

- NOTES:**
1. Pour steps monolithically with abutment.
  2. Space reinforcement in cap to miss anchor bolts.
  3. Bars designated (E) shall be epoxy coated.
  4. F.F. indicates Front Face  
E.F. indicates Each Face  
B.F. indicates Back Face
  5. For Bill of Material, sections and details, see Sht. S-58.

Min. Lap  
#5 bars = 2'-2"  
#7 bars = 3'-5"

REVISIONS	
NAME	DATE

SHT. S-56 OF S-68

**STV Incorporated**  
Engineers/Architects/Planners/Construction Managers  
200 W. Monroe Street, Suite 1650  
Chicago, IL 60606-2015  
312.553.0655, FAX 312.553.0661

ILLINOIS DEPARTMENT OF TRANSPORTATION  
IL ROUTE 162 OVER I-55/70 IN TROY  
F.A.I ROUTE 70 SECTION 60-10K-1, 60-10HB  
MADISON COUNTY STATION 499+48.35  
STRUCTURE NO. 060-0338

**WEST ABUTMENT PLAN & ELEVATION - STAGE I**

DESIGNED: JAW      DRAWN: BTO  
CHECKED: BTO      CHECKED: JAW  
DATE: 03/06