

F.A.I. RTE.	SECTION	COUNTY	TOTAL SHEETS	SHEET NO.
70	60-10K-1,60-10HB	MADISON	420	277
STA.	TO STA.			
FED. ROAD DIST. NO.	ILLINOIS FED. AID PROJECT			
CONTRACT NO. 76709				

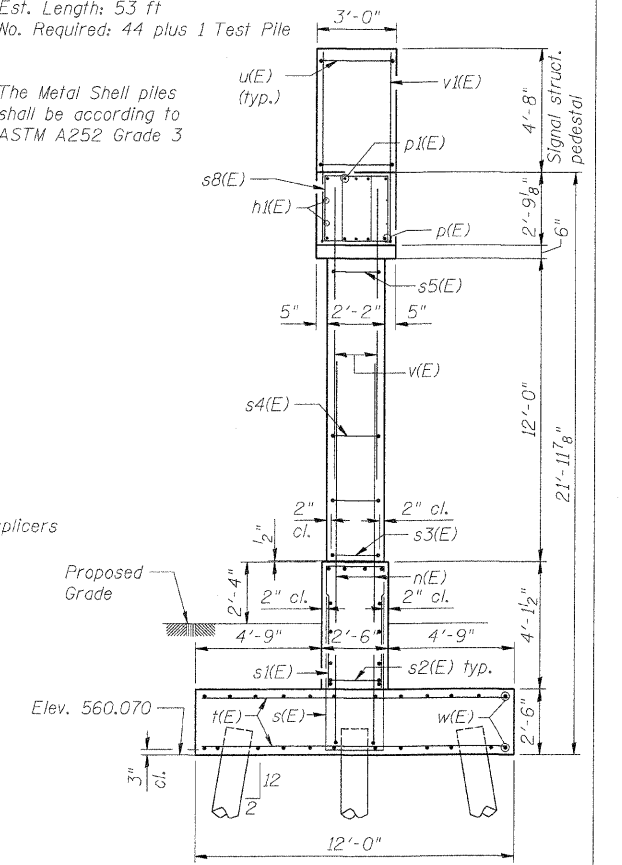
Size	Lap
#5	3'-0"
#6	3'-7"
#7	3'-5"
#8	4'-6"
#9	5'-9"

MIN. BAR LAP
Unless noted otherwise

PILE DATA

Type: 12" ϕ Metal Shell w/ $\frac{1}{4}$ " wall
Nominal Required Bearing: 355 kips
Allowable Resistance Available: 80 kips
Est. Length: 53 ft
No. Required: 44 plus 1 Test Pile

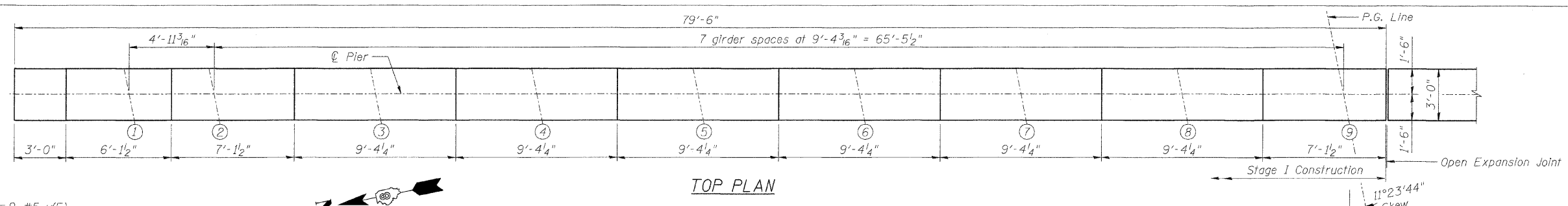
The Metal Shell piles shall be according to ASTM A252 Grade 3



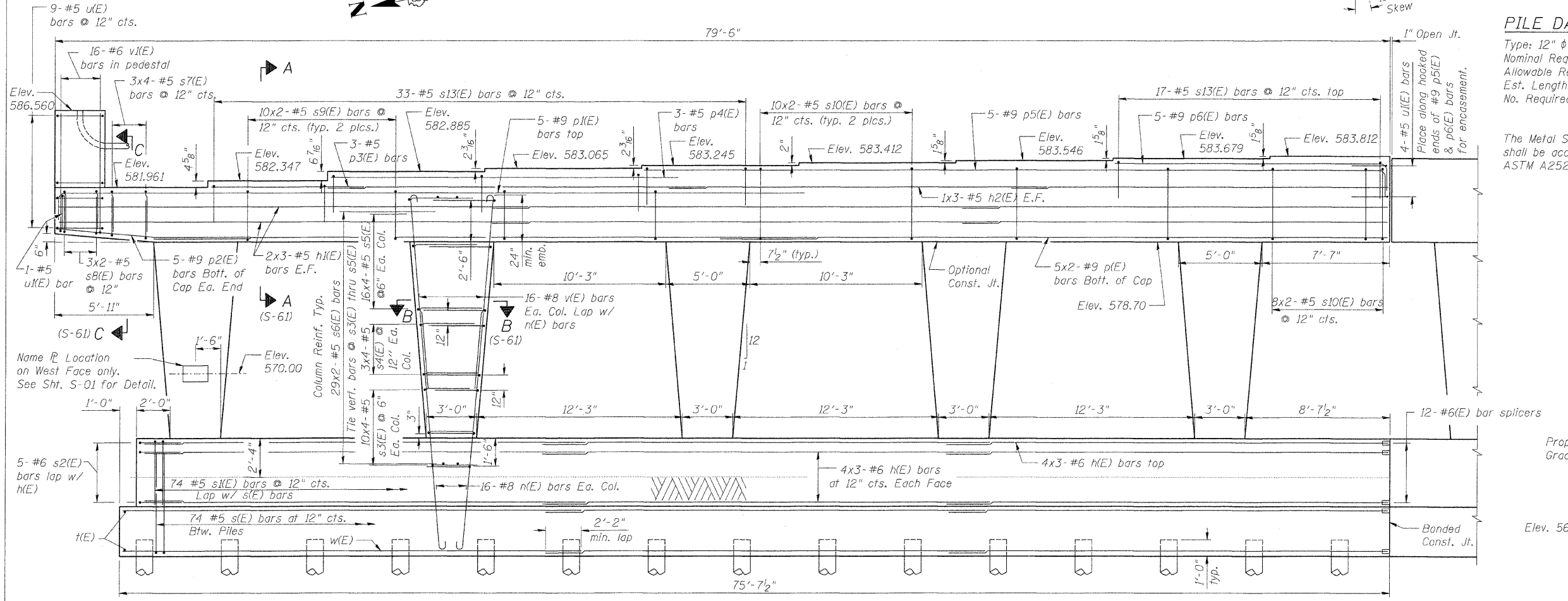
NOTES:

1. Space reinforcement in cap to miss anchor bolts.
2. Pour steps monolithically with cap.
3. Work this sht. with Sht. S-60 thru S-62.
4. All edges shall have standard $\frac{3}{4}$ " chamfer except as noted.
5. Cut existing timber piles below proposed bottom of footing.

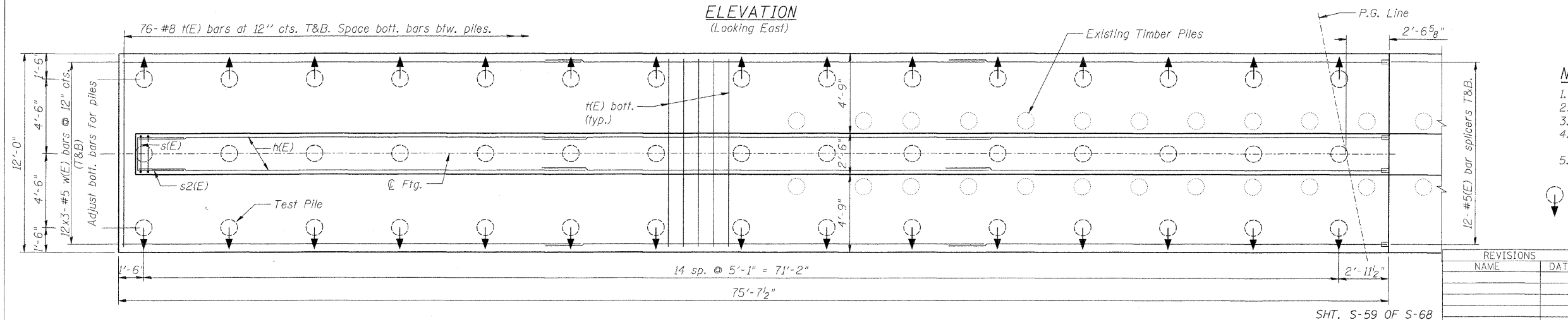
\odot Denotes Battered Pile (2:12)



TOP PLAN



ELEVATION
(Looking East)



FOOTING PLAN

REVISIONS	
NAME	DATE

ILLINOIS DEPARTMENT OF TRANSPORTATION
IL ROUTE 162 OVER I-55/70 IN TROY
F.A.I. ROUTE 70 SECTION 60-10K-1, 60-10HB
MADISON COUNTY STATION 499+48.35
STRUCTURE NO. 060-0338
PIER PLAN & ELEVATION - STAGE I
DESIGNED: BTO DRAWN: BTO
DATE: 03/06 CHECKED: AWH CHECKED: AWH



SHT. S-59 OF S-68