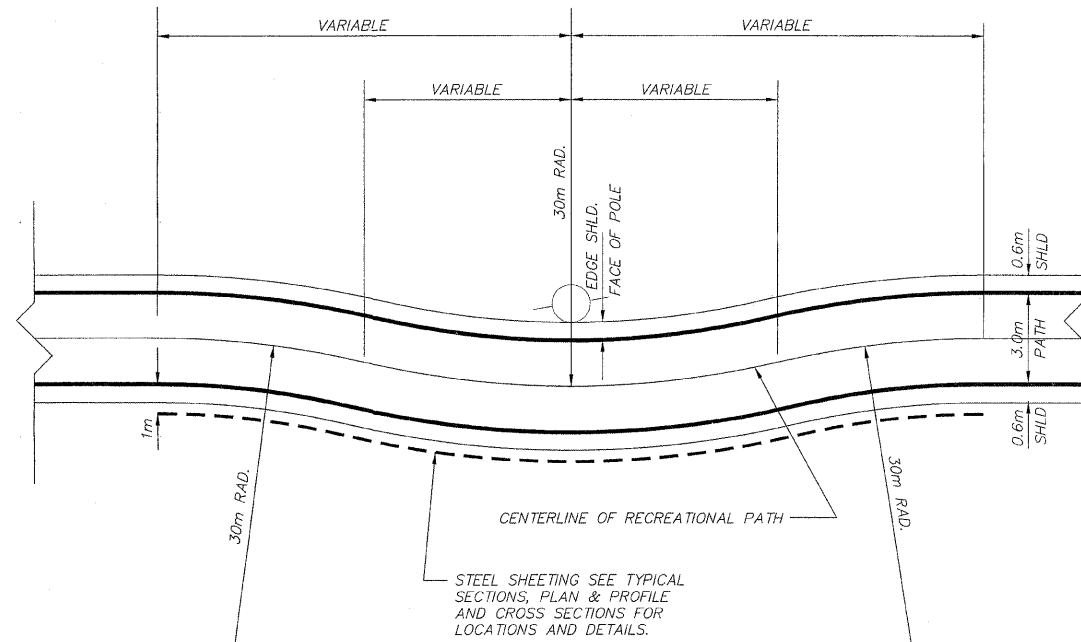


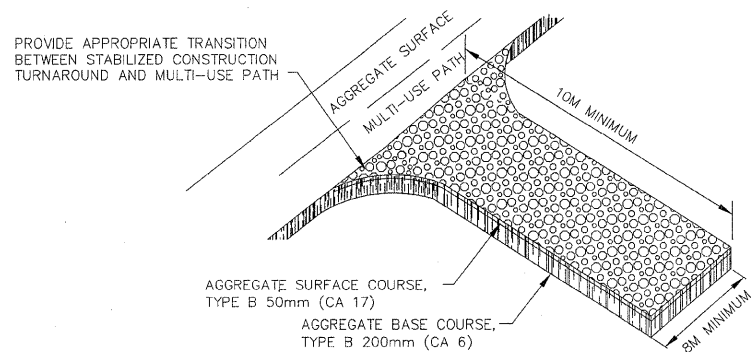
SECTION A-A NOT TO SCALE

WOOD RAILING (PATH Side View) NOT TO SCALE
(See PLAN & PROFILE SHEETS for Additional Details and Dimensions)

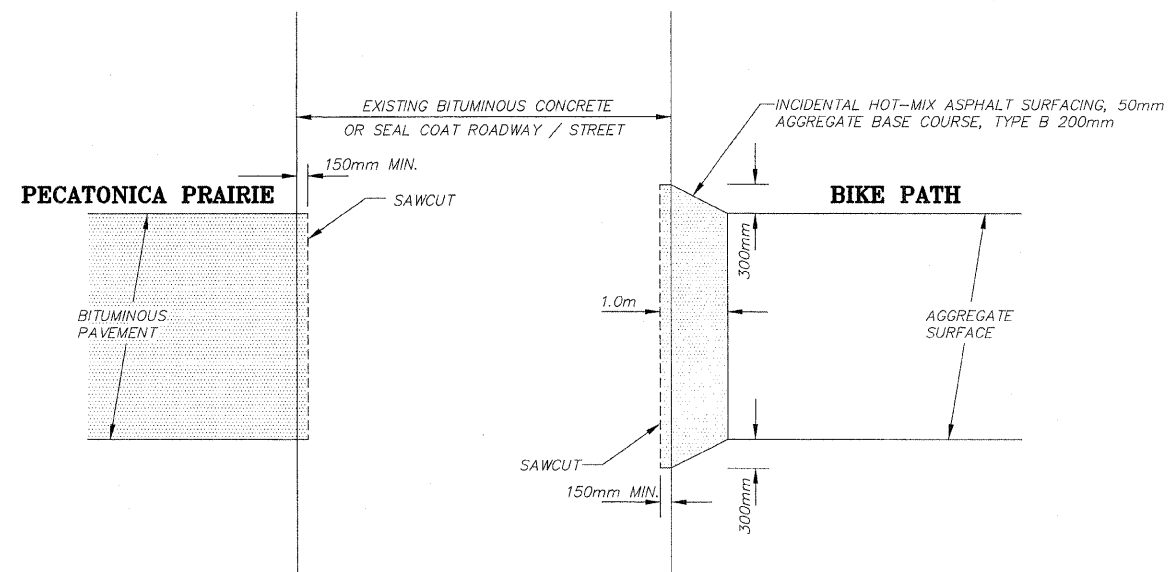
N. I. C.



PATH TRANSITION AROUND POLE NOT TO SCALE



CONSTRUCTION TURNAROUND NOT TO SCALE
(See PLAN & PROFILE SHEETS for LOCATIONS)



BITUMINOUS EDGE TREATMENT NOT TO SCALE

REVISIONS		
NO.	ITEM	DATE

PLOTTING SCALE: 1 : 1
 DRAWN BY: REK/CDS
 CHECKED BY:
 DATE: DECEMBER, 2008

McClure
 Engineering Associates, Inc.
 7282 Argus Drive Rockford, Illinois 61107-5837
 (815) 398-2332 (815) 398-2496
 Design Firm License: Illinois 184-000816
 Copyright 2008 By McClure Engineering Associates, Inc.

MISCELLANEOUS DETAILS
PECATONICA PRAIRIE PATH Contract 85443
 WINNEBAGO COUNTY HIGHWAY DEPARTMENT SECTION 94-00287-00-BT
 FILE NAME: G:\surveys\PEC\PATH\1ST RELEASE\98-037 Details.dwg JOB NUMBER: 04-28-98-037

SHEET NO.
97
OF
98