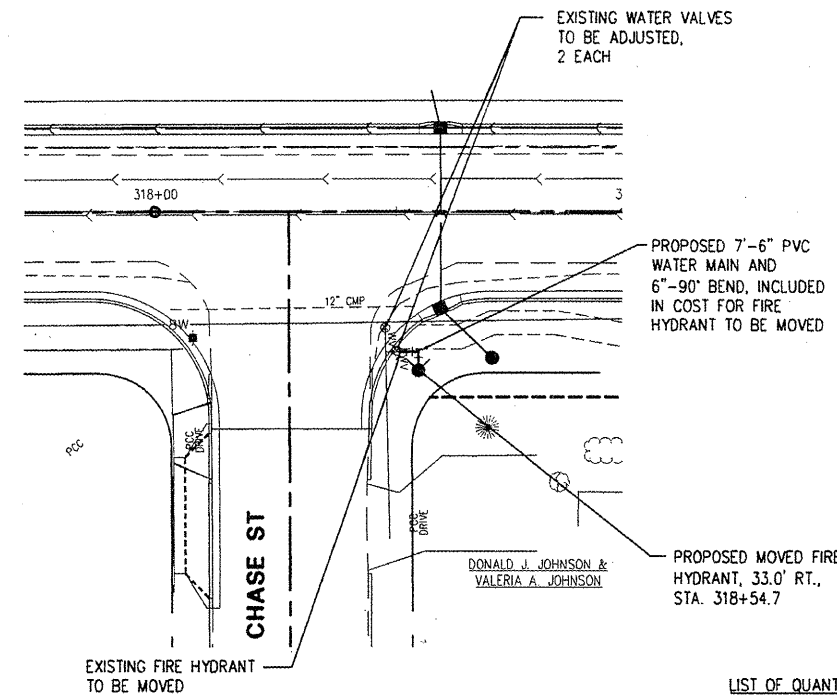
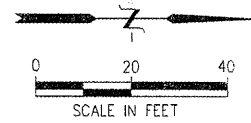


McClure
 Engineering Associates, Inc.
 114 East Jackson Street
 Macomb, Illinois 61455
 (815) 483-4524 FAX (815) 483-2009
 Design Firm License #184-000816 Copyright 2008 by McClure Engineering Associates, Inc.

PLOTTING SCALE: 1" = 20'
 DRAWN BY: JAR
 CHECKED BY: JAR
 DATE: OCTOBER 2009

NO.	REVISIONS	DATE

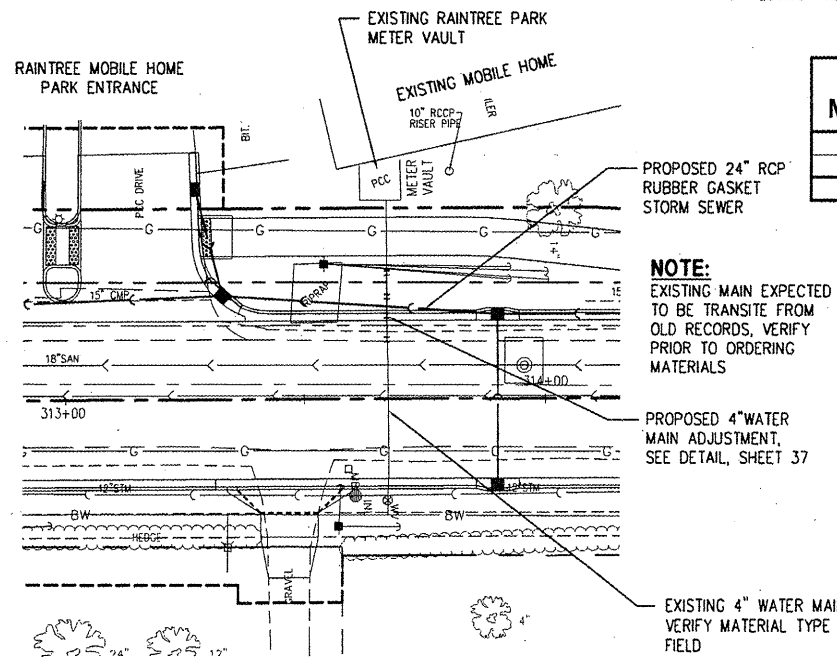
WARD STREET IMPROVEMENTS
WATER MAIN ADJUSTMENT PLAN, MATERIALS AND NOTES
 CITY OF MACOMB
 SOUTH WARD ST.
 FILE NAME: W:\DRAWINGS\MACOMB\WARD-ST-2007 FIELD BOOK No. 2257 JOB NUMBER: 03-29-09099



EXISTING FIRE HYDRANT TO BE MOVED

LIST OF QUANTITIES INCLUDED IN CONTRACT PRICE FOR "FIRE HYDRANT TO BE MOVED" NE COR. CHASE ST.

1. NON-PRESSURE CONNECTION TO EXISTING WATER VALVE
2. 6"-90" BEND
3. 7'-6" PVC, SDR-21 WATER MAIN
4. FIRE HYDRANT REMOVAL AND REINSTALLATION
5. TESTING AND DISINFECTION



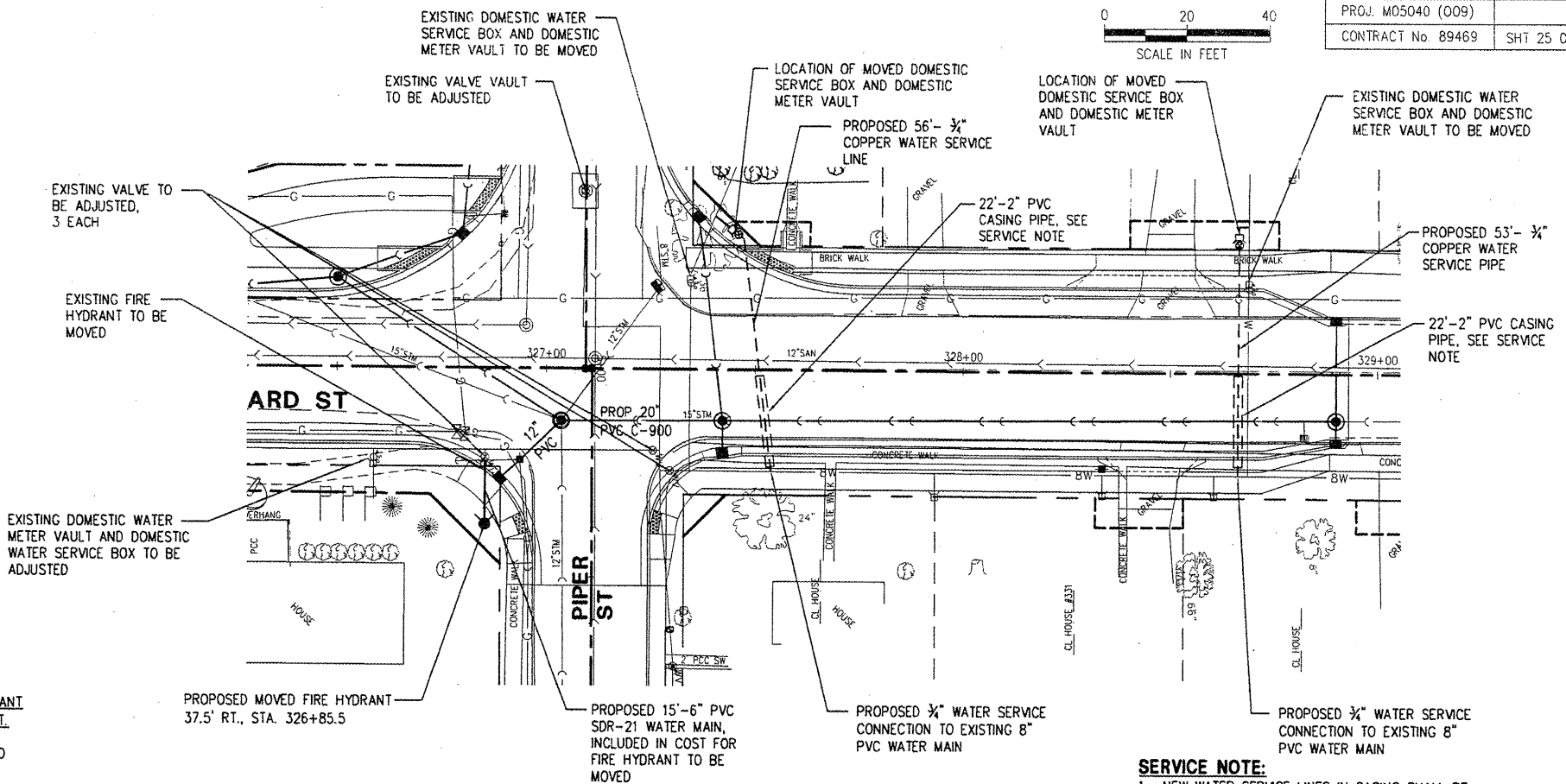
EXISTING WATER MAIN TO BE ADJUSTED

NOTE:
 EXISTING MAIN EXPECTED TO BE TRANSIT FROM OLD RECORDS, VERIFY PRIOR TO ORDERING MATERIALS

LIST OF QUANTITIES INCLUDED IN CONTRACT PRICE FOR "WATER MAIN TO BE ADJUSTED" RAIN TREE MOBILE HOME PARK SERVICE

1. 2 EACH - NON-PRESSURE CONNECTION TO EXISTING 4" TRANSITE WATER MAIN
2. 4 EACH - 4"-45" BENDS
3. 18'-4" PVC, SDR-21, CL 200 WATER MAIN
4. 2 EACH - BELL CLAMPS
5. ROD MATERIAL, LENGTH AS REQUIRED
6. 5± CU. YDS. - TRENCH BACKFILL (MAY VARY BASED ON BELL LOCATIONS)
6. TESTING AND DISINFECTION

ADJUST EXISTING WATER MAIN UNDER STORM SEWER	
LOCATION	EACH
LT. STA. 313+67	1
TOTAL	1



EXISTING FIRE HYDRANT TO BE MOVED AND SERVICE RELOCATION PLAN

LIST OF QUANTITIES INCLUDED IN CONTRACT PRICE FOR "FIRE HYDRANT TO BE MOVED" SE COR. PIPER ST

1. NON-PRESSURE CONNECTION TO EXISTING WATER VALVE
2. 15'-6" PVC, SDR-21 WATER MAIN
3. FIRE HYDRANT REMOVAL AND REINSTALLATION
4. 4 CU. YDS. TRENCH BACKFILL
5. TESTING AND DISINFECTION

SERVICE RELOCATION QUANTITIES

DOMESTIC METER VAULTS TO BE MOVED		
EXISTING	PROPOSED	EACH
22' LT STA 327+34.5 TO	34' LT STA 327+44.3	1
21.6' LT STA 328+68.7 TO	33' LT STA 328+66.3	1
TOTAL		2

DOMESTIC WATER SERVICE BOXES TO BE MOVED		
EXISTING	PROPOSED	EACH
21' LT STA 327+34.5 TO	32.8' LT STA 327+46	1
20' LT STA 328+68.7 TO	31' LT STA 328+66.3	1
TOTAL		2

WATER SERVICE CONNECTIONS, 3/4"		
		EACH
24' RT STA 327+54		1
25' RT STA 328+66.3		1
TOTAL		2

WATER SERVICE LINE, 3/4"				TRENCH BACKFILL
			EACH	CU. YD.
24' RT STA 327+54	TO	32.8' LT STA 327+46	56	19
25' RT STA 328+66.3	TO	31' LT STA 328+66.3	53	19
TOTAL			109	38

CASING PIPE	
	EACH
12.3' RT STA 327+52.4	22
11.5' RT STA 328+66.3	22
TOTAL	44

SERVICE NOTE:
 1. NEW WATER SERVICE LINES IN CASING SHALL BE INSTALLED BELOW STORM SEWER WITH A MINIMUM VERTICAL CLEARANCE OF 18" FROM TOP OF CASING PIPE TO BOTTOM OF STORM SEWER PIPE
 2. SEE SPECIAL PROVISIONS FOR SERVICE MATERIALS APPROVED BY THE CITY OF MACOMB.